

Background Check Instructions

1. On the page of the program you want to enter, click on the link that says **Background Check**.



If you have any questions about the program please contact us using the information below on the "Contact Us" tab.

[Apply Here!](#)

The Surgical Technology Program is a two-year program leading to an Associate of Applied Science (AAS) degree, once accepted, that offers college credit, beginning in the fall of each year. The program is approved by the Texas Higher Education Coordinating Board and is fully accredited by the [Commission on Accreditation of Allied Health Education Programs \(CAAHEP\)](#). Upon completion, students may earn a professional credential by passing a nationally administered certifying examination by the [National Board of Surgical Technology and Surgical Assisting \(NBSTSA\)](#). Those who pass the exam become certified and are granted the designation of Certified Surgical Technologist (CST) and will be granted permission to work throughout the United States of America.

Resources

- [Academic Catalog \(Degree Plan\)](#)
- [Background Check](#)

(Click Health Professions to do Background check & Drug Screen)

Who We Are

Mission / Goals

Admission

Program Effectiveness Data

Expenses

Contact Us

The Surgical Technology Program is a two-year program leading to an Associate of Applied Science (AAS) degree, once accepted, that offers college credit, beginning in the fall of each year. The program is approved by the Texas Higher Education Coordinating Board and is fully accredited by the [Commission on Accreditation of Allied Health Education Programs \(CAAHEP\)](#). Upon completion, students may earn a professional credential by passing a nationally administered certifying examination by the [National Board of Surgical Technology and Surgical Assisting \(NBSTSA\)](#). Those who pass the exam become certified and are granted the designation of Certified Surgical Technologist (CST) and will be granted permission to work throughout the United States of America.

2. Click on **PLACE ORDER**.




Howard College Portal

This user-friendly portal guides you through program and package selection to quickly place your order and create your secure account.

After you complete your order and create your account, you can log in to your account to monitor your order status, view your results, respond to alerts, and complete your requirements. You will return to your account by logging into [castlebranch.com](#) and entering your username (email used during order placement) and your secure password.


Now let's get started by clicking the Place Order button below.



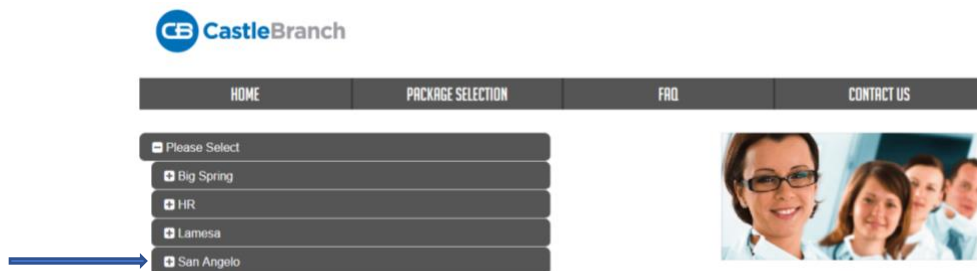
[PLACE ORDER](#)

Background Check Instructions

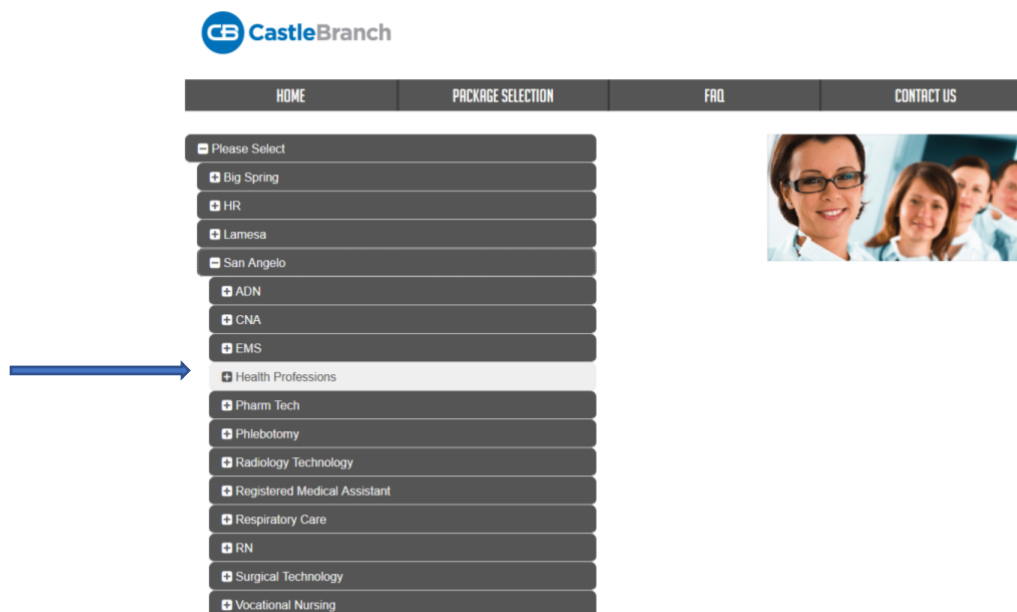
3. Click **Please Select**. A drop-down menu will appear.



4. Then click **San Angelo**. Another drop-down menu will appear.

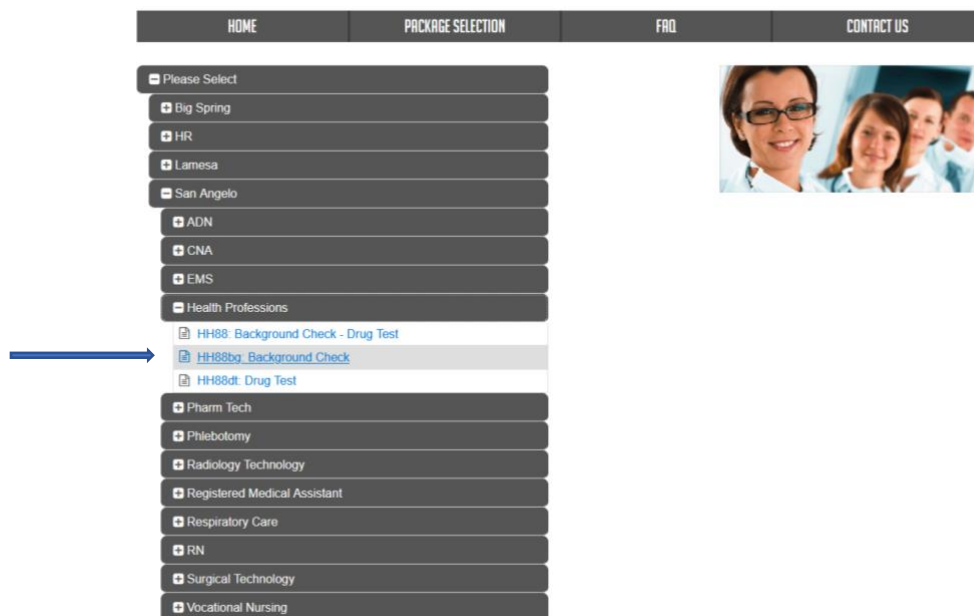


5. Click on **Health Professions**. Another drop-down menu will appear.



Background Check Instructions

6. Click on **HH88bg: Background Check**



7. Continue to follow the prompts and submit your application!