

Howard College has used two-factor authentication to enhance the security of students' Blackboard accounts. This security measure required the use of cell phones as the way to verify identity for those accounts. Our technology department has provided a solution to eliminate the need for the use of cell phones since the passage of House Bill 1481, which restricts the use of personal wireless communication devices by students during instructional time in public high schools. Students can access Blackboard using a code to bypass the two-factor authentication measure when on the high school campus. They will still be able to use two-factor authentication off campus with the use of their phones if preferred. Students in home schools or private schools may continue to use the Duo (two-factor authentication) option.

A passcode has been created for all students who are enrolled in dual credit classes as of today. We will run daily lists of any remaining students that enroll.

Please see the directions below and let us know if we can help with anything.

Students should submit a helpdesk ticket here if they have any issues: <https://howardcollege.zendesk.com/hc/en-us/requests/new> This will ensure that we provide assistance to everyone that needs it.

Thank you!

Students must set up their Howard College email address before proceeding if they have not already created it. The username and password needed to access Blackboard are the same ones used for college email. Here are directions to set up the college email address:

<https://howardcollege.edu/students/tools-resources/system-access/> Multi-factor authentication has also been removed from the email address setup.

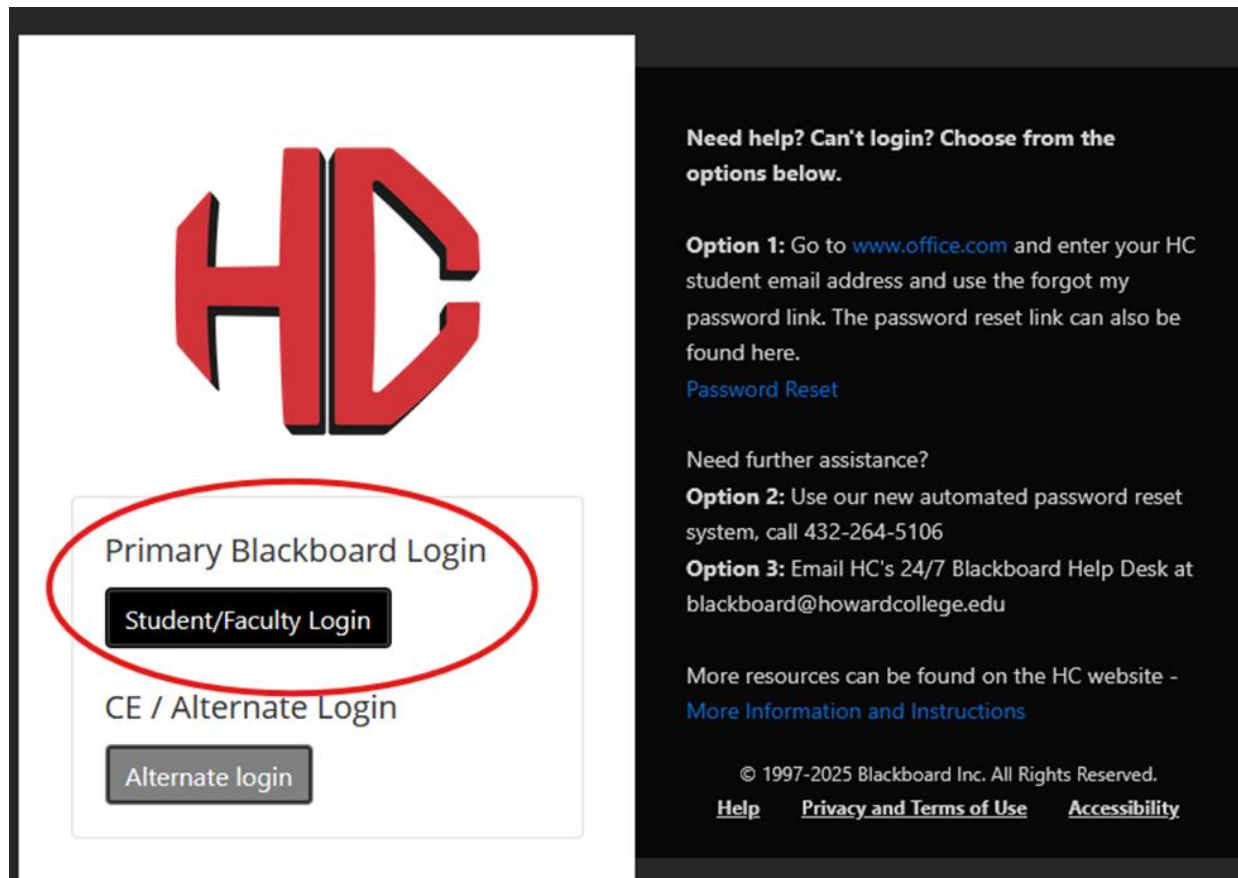
Students need the following information to access their Blackboard accounts:

Username from Howard College email address: Unchanged – Students have this already.

Password from Howard College email address: Unchanged – Students should be able to use the existing password they were given or have already logged in with this year. If it does not work, have them try Hc + birth year + last 4 of student id, for example, Hc20071298

Bypass code: This is NEW! The Duo bypass code is set to 0 + birthday month and day + last 4 of student ID. Example: ID Hc000101234, DOB:10/19/2007 = 010191234

Step 1: Go to the Blackboard website ([Click here to access Blackboard](#)) and click on the Student/Faculty Login circled in red below:



Step 2: Sign in with username and password on the screen below:



Step 3: The screen below *MAY* pop up. If it does, click on the Duo Authentication for AD FS 2.0.0.



Howard College

For security reasons, we require additional information to verify your account

Signing in to Howard College services requires your Howard College username.

Example: hhawk or hhawk@howardcollege.edu

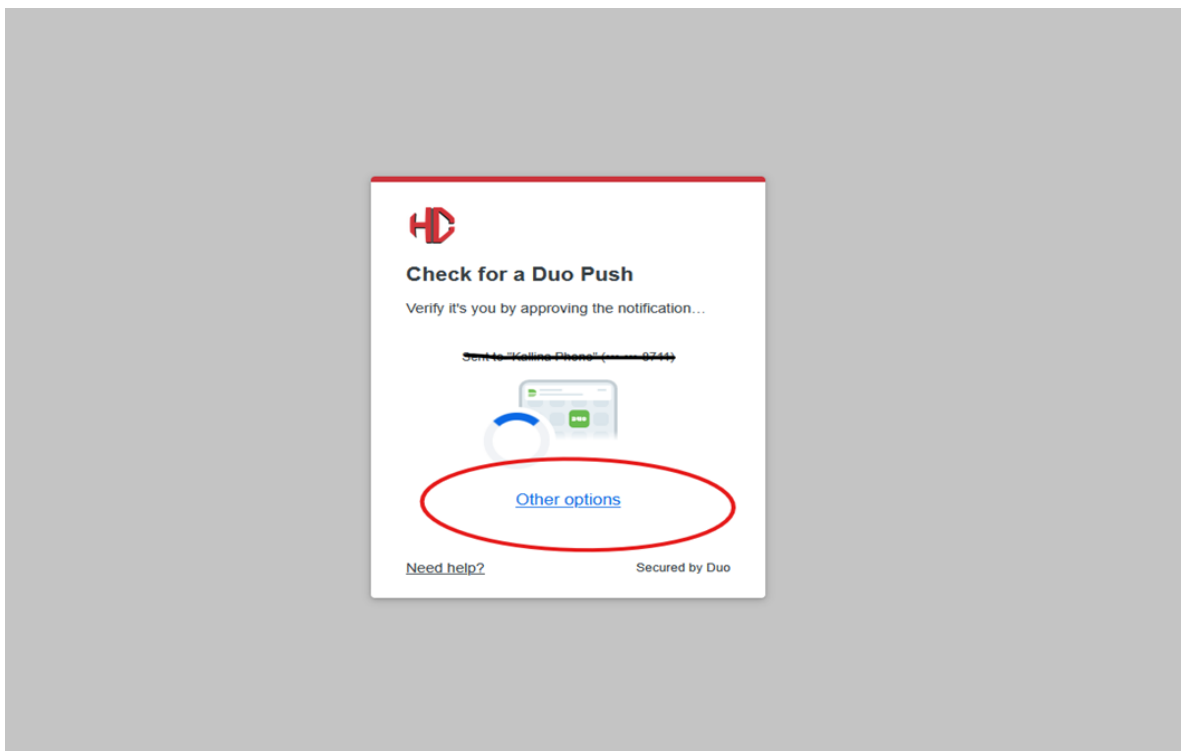
If you are having trouble logging in then please contact the IT Help Desk at: itsupport@howardcollege.edu or submit a help desk ticket at this link: [IT Help Desk](#)

[Azure Multi-Factor Authentication](#)

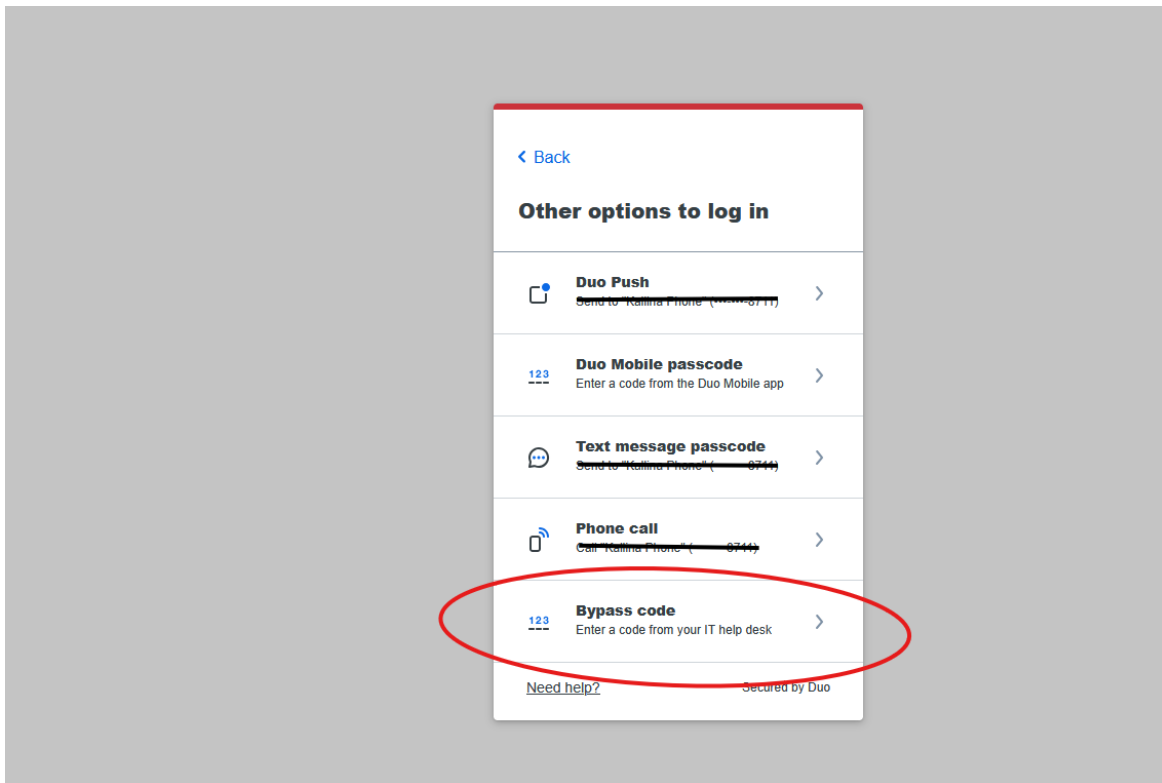
[Duo Authentication for AD FS 2.0.0](#)

HOWARD COLLEGE

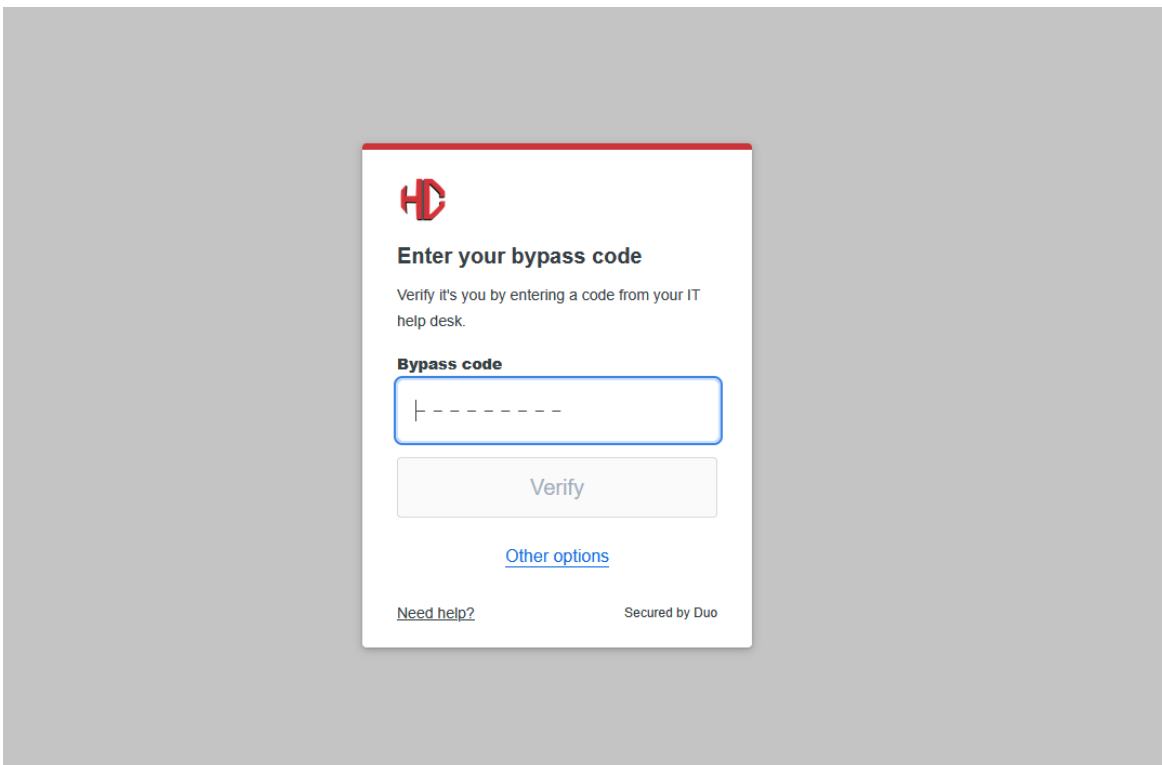
Step 4: On this screen, please click Other options (circled below):



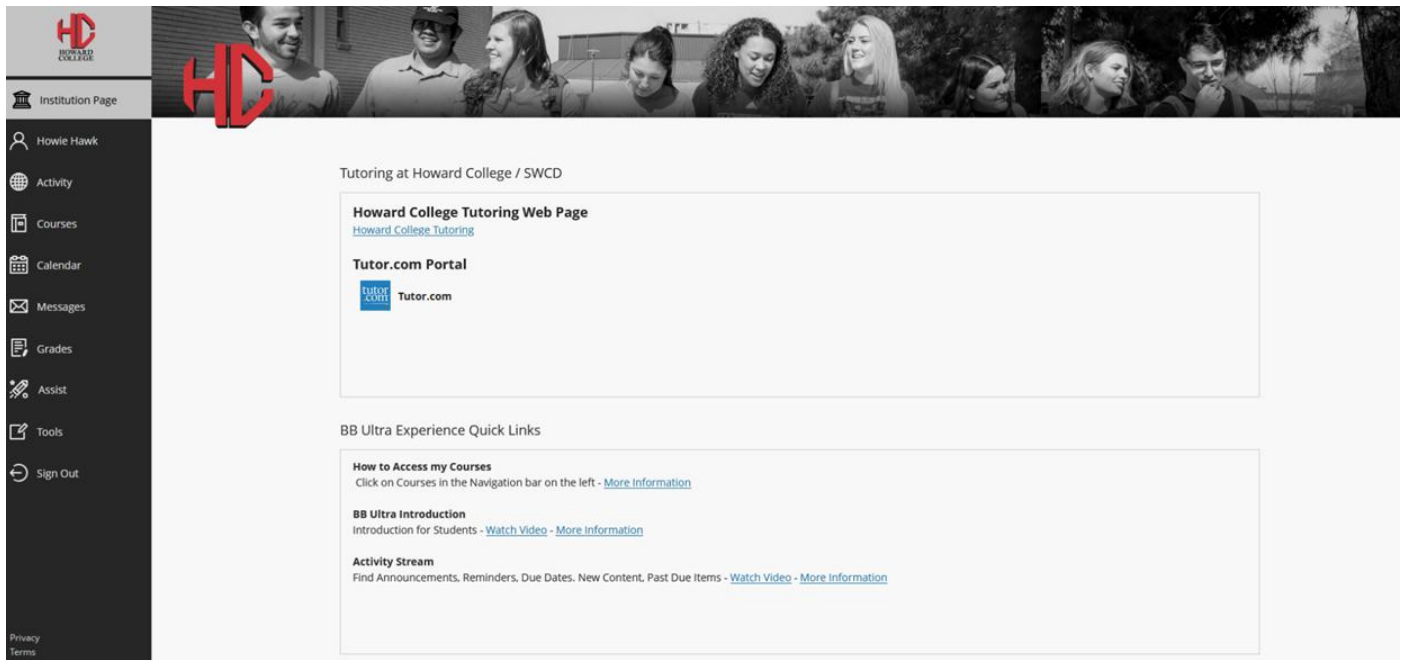
Step 5: On this screen, click on Bypass code (circled below):



Step 6: Enter the bypass code and click verify.



Step 7: Blackboard will open, and students can proceed to their classes.



HD HOWARD COLLEGE

Institution Page

Howie Hawk

Activity

Courses

Calendar

Messages

Grades

Assist


Tools

Sign Out

Privacy
Terms

Tutoring at Howard College / SWCD

Howard College Tutoring Web Page
[Howard College Tutoring](#)

Tutor.com Portal
 Tutor.com

BB Ultra Experience Quick Links

How to Access my Courses
Click on Courses in the Navigation bar on the left - [More Information](#)

BB Ultra Introduction
Introduction for Students - [Watch Video](#) - [More Information](#)

Activity Stream
Find Announcements, Reminders, Due Dates, New Content, Past Due Items - [Watch Video](#) - [More Information](#)