



**QUICK
FACTS**

**WORKFORCE
TRAINING
FALL 2012**

Howard College Workforce Training offers a variety of courses designed to improve specific skills or to lead to occupational employment. These short-term courses are non-credit. Students of all ages attend to upgrade their skills, change careers, or for personal enrichment.

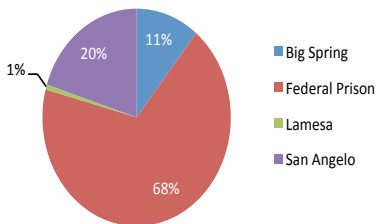
**Workforce Training / Community Education
Certified Enrollment 11/12**

Quarter	Unduplicated Enrollment
1	1,507
2	1,873
3	2,094
4	2,216
Total	7,690

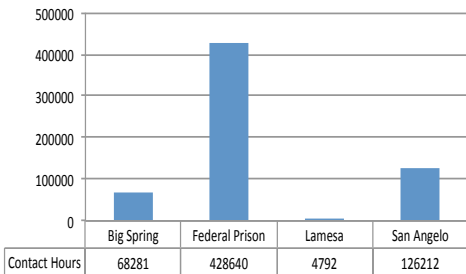
**Workforce Training / Community Education
Contact Hours 11/12**

Quarter	Hours Generated
1	145,457
2	150,836
3	160,212
4	171,420
Total	627,925

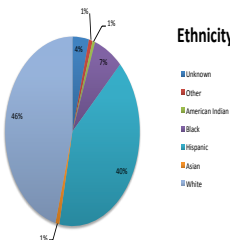
Contact Hours Percent by Campus



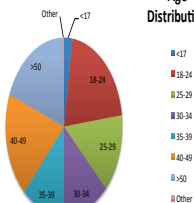
Contact Hours



Ethnicity



Age Distribution



Student Residency

Howard County	55.06%
Tom Green County	27.69%
Other Counties in Service Area	6.73%
Texas-Outside Service Area	10.12%
Out of State	0.36%
Out of Country	0.04%

Student Gender

Male: 63%
Female: 37%

Top Ten Courses

Construction Technology
Computer Software
Criminal Justice
Business Management
Welding
Drafting Technology
CPR/Emergency Medical Services
Workplace & Employment Skills
OSHA-Occupational Safety & Health

Top Workforce Training Contracts

Big Spring:

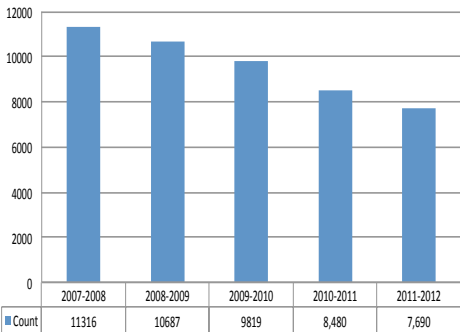
Alon USA GEO Group
Big Spring Fire Department
Permian Basin Regional Planning Commission
Federal Correctional Institution
Big Spring State Hospital

San Angelo:

Sitel
Concho Valley Council of Governments
San Angelo Community Medical Center
Eden Detention Center

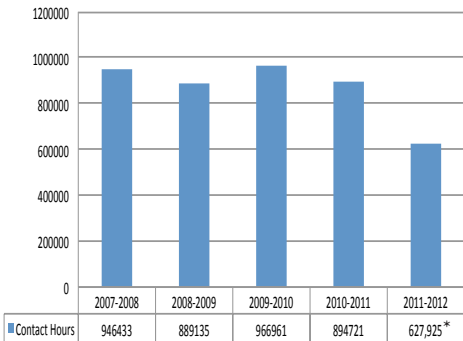
Growth Trend - Past 6 Years

Enrollment Trend 07/08 - 11/12



Contact Hour Generation Trend

Contact Hours Trend 07/08 - 11/12



*Private prison contact hours not submitted for state funding.