

HOWARD



COLLEGE

**QUICK  
FACTS**

---

**WORKFORCE  
TRAINING  
FALL 2011**

Howard College Workforce Training offers a variety of courses designed to improve specific skills or to lead to occupational employment. These short-term courses are non-credit. Students of all ages attend to upgrade their skills, change careers, or for personal enrichment.

---

**Workforce Training / Community Education  
Certified Enrollment 10/11**

---

<b>Quarter</b>	<b>Unduplicated Enrollment</b>
1	2,382
2	2,486
3	1,955
4	1,657
<b>Total</b>	<b>8,480</b>

---

---

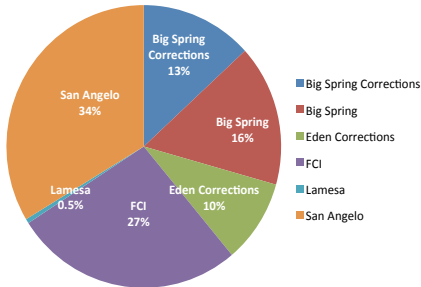
**Workforce Training / Community Education  
Contact Hours 10/11**

---

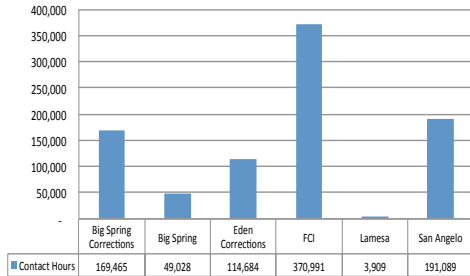
<b>Quarter</b>	<b>Hours Generated</b>
1	251,097
2	220,723
3	221,819
4	201,082
<b>Total</b>	<b>894,721</b>

---

## Percent of Enrollment by Campus



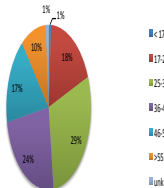
## Contact Hours by Campus



## Ethnicity



## Age Distribution



## Student Residency

Howard County	46%
Tom Green County	35%
Concho County	7%
Other Counties in Service Area	4%
Texas-Outside Service Area	7%
Out of State	0.2%

## Student Gender

Male: 64%  
Female: 36%

## Top Ten Courses = 51% of Classes Taken

Criminal Justice	8%
Business Management	8%
Computer Software	7%
Nursing (RN) - Professional Development	6%
CPR/Emergency Medical Services	6%
Construction Technology	5%
Commercial Housekeeping	4%
Workplace & Employment Skills	4%
OSHA-Occupational Safety & Health	3%

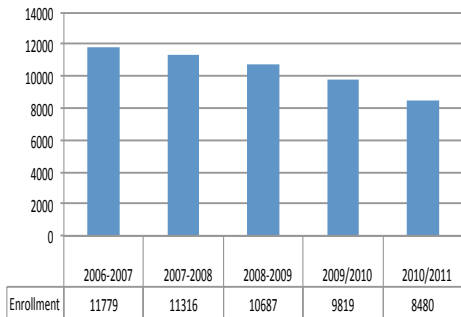
## Top Workforce Training Contracts

**Big Spring:**  
Alon USA  
City of Big Spring  
Howard County Volunteer Fire Department  
West Texas VA Medical Center  
Lamun-Lusk-Sanchez Texas State Veterans Home

**San Angelo:**  
Stitel  
Concho Valley Council of Government  
San Angelo Community Medical Center  
Eden Detention Center

## Growth Trend - Past 6 Years

### Enrollment Trend 06/07 - 10/11



## Contact Hour Generation Trend

### Contact Hours Trend 06/07 - 10/11

