



STUDENT SUCCESS

Howard College makes every effort to help our students reach their maximum potential by integrating core concepts of critical thinking into our daily business and our classrooms. We have varied educational opportunities available to meet the ever-changing needs of all learners through our four sites.

FY2015-2016

DEGREES & CERTIFICATES AWARDED

<i>Core</i>	<i># of Degrees</i>	<i>Certificates</i>	<i>Total</i>
<i>Completers</i>	<i>Awarded</i>	<i>Awarded</i>	<i>Awarded</i>
273	360	183	816

STUDENT SUCCESS POINTS

FY2015 WEIGHTED

Complete Developmental Education

Math: 146 Reading: 38.5 Writing: 52

First College Credit

Math: 636 Reading: 587.5 Writing: 418

15 credits 1-Term College Level: 1,151

30 credits 1-Year College Level: 531

Degrees Awarded:

Cert/AA - 686 Critical Fields - 353

Transfer to University w/15+SCH: 1,046

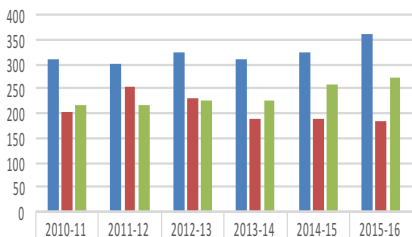
STUDENT SUCCESS POINTS SUMMARY

3 YEAR AVERAGE

FY 2013	6,224
FY 2014	5,775
FY 2015	5,627
<i>3-Year Average</i>	<i>5,875</i>

STUDENT SUCCESS TRENDS

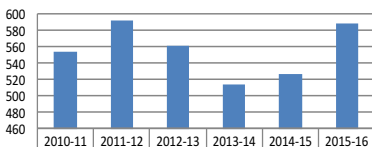
Awards Earned (Duplicated Count)



Associates	308	302	325	312	324	360
Certificates	205	254	230	187	191	183
Core Completers	215	218	225	227	259	273

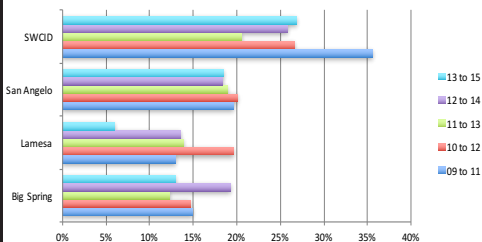
■ Associates
 ■ Certificates
 ■ Core Completers

Associate Degrees/Certificates/ Core Completer Awards Earned (Unduplicated Headcount)

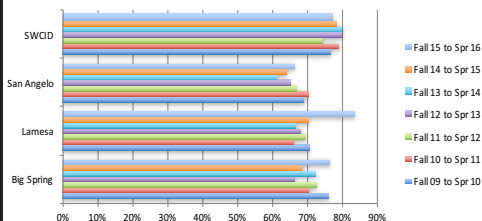


AssocDeg/Certs/Core Completers	554	592	560	513	526	587
--------------------------------	-----	-----	-----	-----	-----	-----

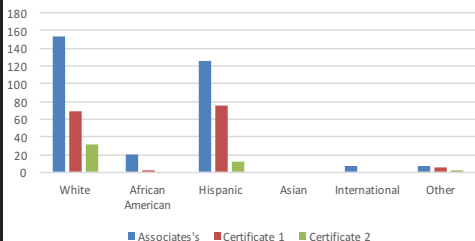
2 Year Fall to Fall Retention Excluding Dual Credit



Fall to Spring Retention Excluding Dual Credit



FY15 Graduate Detail by Ethnicity



EXCELLENCE

15-16 Licensure Rate

Pass rate for programs whose graduates are required to pass a licensure exam to practice in a field:

Cosmetology:	<i>Big Spring</i>	94%
	<i>San Angelo</i>	79%
Dental Hygiene:		92%
Emergency Medical Services:	<i>Big Spring</i>	100%
	<i>San Angelo</i>	90%
Nurse, ADN:		95.65%
Nurse, LVN:	<i>Big Spring</i>	100%
	<i>San Angelo</i>	92%
Radiologic Technology:		75%
Respiratory Care:		62.5%

Graduation Rate of First-time, Full-time, Credential-seeking Students after 3,4, & 6 years

Year	Institution	Peer Group
FY2012	19.4%	22.9%
FY2011	28.1%	29.0%
FY2009	35.3%	37.1%

Percent of Graduates from Preceding FY Who Were Employed or Enrolled in Four-Year Institution the Following Fall

FY2014	Institution	Peer Group
Total	83.4%	84.7%
Employed	59.3%	65.7%
Enrolled	11.2%	8.7%
Both Emp & Enr	12.9%	10.3%
