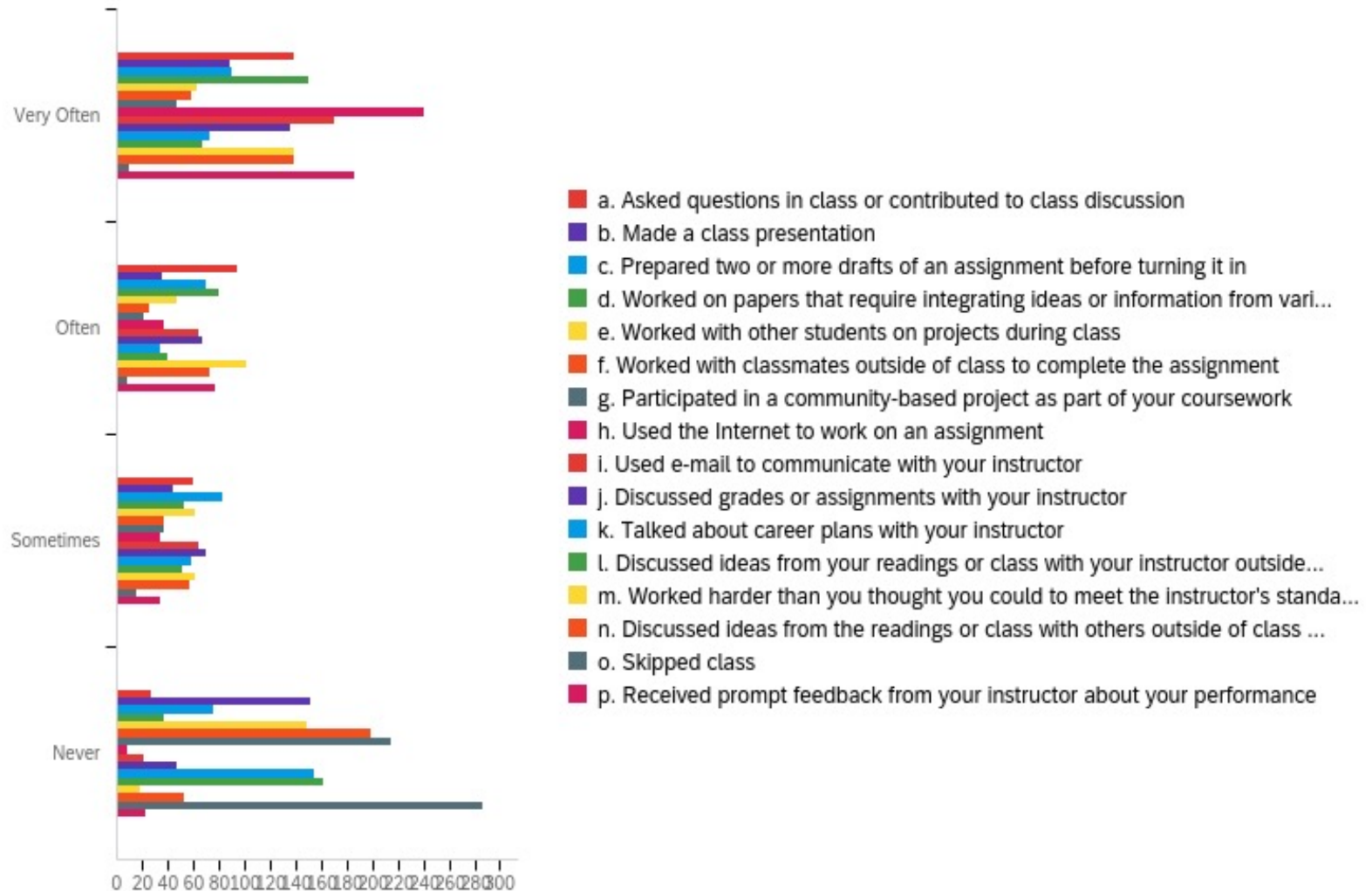


Summer 1 2021

Course Evaluation - Summer I 2021

February 3rd 2022, 6:50 pm CST

Q1 - In your experience with this class, [Field-Course] [Field-Title], during the current semester, how often did you do the following?



Q1 - In your experience with this class, [Field-Course] [Field-Title], during the current semester, how often did you do the following?

| # | Field | Minimum | Maximum | Mean | Std Deviation | Variance | Count |
|---|--|---------|---------|------|---------------|----------|-------|
| 1 | a. Asked questions in class or contributed to class discussion | 1.00 | 4.00 | 1.92 | 0.98 | 0.95 | 319 |
| 2 | b. Made a class presentation | 1.00 | 4.00 | 2.81 | 1.29 | 1.66 | 319 |
| 3 | c. Prepared two or more drafts of an assignment before turning it in | 1.00 | 4.00 | 2.45 | 1.14 | 1.29 | 319 |
| 4 | d. Worked on papers that require integrating ideas or information from various sources | 1.00 | 4.00 | 1.92 | 1.04 | 1.08 | 319 |

Q1 - In your experience with this class, [Field-Course] [Field-Title], during the current semester, how often did you do the following?

| # | Field | Minimum | Maximum | Mean | Std Deviation | Variance | Count |
|---|---|---------|---------|------|---------------|----------|-------|
| 5 | e. Worked with other students on projects during class | 1.00 | 4.00 | 2.93 | 1.18 | 1.40 | 319 |
| 6 | f. Worked with classmates outside of class to complete the assignment | 1.00 | 4.00 | 3.18 | 1.18 | 1.40 | 319 |
| 7 | g. Participated in a community-based project as part of your coursework | 1.00 | 4.00 | 3.31 | 1.11 | 1.23 | 319 |

Q1 - In your experience with this class, [Field-Course] [Field-Title], during the current semester, how often did you do the following?

| # | Field | Minimum | Maximum | Mean | Std Deviation | Variance | Count |
|----|---|---------|---------|------|---------------|----------|-------|
| 8 | h. Used the Internet to work on an assignment | 1.00 | 4.00 | 1.40 | 0.78 | 0.60 | 319 |
| 9 | i. Used e-mail to communicate with your instructor | 1.00 | 4.00 | 1.80 | 0.98 | 0.96 | 319 |
| 10 | j. Discussed grades or assignments with your instructor | 1.00 | 4.00 | 2.09 | 1.11 | 1.22 | 319 |
| 11 | k. Talked about career plans with your instructor | 1.00 | 4.00 | 2.93 | 1.22 | 1.49 | 319 |

Q1 - In your experience with this class, [Field-Course] [Field-Title], during the current semester, how often did you do the following?

| # | Field | Minimum | Maximum | Mean | Std Deviation | Variance | Count |
|----|---|---------|---------|------|---------------|----------|-------|
| 12 | l. Discussed ideas from your readings or class with your instructor outside of class | 1.00 | 4.00 | 2.97 | 1.21 | 1.47 | 319 |
| 13 | m. Worked harder than you thought you could to meet the instructor's standards or expectations | 1.00 | 4.00 | 1.87 | 0.91 | 0.84 | 319 |
| 14 | n. Discussed ideas from the readings or class with others outside of class (students, family members, co-workers, etc.) | 1.00 | 4.00 | 2.08 | 1.13 | 1.27 | 319 |

Q1 - In your experience with this class, [Field-Course] [Field-Title], during the current semester, how often did you do the following?

| # | Field | Minimum | Maximum | Mean | Std Deviation | Variance | Count |
|----|---|---------|---------|------|---------------|----------|-------|
| 15 | o. Skipped class | 1.00 | 4.00 | 3.81 | 0.63 | 0.39 | 319 |
| 16 | p. Received prompt feedback from your instructor about your performance | 1.00 | 4.00 | 1.66 | 0.92 | 0.85 | 319 |

Q1 - In your experience with this class, [Field-Course] [Field-Title], during the current semester, how often did you do the following?

| # | Question | Very Often | | Often | | Sometimes | | Never | | Total |
|---|--|------------|-----|--------|----|-----------|----|--------|-----|-------|
| 1 | a. Asked questions in class or contributed to class discussion | 43.26% | 138 | 29.47% | 94 | 18.81% | 60 | 8.46% | 27 | 319 |
| 2 | b. Made a class presentation | 27.90% | 89 | 10.97% | 35 | 13.79% | 44 | 47.34% | 151 | 319 |
| 3 | c. Prepared two or more drafts of an assignment before turning it in | 28.21% | 90 | 21.94% | 70 | 26.02% | 83 | 23.82% | 76 | 319 |
| 4 | d. Worked on papers that require integrating ideas or information from various sources | 47.02% | 150 | 25.08% | 80 | 16.61% | 53 | 11.29% | 36 | 319 |

Q1 - In your experience with this class, [Field-Course] [Field-Title], during the current semester, how often did you do the following?

| # | Question | Very Often | | Often | | Sometimes | | Never | | Total |
|---|---|------------|----|--------|----|-----------|----|--------|-----|-------|
| 5 | e. Worked with other students on projects during class | 19.75% | 63 | 14.42% | 46 | 19.12% | 61 | 46.71% | 149 | 319 |
| 6 | f. Worked with classmates outside of class to complete the assignment | 18.18% | 58 | 7.84% | 25 | 11.60% | 37 | 62.38% | 199 | 319 |
| 7 | g. Participated in a community-based project as part of your coursework | 14.73% | 47 | 6.58% | 21 | 11.60% | 37 | 67.08% | 214 | 319 |

Q1 - In your experience with this class, [Field-Course] [Field-Title], during the current semester, how often did you do the following?

| # | Question | Very Often | | Often | | Sometimes | | Never | | Total |
|----|---|------------|-----|--------|----|-----------|----|--------|-----|-------|
| 8 | h. Used the Internet to work on an assignment | 75.24% | 240 | 11.60% | 37 | 10.66% | 34 | 2.51% | 8 | 319 |
| 9 | i. Used e-mail to communicate with your instructor | 53.29% | 170 | 20.06% | 64 | 20.06% | 64 | 6.58% | 21 | 319 |
| 10 | j. Discussed grades or assignments with your instructor | 42.32% | 135 | 21.00% | 67 | 21.94% | 70 | 14.73% | 47 | 319 |
| 11 | k. Talked about career plans with your instructor | 22.57% | 72 | 10.66% | 34 | 18.18% | 58 | 48.59% | 155 | 319 |

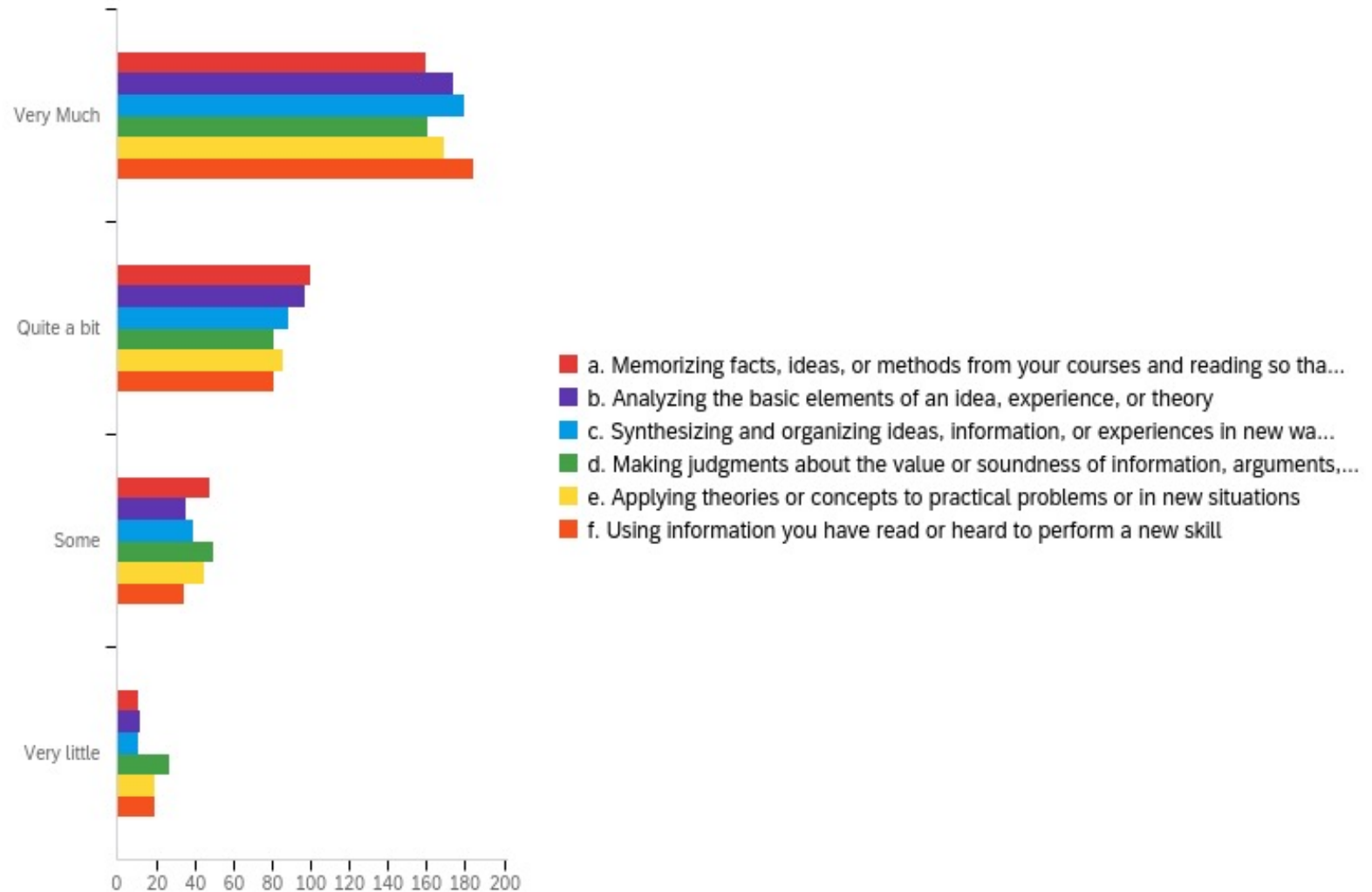
Q1 - In your experience with this class, [Field-Course] [Field-Title], during the current semester, how often did you do the following?

| # | Question | Very Often | | Often | | Sometimes | | Never | | Total |
|----|---|------------|-----|--------|-----|-----------|----|--------|-----|-------|
| 12 | l. Discussed ideas from your readings or class with your instructor outside of class | 21.00% | 67 | 12.23% | 39 | 15.99% | 51 | 50.78% | 162 | 319 |
| 13 | m. Worked harder than you thought you could to meet the instructor's standards or expectations | 43.57% | 139 | 31.66% | 101 | 19.12% | 61 | 5.64% | 18 | 319 |
| 14 | n. Discussed ideas from the readings or class with others outside of class (students, family members, co-workers, etc.) | 43.26% | 138 | 22.57% | 72 | 17.55% | 56 | 16.61% | 53 | 319 |

Q1 - In your experience with this class, [Field-Course] [Field-Title], during the current semester, how often did you do the following?

| # | Question | Very Often | | Often | | Sometimes | | Never | | Total |
|----|---|------------|-----|--------|----|-----------|----|--------|-----|-------|
| 15 | o. Skipped class | 3.13% | 10 | 2.51% | 8 | 4.70% | 15 | 89.66% | 286 | 319 |
| 16 | p. Received prompt feedback from your instructor about your performance | 58.31% | 186 | 24.14% | 77 | 10.66% | 34 | 6.90% | 22 | 319 |

Q2 - During this current semester, how much has this course, [Field-Course] [Field-Title], emphasized the following?



Q2 - During this current semester, how much has this course, [Field-Course] [Field-Title], emphasized the following?

| # | Field | Minimum | Maximum | Mean | Std Deviation | Variance | Count |
|---|---|---------|---------|------|---------------|----------|-------|
| 1 | a. Memorizing facts, ideas, or methods from your courses and reading so that you can repeat them in pretty much the same form | 1.00 | 4.00 | 1.72 | 0.84 | 0.71 | 319 |
| 2 | b. Analyzing the basic elements of an idea, experience, or theory | 1.00 | 4.00 | 1.64 | 0.83 | 0.68 | 319 |
| 3 | c. Synthesizing and organizing ideas, information, or experiences in new ways | 1.00 | 4.00 | 1.63 | 0.83 | 0.69 | 319 |

Q2 - During this current semester, how much has this course, [Field-Course] [Field-Title], emphasized the following?

| # | Field | Minimum | Maximum | Mean | Std Deviation | Variance | Count |
|---|--|---------|---------|------|---------------|----------|-------|
| 4 | d. Making judgments about the value or soundness of information, arguments, or methods | 1.00 | 4.00 | 1.82 | 0.98 | 0.97 | 319 |
| 5 | e. Applying theories or concepts to practical problems or in new situations | 1.00 | 4.00 | 1.73 | 0.91 | 0.84 | 319 |
| 6 | f. Using information you have read or heard to perform a new skill | 1.00 | 4.00 | 1.65 | 0.90 | 0.80 | 319 |

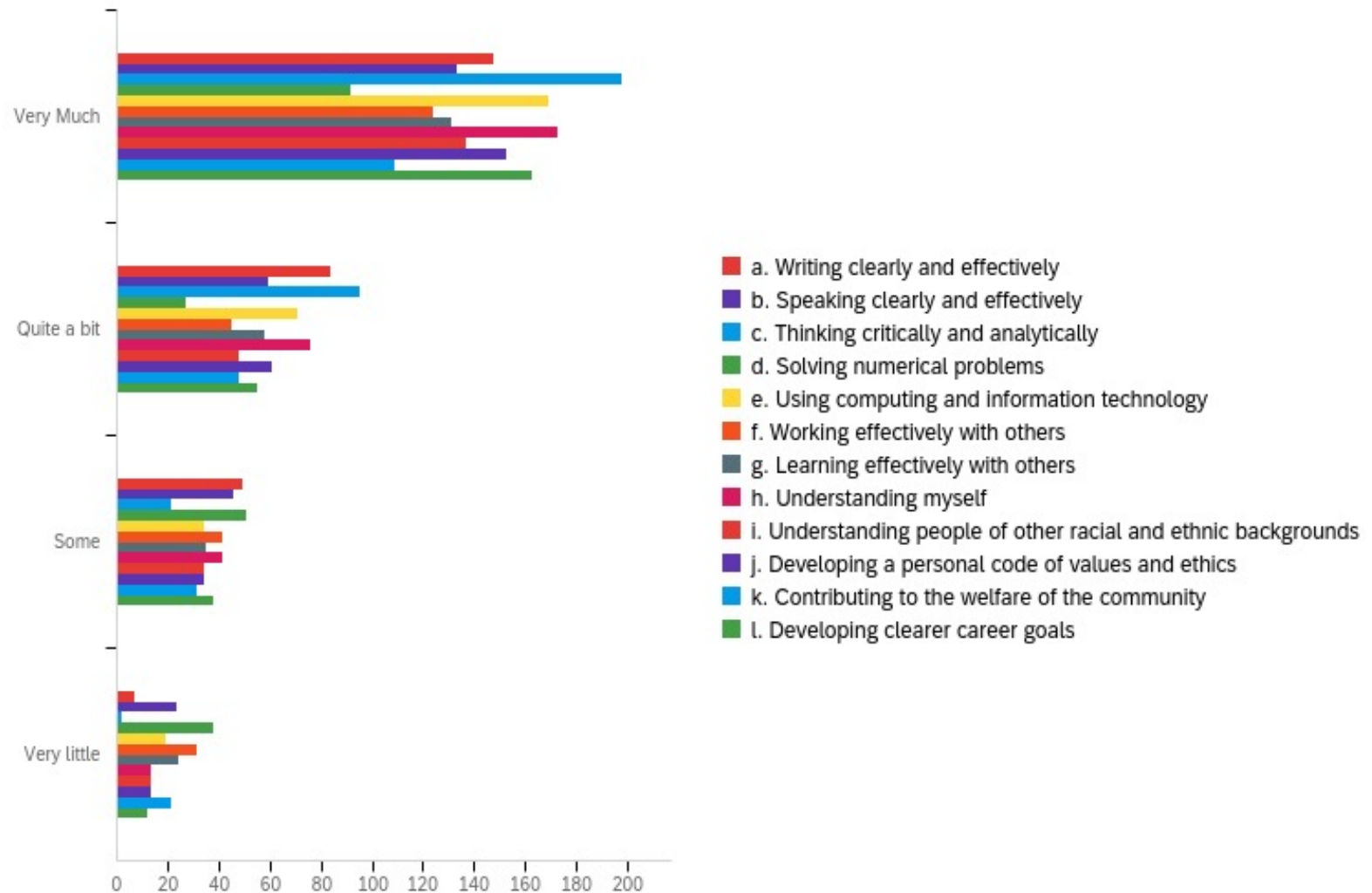
Q2 - During this current semester, how much has this course, [Field-Course] [Field-Title], emphasized the following?

| # | Question | Very Much | | Quite a bit | | Some | | Very little | | Total |
|---|---|-----------|-----|-------------|-----|--------|----|-------------|----|-------|
| 1 | a. Memorizing facts, ideas, or methods from your courses and reading so that you can repeat them in pretty much the same form | 50.16% | 160 | 31.35% | 100 | 15.05% | 48 | 3.45% | 11 | 319 |
| 2 | b. Analyzing the basic elements of an idea, experience, or theory | 54.55% | 174 | 30.41% | 97 | 11.29% | 36 | 3.76% | 12 | 319 |
| 3 | c. Synthesizing and organizing ideas, information, or experiences in new ways | 56.43% | 180 | 27.90% | 89 | 12.23% | 39 | 3.45% | 11 | 319 |

Q2 - During this current semester, how much has this course, [Field-Course] [Field-Title], emphasized the following?

| # | Question | Very Much | | Quite a bit | | Some | | Very little | | Total |
|---|--|-----------|-----|-------------|----|--------|----|-------------|----|-------|
| 4 | d. Making judgments about the value or soundness of information, arguments, or methods | 50.47% | 161 | 25.39% | 81 | 15.67% | 50 | 8.46% | 27 | 319 |
| 5 | e. Applying theories or concepts to practical problems or in new situations | 52.98% | 169 | 26.96% | 86 | 14.11% | 45 | 5.96% | 19 | 319 |
| 6 | f. Using information you have read or heard to perform a new skill | 57.68% | 184 | 25.39% | 81 | 10.97% | 35 | 5.96% | 19 | 319 |

Q3 - During this current semester, to what extent did this course, [Field-Course] [Field-Title], help you develop in the following areas?



Q3 - During this current semester, to what extent did this course, [Field-Course] [Field-Title], help you develop in the following areas?

| # | Field | Minimum | Maximum | Mean | Std Deviation | Variance | Count |
|---|---|---------|---------|------|---------------|----------|-------|
| 1 | a. Writing clearly and effectively | 1.00 | 4.00 | 1.70 | 0.83 | 0.69 | 288 |
| 2 | b. Speaking clearly and effectively | 1.00 | 4.00 | 1.84 | 1.01 | 1.01 | 261 |
| 3 | c. Thinking critically and analytically | 1.00 | 4.00 | 1.45 | 0.65 | 0.42 | 316 |
| 4 | d. Solving numerical problems | 1.00 | 4.00 | 2.17 | 1.18 | 1.39 | 208 |
| 5 | e. Using computing and information technology | 1.00 | 4.00 | 1.67 | 0.92 | 0.84 | 293 |

Q3 - During this current semester, to what extent did this course, [Field-Course] [Field-Title], help you develop in the following areas?

| # | Field | Minimum | Maximum | Mean | Std Deviation | Variance | Count |
|----|--|---------|---------|------|---------------|----------|-------|
| 6 | f. Working effectively with others | 1.00 | 4.00 | 1.91 | 1.09 | 1.19 | 241 |
| 7 | g. Learning effectively with others | 1.00 | 4.00 | 1.81 | 1.01 | 1.02 | 248 |
| 8 | h. Understanding myself | 1.00 | 4.00 | 1.65 | 0.87 | 0.76 | 303 |
| 9 | i. Understanding people of other racial and ethnic backgrounds | 1.00 | 4.00 | 1.67 | 0.92 | 0.85 | 232 |
| 10 | j. Developing a personal code of values and ethics | 1.00 | 4.00 | 1.64 | 0.89 | 0.79 | 261 |

Q3 - During this current semester, to what extent did this course, [Field-Course] [Field-Title], help you develop in the following areas?

| # | Field | Minimum | Maximum | Mean | Std Deviation | Variance | Count |
|----|---|---------|---------|------|---------------|----------|-------|
| 11 | k. Contributing to the welfare of the community | 1.00 | 4.00 | 1.83 | 1.02 | 1.04 | 209 |
| 12 | l. Developing clearer career goals | 1.00 | 4.00 | 1.62 | 0.89 | 0.79 | 268 |

Q3 - During this current semester, to what extent did this course, [Field-Course] [Field-Title], help you develop in the following areas?

| # | Question | Very Much | | Quite a bit | | Some | | Very little | | Total |
|---|---|-----------|-----|-------------|----|--------|----|-------------|----|-------|
| 1 | a. Writing clearly and effectively | 51.39% | 148 | 29.17% | 84 | 17.01% | 49 | 2.43% | 7 | 288 |
| 2 | b. Speaking clearly and effectively | 50.96% | 133 | 22.61% | 59 | 17.62% | 46 | 8.81% | 23 | 261 |
| 3 | c. Thinking critically and analytically | 62.66% | 198 | 30.06% | 95 | 6.65% | 21 | 0.63% | 2 | 316 |
| 4 | d. Solving numerical problems | 44.23% | 92 | 12.98% | 27 | 24.52% | 51 | 18.27% | 38 | 208 |
| 5 | e. Using computing and information technology | 57.68% | 169 | 24.23% | 71 | 11.60% | 34 | 6.48% | 19 | 293 |

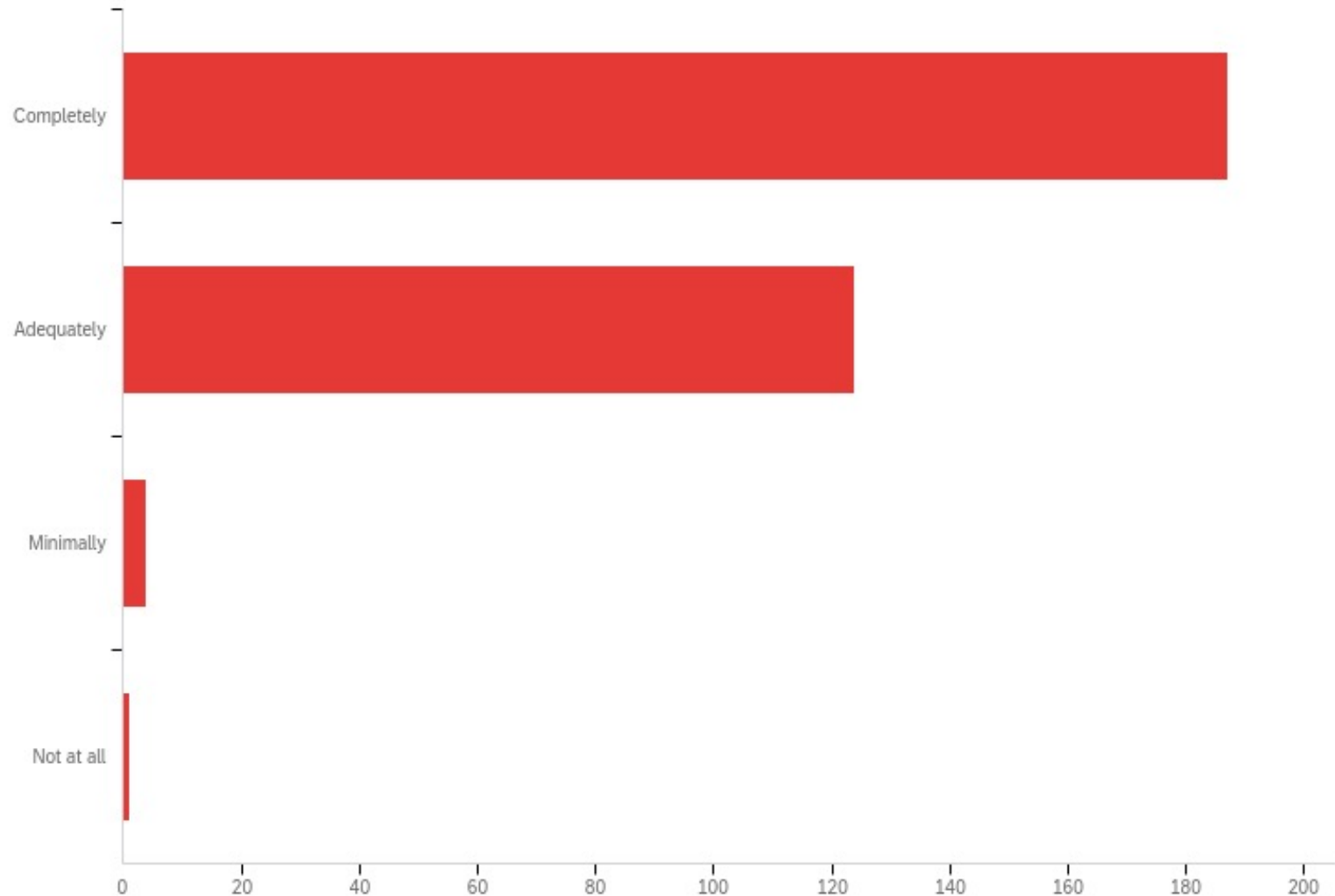
Q3 - During this current semester, to what extent did this course, [Field-Course] [Field-Title], help you develop in the following areas?

| # | Question | Very Much | | Quite a bit | | Some | | Very little | | Total |
|----|--|-----------|-----|-------------|----|--------|----|-------------|----|-------|
| 6 | f. Working effectively with others | 51.45% | 124 | 18.67% | 45 | 17.01% | 41 | 12.86% | 31 | 241 |
| 7 | g. Learning effectively with others | 52.82% | 131 | 23.39% | 58 | 14.11% | 35 | 9.68% | 24 | 248 |
| 8 | h. Understanding myself | 57.10% | 173 | 25.08% | 76 | 13.53% | 41 | 4.29% | 13 | 303 |
| 9 | i. Understanding people of other racial and ethnic backgrounds | 59.05% | 137 | 20.69% | 48 | 14.66% | 34 | 5.60% | 13 | 232 |
| 10 | j. Developing a personal code of values and ethics | 58.62% | 153 | 23.37% | 61 | 13.03% | 34 | 4.98% | 13 | 261 |

Q3 - During this current semester, to what extent did this course, [Field-Course] [Field-Title], help you develop in the following areas?

| # | Question | Very Much | | Quite a bit | | Some | | Very little | | Total |
|----|---|-----------|-----|-------------|----|--------|----|-------------|----|-------|
| 11 | k. Contributing to the welfare of the community | 52.15% | 109 | 22.97% | 48 | 14.83% | 31 | 10.05% | 21 | 209 |
| 12 | l. Developing clearer career goals | 60.82% | 163 | 20.52% | 55 | 14.18% | 38 | 4.48% | 12 | 268 |

Q4 - Mark the box that best represents the extent to which you met the learning objectives of [Field-Course] [Field-Title]:



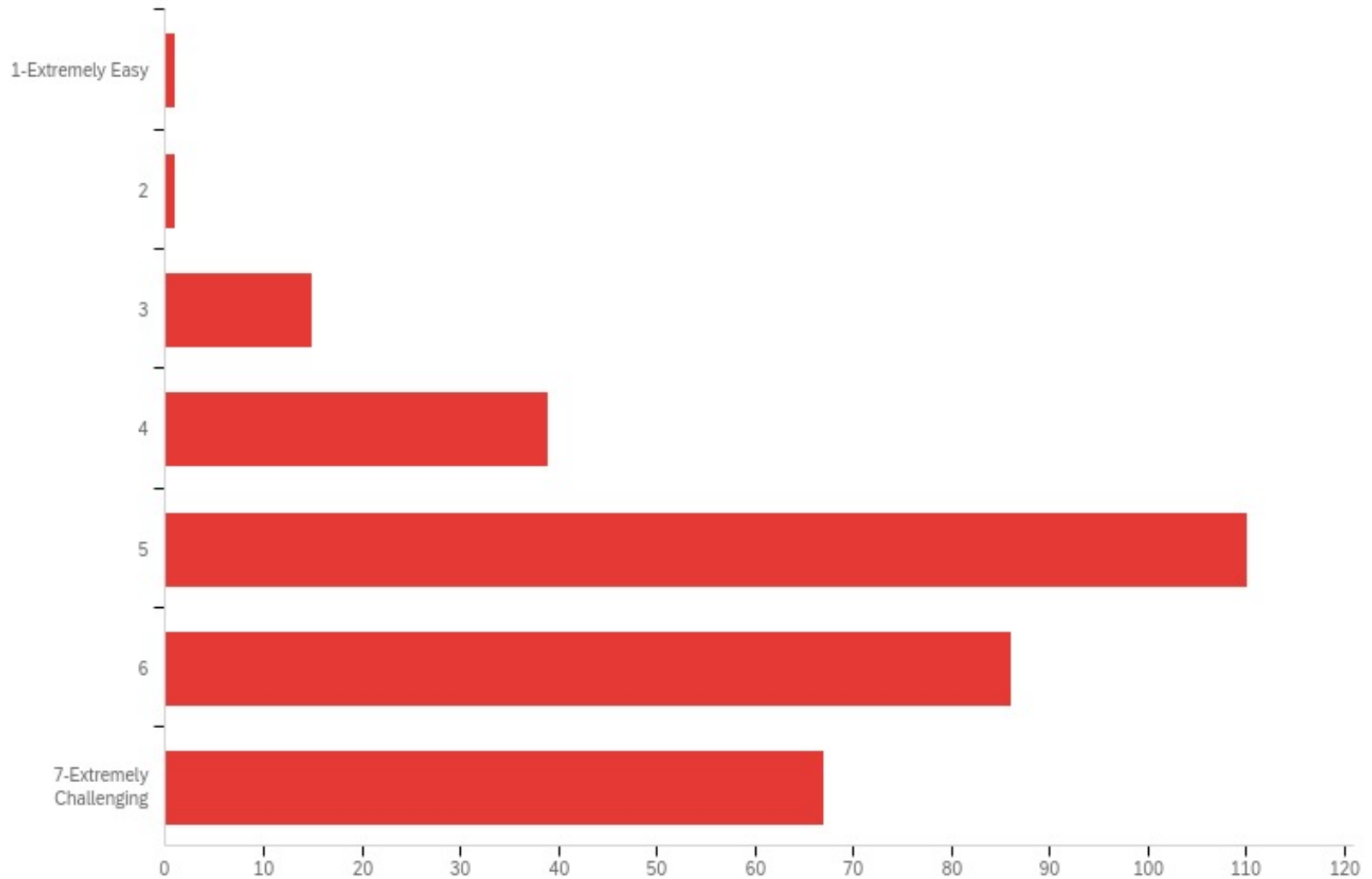
Q4 - Mark the box that best represents the extent to which you met the learning objectives of [Field-Course] [Field-Title]:

| # | Field | Minimum | Maximum | Mean | Std Deviation | Variance | Count |
|---|--|---------|---------|------|------------------|----------|-------|
| 1 | Mark the box that best represents the extent to which you met the learning objectives of [Field-Course] [Field-Title]: | 1.00 | 4.00 | 1.43 | 0.54 | 0.29 | 316 |

Q4 - Mark the box that best represents the extent to which you met the learning objectives of [Field-Course] [Field-Title]:

| # | Answer | % | Count |
|---|------------|--------|-------|
| 1 | Completely | 59.18% | 187 |
| 2 | Adequately | 39.24% | 124 |
| 3 | Minimally | 1.27% | 4 |
| 4 | Not at all | 0.32% | 1 |
| | Total | 100% | 316 |

Q5 - Mark the box that best represents the extent to which [Field-Course] [Field-Title] challenged you to do your best work



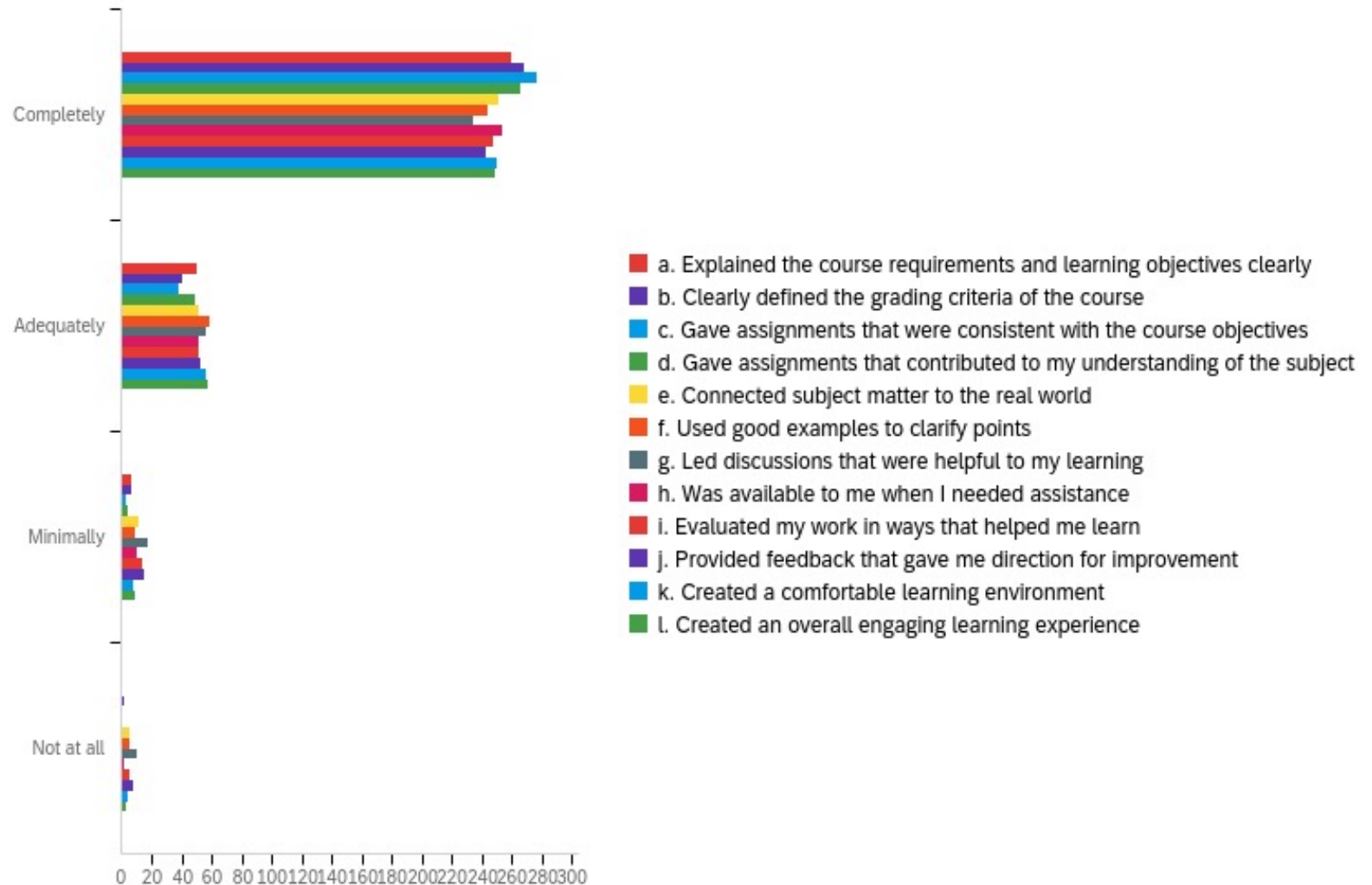
Q5 - Mark the box that best represents the extent to which [Field-Course] [Field-Title] challenged you to do your best work

| # | Field | Minimum | Maximum | Mean | Std Deviation | Variance | Count |
|---|--|---------|---------|------|---------------|----------|-------|
| 1 | Mark the box that best represents the extent to which [Field-Course] [Field-Title] challenged you to do your best work | 1.00 | 7.00 | 5.45 | 1.14 | 1.29 | 319 |
| | 7 - "Extremely Challenging" | | | | | | |
| | 1 - "Extremely Easy" | | | | | | |

Q5 - Mark the box that best represents the extent to which [Field-Course] [Field-Title] challenged you to do your best work

| # | Answer | % | Count |
|---|-------------------------|--------|-------|
| 1 | 1-Extremely Easy | 0.31% | 1 |
| 2 | 2 | 0.31% | 1 |
| 3 | 3 | 4.70% | 15 |
| 4 | 4 | 12.23% | 39 |
| 5 | 5 | 34.48% | 110 |
| 6 | 6 | 26.96% | 86 |
| 7 | 7-Extremely Challenging | 21.00% | 67 |
| | Total | 100% | 319 |

Q6 - During this current semester, to what extent did this instructor, [Field-Instructor], in this course, [Field-Course] [Field-Title], do the following?



Q6 - During this current semester, to what extent did this instructor, [Field-Instructor], in this course, [Field-Course] [Field-Title], do the following?

| # | Field | Minimum | Maximum | Mean | Std Deviation | Variance | Count |
|---|--|---------|---------|------|---------------|----------|-------|
| 1 | a. Explained the course requirements and learning objectives clearly | 1.00 | 4.00 | 1.21 | 0.48 | 0.23 | 318 |
| 2 | b. Clearly defined the grading criteria of the course | 1.00 | 4.00 | 1.19 | 0.49 | 0.24 | 318 |
| 3 | c. Gave assignments that were consistent with the course objectives | 1.00 | 3.00 | 1.14 | 0.37 | 0.14 | 318 |

Q6 - During this current semester, to what extent did this instructor, [Field-Instructor], in this course, [Field-Course] [Field-Title], do the following?

| # | Field | Minimum | Maximum | Mean | Std Deviation | Variance | Count |
|---|---|---------|---------|------|---------------|----------|-------|
| 4 | d. Gave assignments that contributed to my understanding of the subject | 1.00 | 3.00 | 1.18 | 0.42 | 0.17 | 318 |
| 5 | e. Connected subject matter to the real world | 1.00 | 4.00 | 1.28 | 0.60 | 0.36 | 318 |
| 6 | f. Used good examples to clarify points | 1.00 | 4.00 | 1.30 | 0.62 | 0.38 | 318 |
| 7 | g. Led discussions that were helpful to my learning | 1.00 | 4.00 | 1.38 | 0.73 | 0.54 | 318 |

Q6 - During this current semester, to what extent did this instructor, [Field-Instructor], in this course, [Field-Course] [Field-Title], do the following?

| # | Field | Minimum | Maximum | Mean | Std Deviation | Variance | Count |
|----|---|---------|---------|------|---------------|----------|-------|
| 8 | h. Was available to me when I needed assistance | 1.00 | 4.00 | 1.25 | 0.53 | 0.29 | 318 |
| 9 | i. Evaluated my work in ways that helped me learn | 1.00 | 4.00 | 1.30 | 0.63 | 0.39 | 318 |
| 10 | j. Provided feedback that gave me direction for improvement | 1.00 | 4.00 | 1.34 | 0.68 | 0.47 | 318 |
| 11 | k. Created a comfortable learning environment | 1.00 | 4.00 | 1.26 | 0.57 | 0.32 | 318 |

Q6 - During this current semester, to what extent did this instructor, [Field-Instructor], in this course, [Field-Course] [Field-Title], do the following?

| # | Field | Minimum | Maximum | Mean | Std Deviation | Variance | Count |
|----|--|---------|---------|------|------------------|----------|-------|
| 12 | I. Created an overall engaging learning experience | 1.00 | 4.00 | 1.26 | 0.55 | 0.31 | 318 |

Q6 - During this current semester, to what extent did this instructor, [Field-Instructor], in this course, [Field-Course] [Field-Title], do the following?

| # | Question | Completely | | Adequately | | Minimally | | Not at all | | Total |
|---|--|------------|-----|------------|----|-----------|---|------------|---|-------|
| 1 | a. Explained the course requirements and learning objectives clearly | 81.76% | 260 | 15.72% | 50 | 2.20% | 7 | 0.31% | 1 | 318 |
| 2 | b. Clearly defined the grading criteria of the course | 84.28% | 268 | 12.89% | 41 | 2.20% | 7 | 0.63% | 2 | 318 |
| 3 | c. Gave assignments that were consistent with the course objectives | 87.11% | 277 | 11.95% | 38 | 0.94% | 3 | 0.00% | 0 | 318 |

Q6 - During this current semester, to what extent did this instructor, [Field-Instructor], in this course, [Field-Course] [Field-Title], do the following?

| # | Question | Completely | | Adequately | | Minimally | | Not at all | | Total |
|---|---|------------|-----|------------|----|-----------|----|------------|----|-------|
| 4 | d. Gave assignments that contributed to my understanding of the subject | 83.33% | 265 | 15.41% | 49 | 1.26% | 4 | 0.00% | 0 | 318 |
| 5 | e. Connected subject matter to the real world | 78.93% | 251 | 16.04% | 51 | 3.46% | 11 | 1.57% | 5 | 318 |
| 6 | f. Used good examples to clarify points | 76.73% | 244 | 18.55% | 59 | 2.83% | 9 | 1.89% | 6 | 318 |
| 7 | g. Led discussions that were helpful to my learning | 73.58% | 234 | 17.61% | 56 | 5.66% | 18 | 3.14% | 10 | 318 |

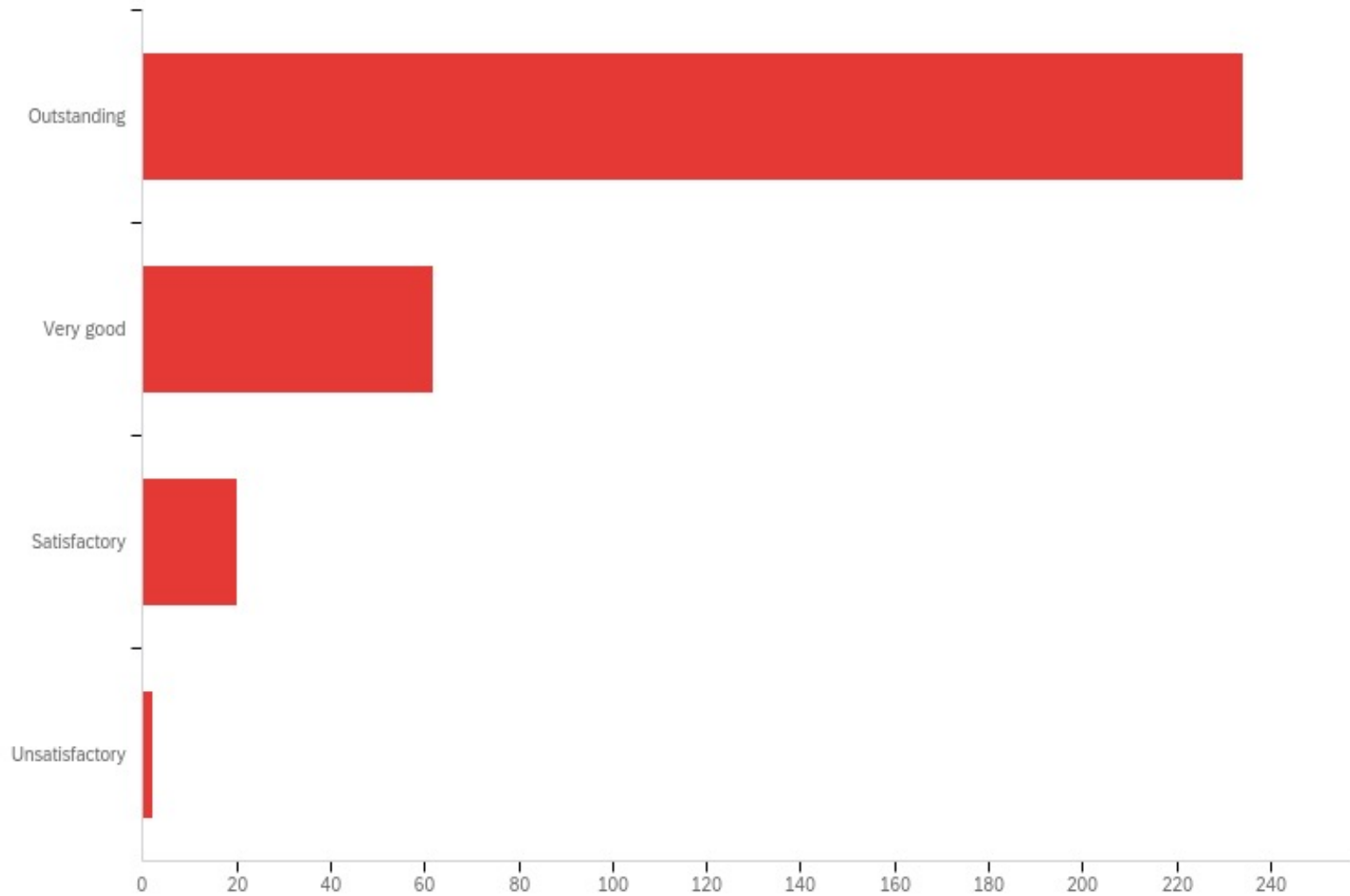
Q6 - During this current semester, to what extent did this instructor, [Field-Instructor], in this course, [Field-Course] [Field-Title], do the following?

| # | Question | Completely | | Adequately | | Minimally | | Not at all | | Total |
|----|---|------------|-----|------------|----|-----------|----|------------|---|-------|
| 8 | h. Was available to me when I needed assistance | 79.87% | 254 | 16.35% | 52 | 3.14% | 10 | 0.63% | 2 | 318 |
| 9 | i. Evaluated my work in ways that helped me learn | 77.67% | 247 | 16.35% | 52 | 4.40% | 14 | 1.57% | 5 | 318 |
| 10 | j. Provided feedback that gave me direction for improvement | 76.10% | 242 | 16.67% | 53 | 4.72% | 15 | 2.52% | 8 | 318 |
| 11 | k. Created a comfortable learning environment | 78.62% | 250 | 17.61% | 56 | 2.52% | 8 | 1.26% | 4 | 318 |

Q6 - During this current semester, to what extent did this instructor, [Field-Instructor], in this course, [Field-Course] [Field-Title], do the following?

| # | Question | Completely | | Adequately | | Minimally | | Not at all | | Total |
|----|--|------------|-----|------------|----|-----------|---|------------|---|-------|
| 12 | I. Created an overall engaging learning experience | 78.30% | 249 | 17.92% | 57 | 2.83% | 9 | 0.94% | 3 | 318 |

Q7 - My overall rating of this instructor, [Field-Instructor], is:



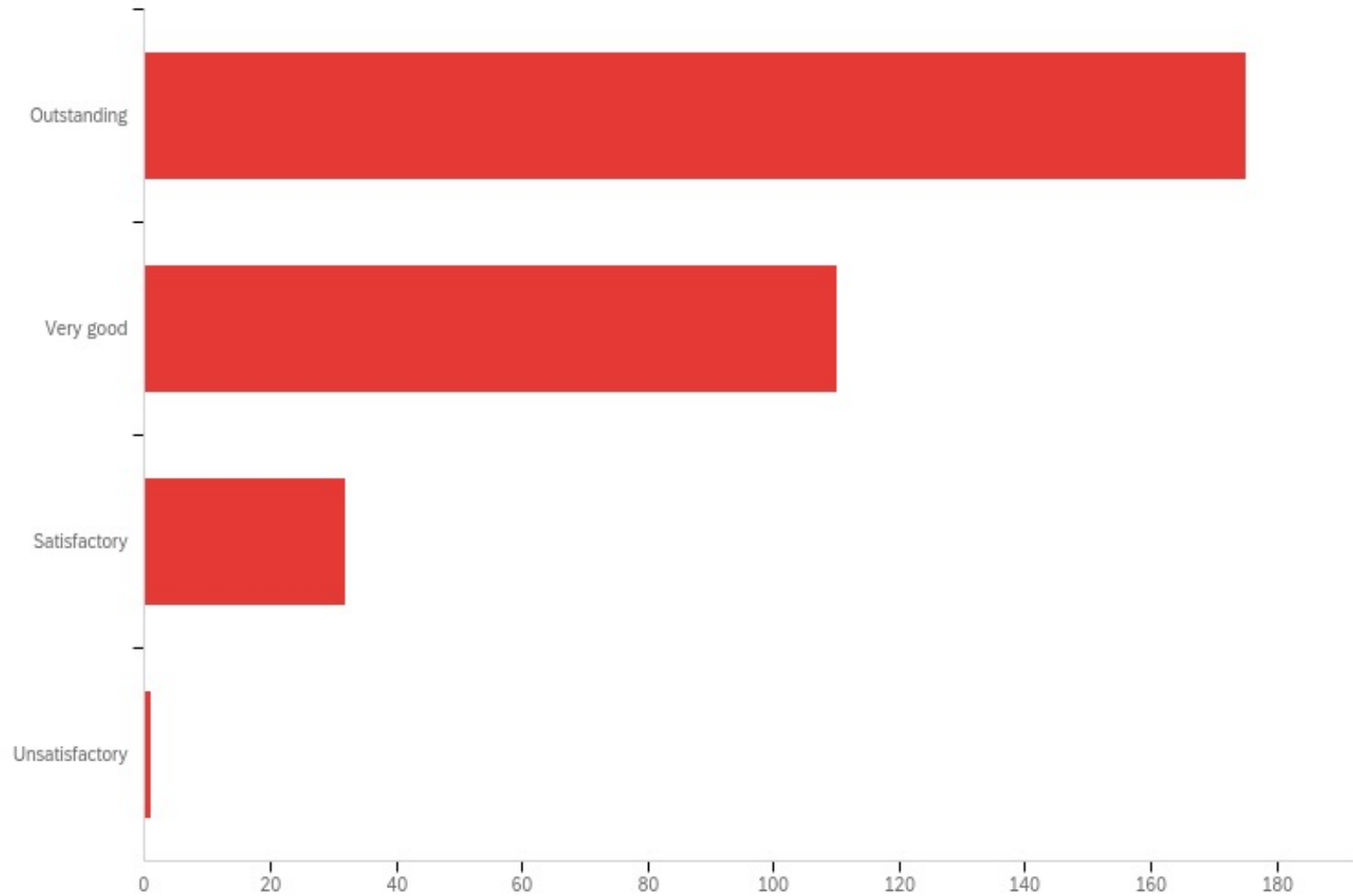
Q7 - My overall rating of this instructor, [Field-Instructor], is:

| # | Field | Minimum | Maximum | Mean | Std Deviation | Variance | Count |
|---|--|---------|---------|------|------------------|----------|-------|
| 1 | My overall rating of this instructor, [Field-Instructor], is: | 1.00 | 4.00 | 1.34 | 0.62 | 0.39 | 318 |

Q7 - My overall rating of this instructor, [Field-Instructor], is:

| # | Answer | % | Count |
|---|----------------|--------|-------|
| 1 | Outstanding | 73.58% | 234 |
| 2 | Very good | 19.50% | 62 |
| 3 | Satisfactory | 6.29% | 20 |
| 4 | Unsatisfactory | 0.63% | 2 |
| | Total | 100% | 318 |

Q8 - My overall rating of this course, [Field-Course] [Field-Title], is:



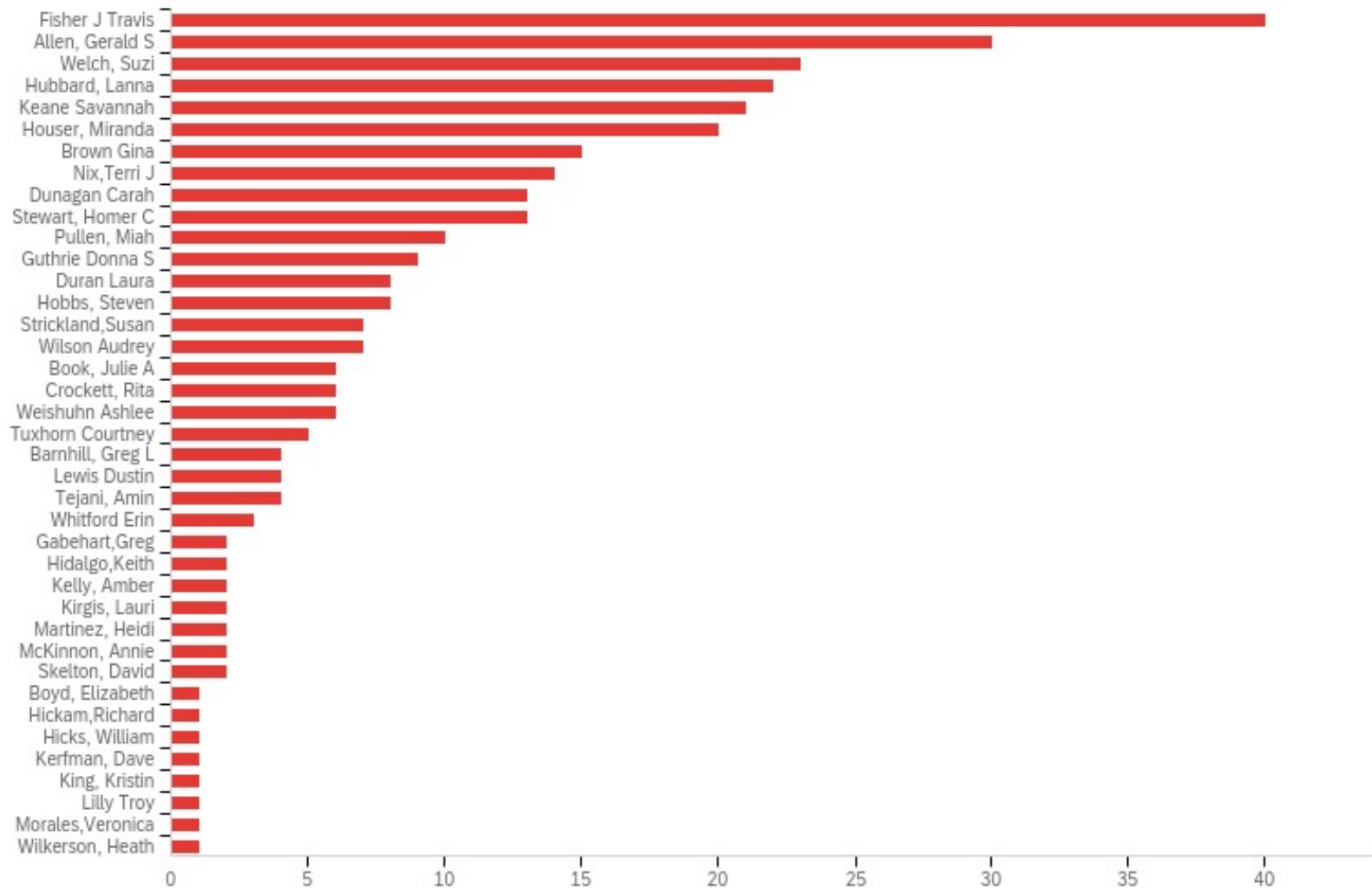
Q8 - My overall rating of this course, [Field-Course] [Field-Title], is:

| # | Field | Minimum | Maximum | Mean | Std Deviation | Variance | Count |
|---|--|---------|---------|------|------------------|----------|-------|
| 1 | My overall rating of this course, [Field-Course] [Field-Title], is: | 1.00 | 4.00 | 1.56 | 0.68 | 0.47 | 318 |

Q8 - My overall rating of this course, [Field-Course] [Field-Title], is:

| # | Answer | % | Count |
|---|----------------|--------|-------|
| 1 | Outstanding | 55.03% | 175 |
| 2 | Very good | 34.59% | 110 |
| 3 | Satisfactory | 10.06% | 32 |
| 4 | Unsatisfactory | 0.31% | 1 |
| | Total | 100% | 318 |

Instructor



Instructor

| # | Answer | % | Count |
|----|------------------|--------|-------|
| 1 | Fisher J Travis | 12.50% | 40 |
| 2 | Allen, Gerald S | 9.38% | 30 |
| 3 | Welch, Suzi | 7.19% | 23 |
| 4 | Hubbard, Lanna | 6.88% | 22 |
| 5 | Keane Savannah | 6.56% | 21 |
| 6 | Houser, Miranda | 6.25% | 20 |
| 7 | Brown Gina | 4.69% | 15 |
| 8 | Nix,Terri J | 4.38% | 14 |
| 9 | Dunagan Carah | 4.06% | 13 |
| 10 | Stewart, Homer C | 4.06% | 13 |
| 11 | Pullen, Miah | 3.13% | 10 |

Instructor

| # | Answer | % | Count |
|----|------------------|-------|-------|
| 12 | Guthrie Donna S | 2.81% | 9 |
| 13 | Duran Laura | 2.50% | 8 |
| 14 | Hobbs, Steven | 2.50% | 8 |
| 15 | Strickland,Susan | 2.19% | 7 |
| 16 | Wilson Audrey | 2.19% | 7 |
| 17 | Book, Julie A | 1.88% | 6 |
| 18 | Crockett, Rita | 1.88% | 6 |
| 19 | Weishuhn Ashlee | 1.88% | 6 |
| 20 | Tuxhorn Courtney | 1.56% | 5 |
| 21 | Barnhill, Greg L | 1.25% | 4 |
| 22 | Lewis Dustin | 1.25% | 4 |

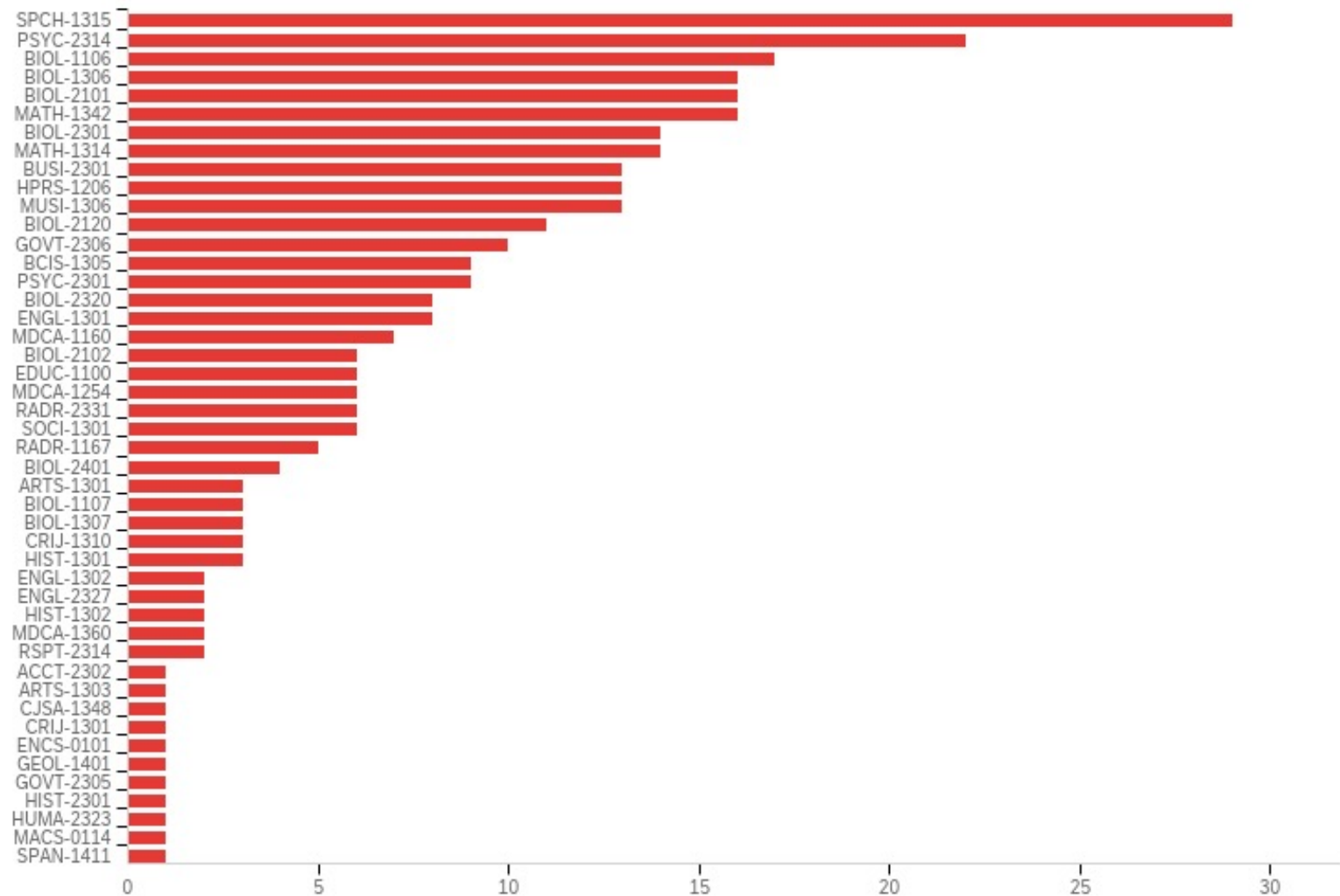
Instructor

| # | Answer | % | Count |
|----|-----------------|-------|-------|
| 23 | Tejani, Amin | 1.25% | 4 |
| 24 | Whitford Erin | 0.94% | 3 |
| 25 | Gabehart,Greg | 0.63% | 2 |
| 26 | Hidalgo,Keith | 0.63% | 2 |
| 27 | Kelly, Amber | 0.63% | 2 |
| 28 | Kirgis, Lauri | 0.63% | 2 |
| 29 | Martinez, Heidi | 0.63% | 2 |
| 30 | McKinnon, Annie | 0.63% | 2 |
| 31 | Skelton, David | 0.63% | 2 |
| 32 | Boyd, Elizabeth | 0.31% | 1 |
| 33 | Hickam,Richard | 0.31% | 1 |

Instructor

| # | Answer | % | Count |
|----|------------------|-------|-------|
| 34 | Hicks, William | 0.31% | 1 |
| 35 | Kerfman, Dave | 0.31% | 1 |
| 36 | King, Kristin | 0.31% | 1 |
| 37 | Lilly Troy | 0.31% | 1 |
| 38 | Morales,Veronica | 0.31% | 1 |
| 39 | Wilkerson, Heath | 0.31% | 1 |
| | Total | 100% | 320 |

Course



Course

| # | Answer | % | Count |
|----|-----------|-------|-------|
| 1 | SPCH-1315 | 9.06% | 29 |
| 2 | PSYC-2314 | 6.88% | 22 |
| 3 | BIOL-1106 | 5.31% | 17 |
| 4 | BIOL-1306 | 5.00% | 16 |
| 5 | BIOL-2101 | 5.00% | 16 |
| 6 | MATH-1342 | 5.00% | 16 |
| 7 | BIOL-2301 | 4.38% | 14 |
| 8 | MATH-1314 | 4.38% | 14 |
| 9 | BUSI-2301 | 4.06% | 13 |
| 10 | HPRS-1206 | 4.06% | 13 |
| 11 | MUSI-1306 | 4.06% | 13 |

Course

| # | Answer | % | Count |
|----|-----------|-------|-------|
| 12 | BIOL-2120 | 3.44% | 11 |
| 13 | GOVT-2306 | 3.13% | 10 |
| 14 | BCIS-1305 | 2.81% | 9 |
| 15 | PSYC-2301 | 2.81% | 9 |
| 16 | BIOL-2320 | 2.50% | 8 |
| 17 | ENGL-1301 | 2.50% | 8 |
| 18 | MDCA-1160 | 2.19% | 7 |
| 19 | BIOL-2102 | 1.88% | 6 |
| 20 | EDUC-1100 | 1.88% | 6 |
| 21 | MDCA-1254 | 1.88% | 6 |
| 22 | RADR-2331 | 1.88% | 6 |

Course

| # | Answer | % | Count |
|----|-----------|-------|-------|
| 23 | SOCI-1301 | 1.88% | 6 |
| 24 | RADR-1167 | 1.56% | 5 |
| 25 | BIOL-2401 | 1.25% | 4 |
| 26 | ARTS-1301 | 0.94% | 3 |
| 27 | BIOL-1107 | 0.94% | 3 |
| 28 | BIOL-1307 | 0.94% | 3 |
| 29 | CRIJ-1310 | 0.94% | 3 |
| 30 | HIST-1301 | 0.94% | 3 |
| 31 | ENGL-1302 | 0.63% | 2 |
| 32 | ENGL-2327 | 0.63% | 2 |
| 33 | HIST-1302 | 0.63% | 2 |

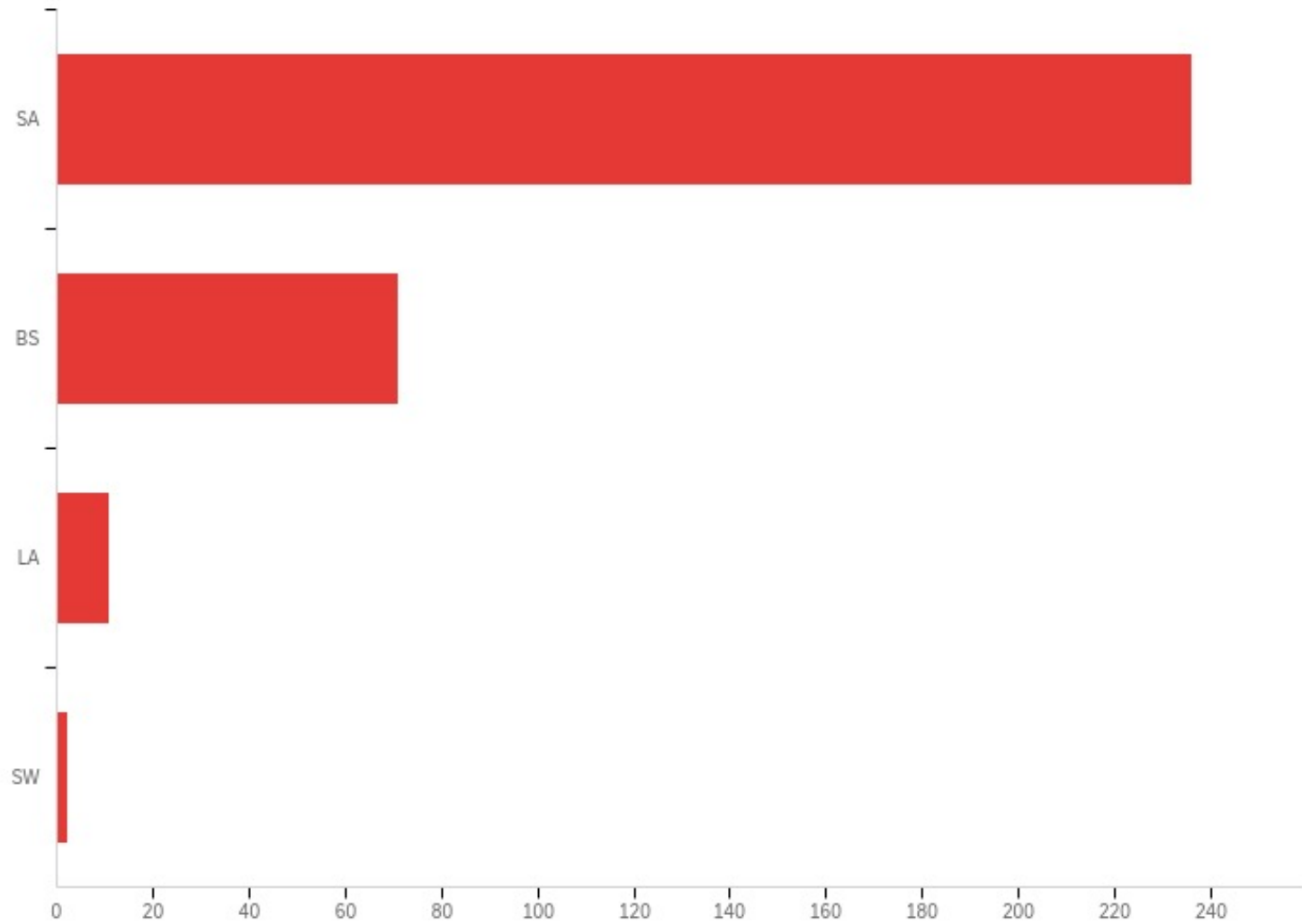
Course

| # | Answer | % | Count |
|----|-----------|-------|-------|
| 34 | MDCA-1360 | 0.63% | 2 |
| 35 | RSPT-2314 | 0.63% | 2 |
| 36 | ACCT-2302 | 0.31% | 1 |
| 37 | ARTS-1303 | 0.31% | 1 |
| 38 | CJSA-1348 | 0.31% | 1 |
| 39 | CRIJ-1301 | 0.31% | 1 |
| 40 | ENCS-0101 | 0.31% | 1 |
| 41 | GEOL-1401 | 0.31% | 1 |
| 42 | GOVT-2305 | 0.31% | 1 |
| 43 | HIST-2301 | 0.31% | 1 |
| 44 | HUMA-2323 | 0.31% | 1 |

Course

| # | Answer | % | Count |
|----|-----------|-------|-------|
| 45 | MACS-0114 | 0.31% | 1 |
| 46 | SPAN-1411 | 0.31% | 1 |
| | Total | 100% | 320 |

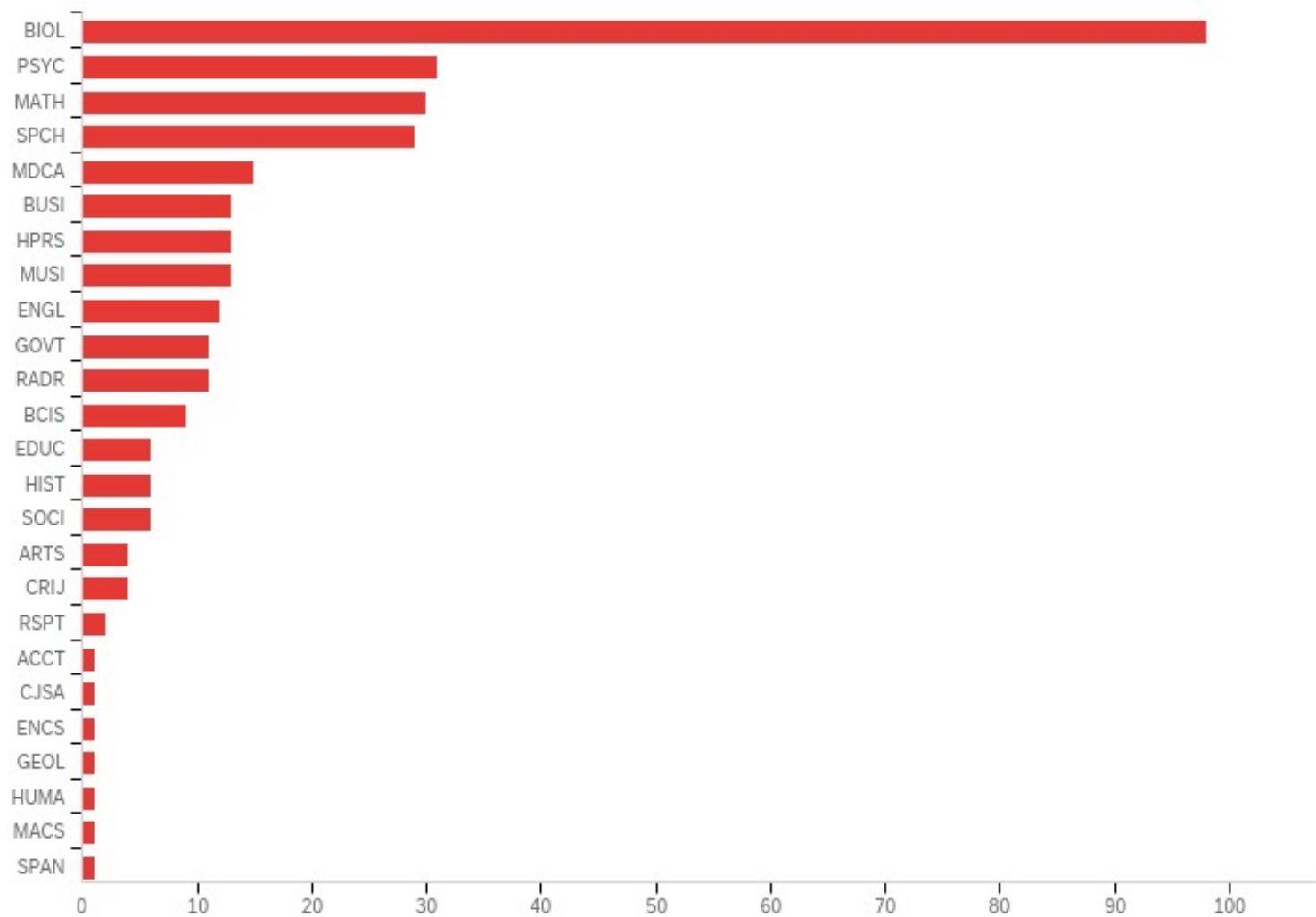
CampusGroup



CampusGroup

| # | Answer | % | Count |
|---|--------|--------|-------|
| 1 | SA | 73.75% | 236 |
| 2 | BS | 22.19% | 71 |
| 3 | LA | 3.44% | 11 |
| 4 | SW | 0.63% | 2 |
| | Total | 100% | 320 |

Dept



Dept

| # | Answer | % | Count |
|----|--------|--------|-------|
| 1 | BIOL | 30.63% | 98 |
| 2 | PSYC | 9.69% | 31 |
| 3 | MATH | 9.38% | 30 |
| 4 | SPCH | 9.06% | 29 |
| 5 | MDCA | 4.69% | 15 |
| 6 | BUSI | 4.06% | 13 |
| 7 | HPRS | 4.06% | 13 |
| 8 | MUSI | 4.06% | 13 |
| 9 | ENGL | 3.75% | 12 |
| 10 | GOVT | 3.44% | 11 |
| 11 | RADR | 3.44% | 11 |

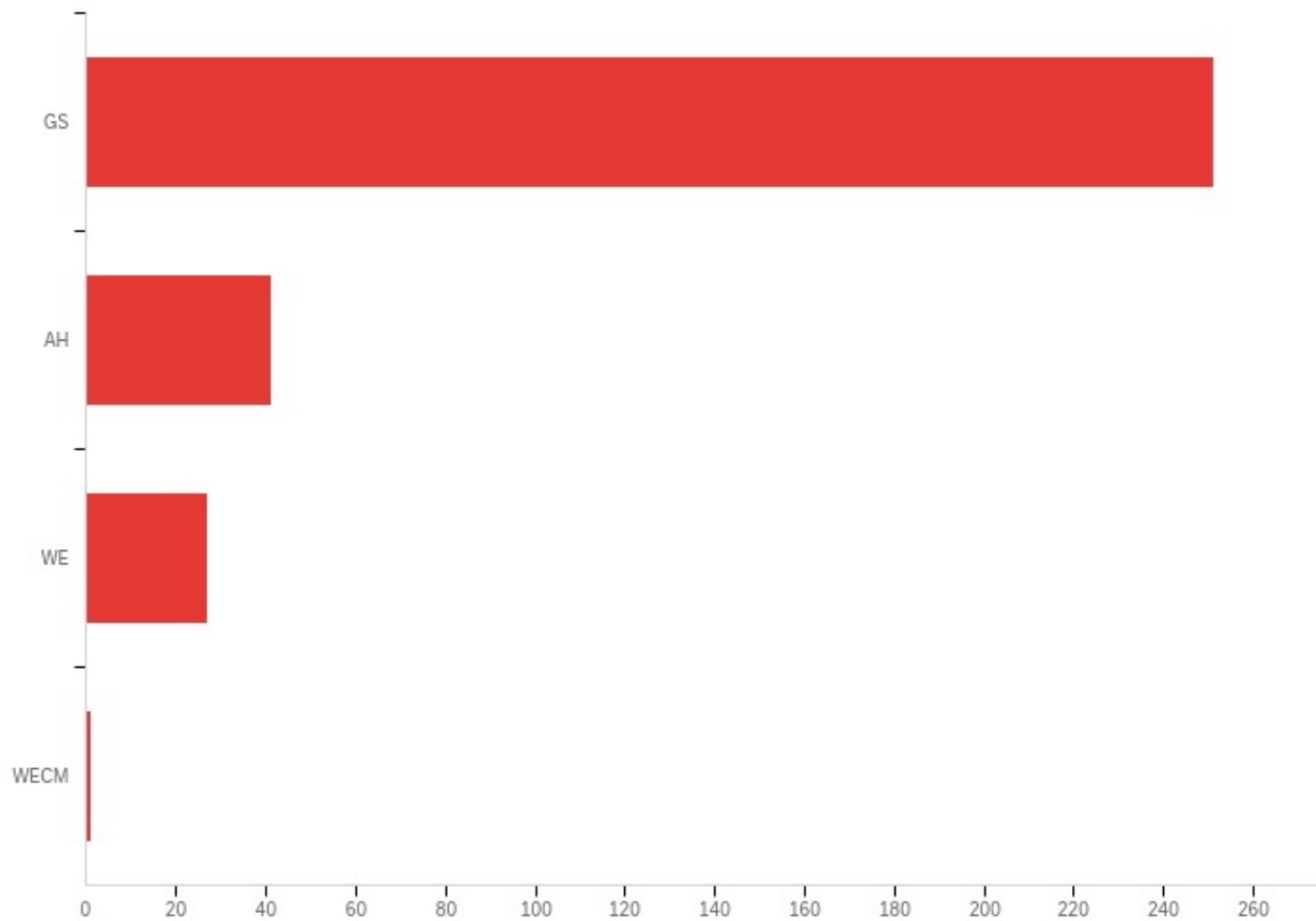
Dept

| # | Answer | % | Count |
|----|--------|-------|-------|
| 12 | BCIS | 2.81% | 9 |
| 13 | EDUC | 1.88% | 6 |
| 14 | HIST | 1.88% | 6 |
| 15 | SOCI | 1.88% | 6 |
| 16 | ARTS | 1.25% | 4 |
| 17 | CRIJ | 1.25% | 4 |
| 18 | RSPT | 0.63% | 2 |
| 19 | ACCT | 0.31% | 1 |
| 20 | CJSA | 0.31% | 1 |
| 21 | ENCS | 0.31% | 1 |
| 22 | GEOL | 0.31% | 1 |

Dept

| # | Answer | % | Count |
|----|--------|-------|-------|
| 23 | HUMA | 0.31% | 1 |
| 24 | MACS | 0.31% | 1 |
| 25 | SPAN | 0.31% | 1 |
| | Total | 100% | 320 |

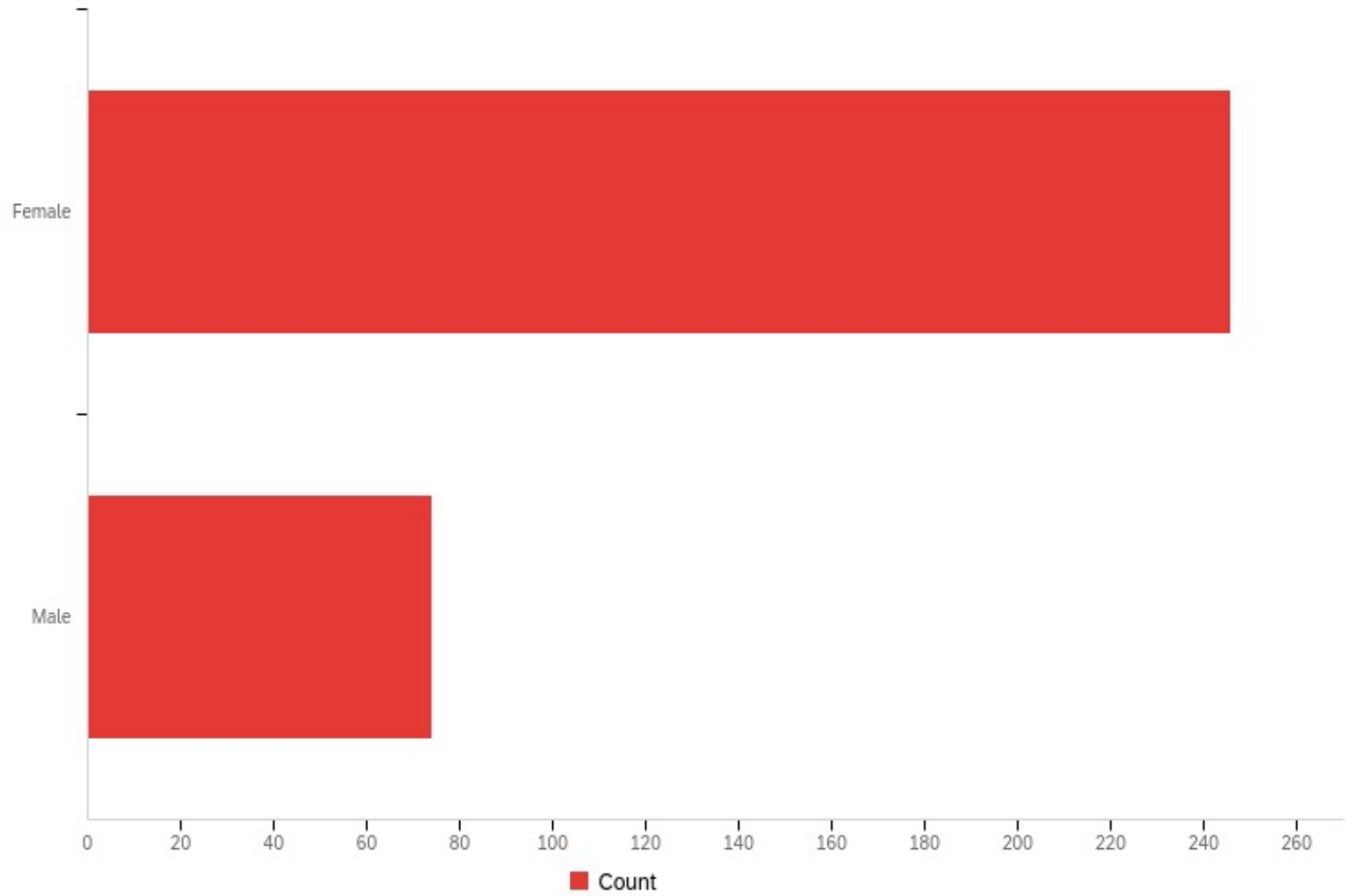
Div



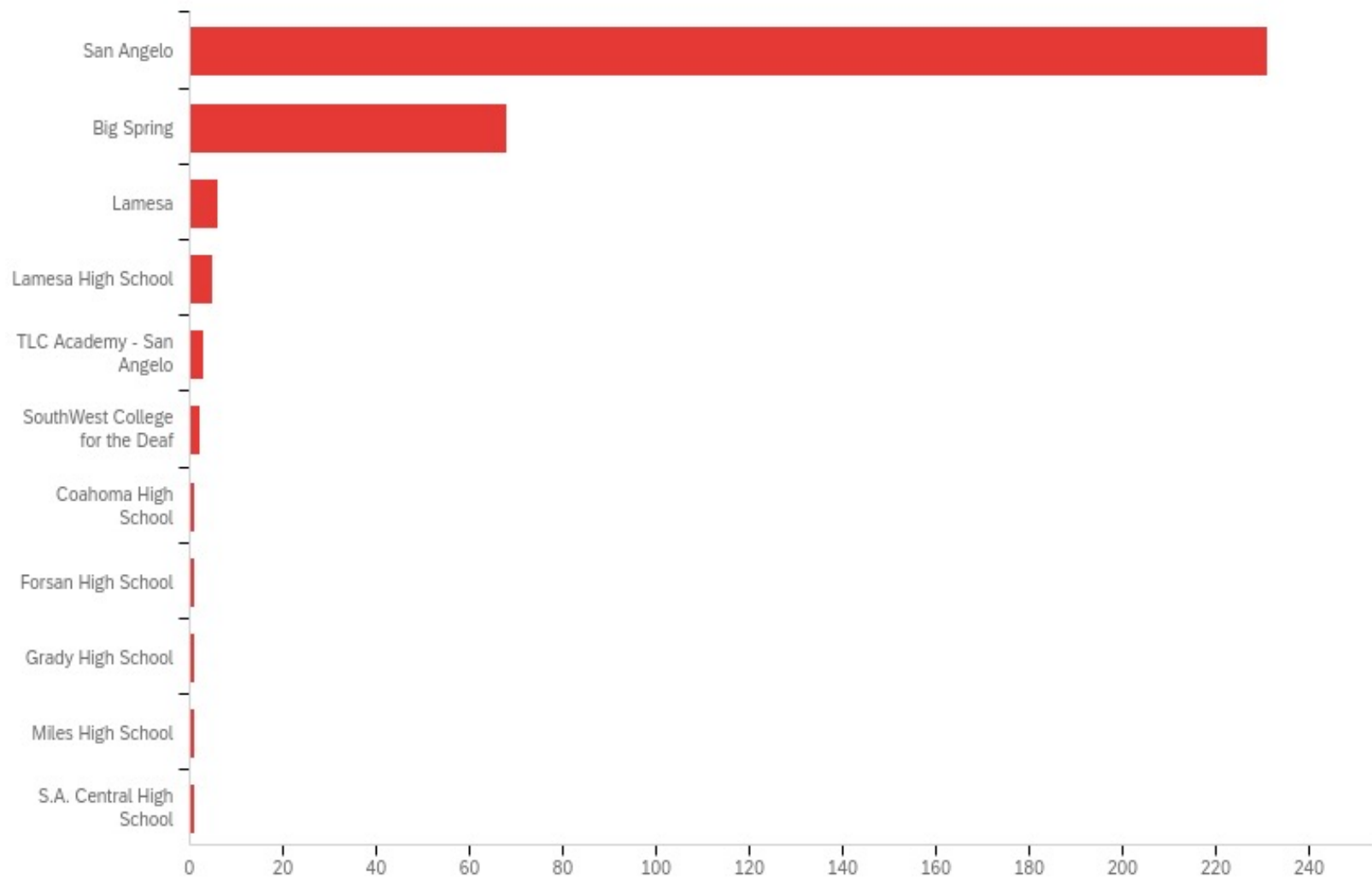
Div

| # | Answer | % | Count |
|---|--------|--------|-------|
| 1 | GS | 78.44% | 251 |
| 2 | AH | 12.81% | 41 |
| 3 | WE | 8.44% | 27 |
| 4 | WECM | 0.31% | 1 |
| | Total | 100% | 320 |

Sex



HC



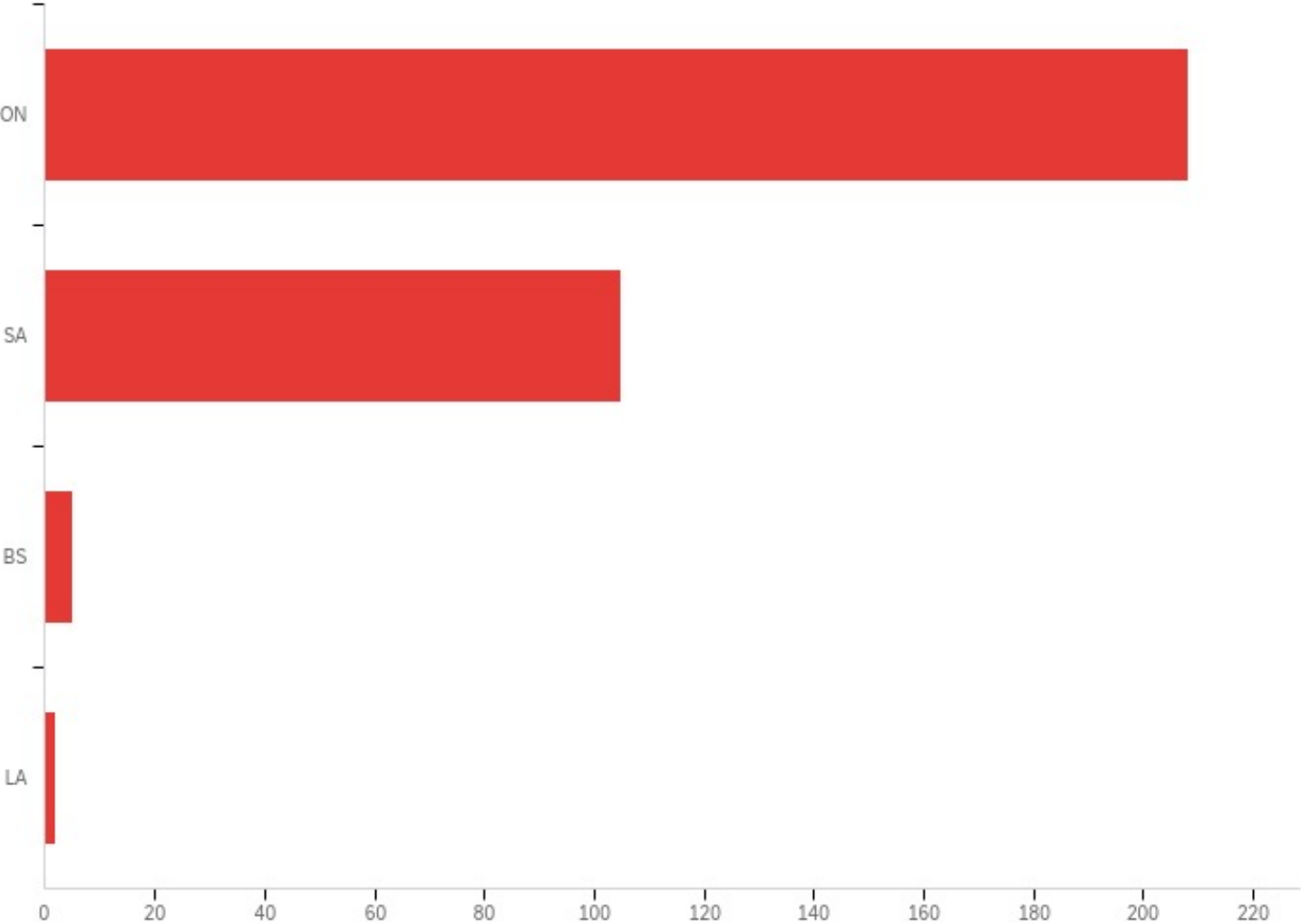
HC

| # | Answer | % | Count |
|----|--------------------------------|--------|-------|
| 1 | San Angelo | 72.19% | 231 |
| 2 | Big Spring | 21.25% | 68 |
| 3 | Lamesa | 1.88% | 6 |
| 4 | Lamesa High School | 1.56% | 5 |
| 5 | TLC Academy - San Angelo | 0.94% | 3 |
| 6 | SouthWest College for the Deaf | 0.63% | 2 |
| 7 | Coahoma High School | 0.31% | 1 |
| 8 | Forsan High School | 0.31% | 1 |
| 9 | Grady High School | 0.31% | 1 |
| 10 | Miles High School | 0.31% | 1 |

HC

| # | Answer | % | Count |
|----|--------------------------|-------|-------|
| 11 | S.A. Central High School | 0.31% | 1 |
| | Total | 100% | 320 |

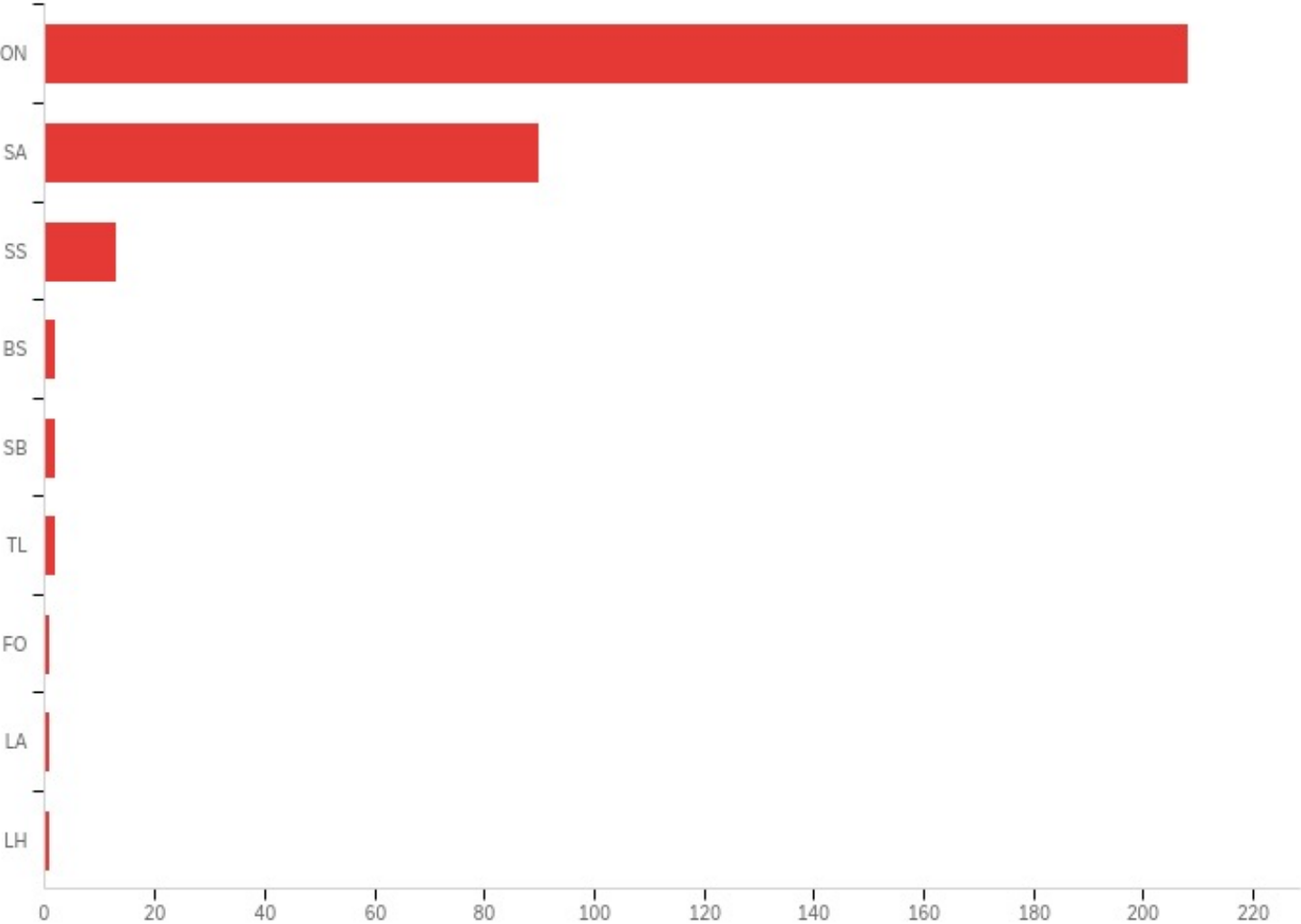
CRSCampusGroup



CRSCampusGroup

| # | Answer | % | Count |
|---|--------|--------|-------|
| 1 | ON | 65.00% | 208 |
| 2 | SA | 32.81% | 105 |
| 3 | BS | 1.56% | 5 |
| 4 | LA | 0.63% | 2 |
| | Total | 100% | 320 |

CRSCampus



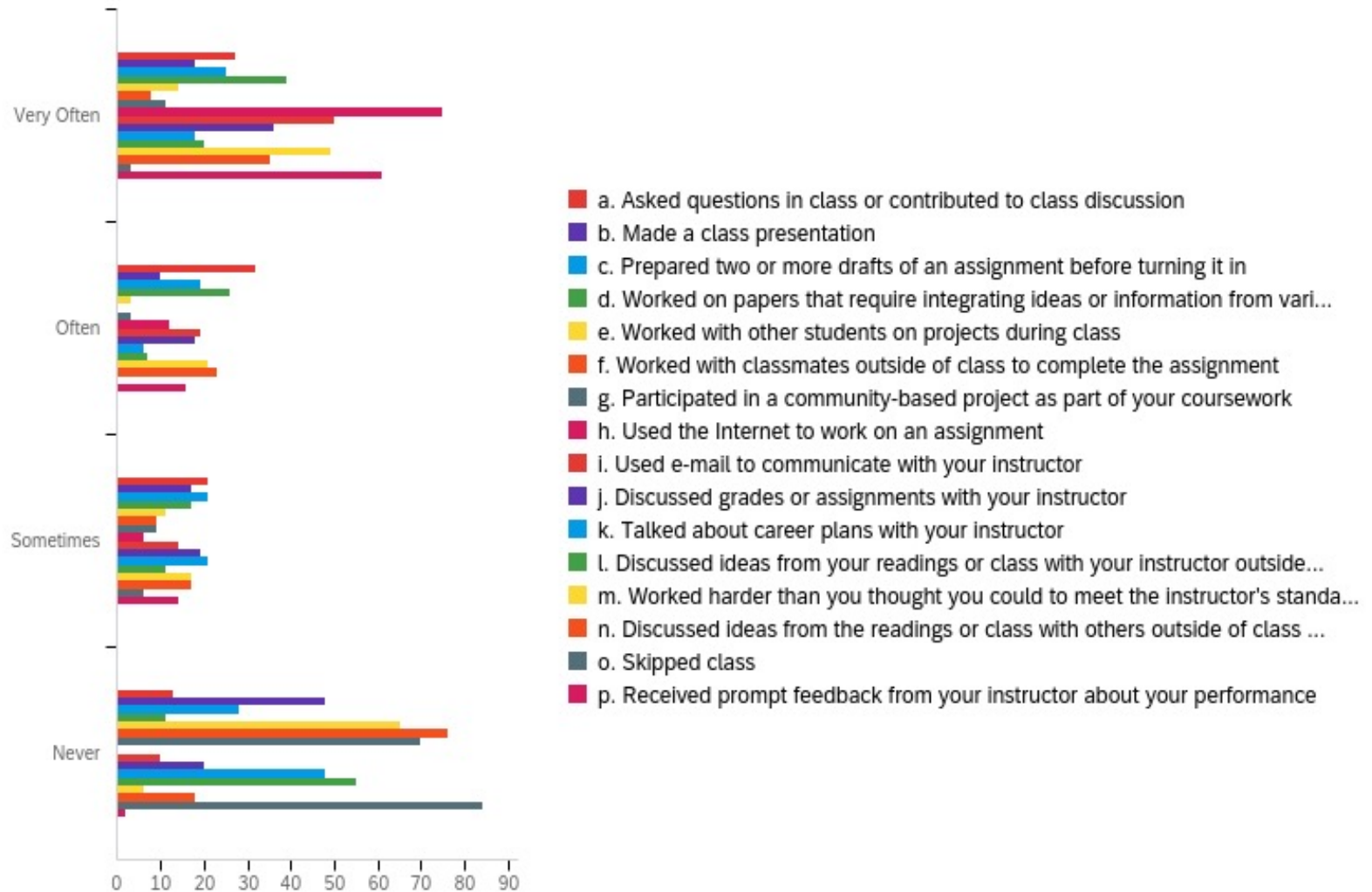
CRSCampus

| # | Answer | % | Count |
|---|--------|--------|-------|
| 1 | ON | 65.00% | 208 |
| 2 | SA | 28.13% | 90 |
| 3 | SS | 4.06% | 13 |
| 4 | BS | 0.63% | 2 |
| 5 | SB | 0.63% | 2 |
| 6 | TL | 0.63% | 2 |
| 7 | FO | 0.31% | 1 |
| 8 | LA | 0.31% | 1 |
| 9 | LH | 0.31% | 1 |
| | Total | 100% | 320 |

Summer 2 2021

Course Evaluation - Summer II 2021

Q1 - In your experience with this class, [Field-Course] [Field-Title], during the current semester, how often did you do the following?



Q1 - In your experience with this class, [Field-Course] [Field-Title], during the current semester, how often did you do the following?

| # | Field | Minimum | Maximum | Mean | Std Deviation | Variance | Count |
|---|--|---------|---------|------|---------------|----------|-------|
| 1 | a. Asked questions in class or contributed to class discussion | 1.00 | 4.00 | 2.22 | 1.01 | 1.03 | 93 |
| 2 | b. Made a class presentation | 1.00 | 4.00 | 3.02 | 1.18 | 1.40 | 93 |
| 3 | c. Prepared two or more drafts of an assignment before turning it in | 1.00 | 4.00 | 2.56 | 1.18 | 1.39 | 93 |
| 4 | d. Worked on papers that require integrating ideas or information from various sources | 1.00 | 4.00 | 2.00 | 1.04 | 1.08 | 93 |

Q1 - In your experience with this class, [Field-Course] [Field-Title], during the current semester, how often did you do the following?

| # | Field | Minimum | Maximum | Mean | Std Deviation | Variance | Count |
|---|---|---------|---------|------|---------------|----------|-------|
| 5 | e. Worked with other students on projects during class | 1.00 | 4.00 | 3.37 | 1.10 | 1.20 | 93 |
| 6 | f. Worked with classmates outside of class to complete the assignment | 1.00 | 4.00 | 3.65 | 0.86 | 0.75 | 93 |
| 7 | g. Participated in a community-based project as part of your coursework | 1.00 | 4.00 | 3.48 | 1.01 | 1.02 | 93 |

Q1 - In your experience with this class, [Field-Course] [Field-Title], during the current semester, how often did you do the following?

| # | Field | Minimum | Maximum | Mean | Std Deviation | Variance | Count |
|----|---|---------|---------|------|---------------|----------|-------|
| 8 | h. Used the Internet to work on an assignment | 1.00 | 3.00 | 1.26 | 0.57 | 0.32 | 93 |
| 9 | i. Used e-mail to communicate with your instructor | 1.00 | 4.00 | 1.83 | 1.04 | 1.09 | 93 |
| 10 | j. Discussed grades or assignments with your instructor | 1.00 | 4.00 | 2.25 | 1.18 | 1.39 | 93 |
| 11 | k. Talked about career plans with your instructor | 1.00 | 4.00 | 3.06 | 1.16 | 1.35 | 93 |

Q1 - In your experience with this class, [Field-Course] [Field-Title], during the current semester, how often did you do the following?

| # | Field | Minimum | Maximum | Mean | Std Deviation | Variance | Count |
|----|---|---------|---------|------|---------------|----------|-------|
| 12 | l. Discussed ideas from your readings or class with your instructor outside of class | 1.00 | 4.00 | 3.09 | 1.23 | 1.52 | 93 |
| 13 | m. Worked harder than you thought you could to meet the instructor's standards or expectations | 1.00 | 4.00 | 1.78 | 0.96 | 0.92 | 93 |
| 14 | n. Discussed ideas from the readings or class with others outside of class (students, family members, co-workers, etc.) | 1.00 | 4.00 | 2.19 | 1.14 | 1.30 | 93 |

Q1 - In your experience with this class, [Field-Course] [Field-Title], during the current semester, how often did you do the following?

| # | Field | Minimum | Maximum | Mean | Std Deviation | Variance | Count |
|----|---|---------|---------|------|------------------|----------|-------|
| 15 | o. Skipped class | 1.00 | 4.00 | 3.84 | 0.57 | 0.33 | 93 |
| 16 | p. Received prompt feedback from your instructor about your performance | 1.00 | 4.00 | 1.54 | 0.82 | 0.68 | 93 |

Q1 - In your experience with this class, [Field-Course] [Field-Title], during the current semester, how often did you do the following?

| # | Question | Very Often | | Often | | Sometimes | | Never | | Total |
|---|--|------------|----|--------|----|-----------|----|--------|----|-------|
| 1 | a. Asked questions in class or contributed to class discussion | 29.03% | 27 | 34.41% | 32 | 22.58% | 21 | 13.98% | 13 | 93 |
| 2 | b. Made a class presentation | 19.35% | 18 | 10.75% | 10 | 18.28% | 17 | 51.61% | 48 | 93 |
| 3 | c. Prepared two or more drafts of an assignment before turning it in | 26.88% | 25 | 20.43% | 19 | 22.58% | 21 | 30.11% | 28 | 93 |
| 4 | d. Worked on papers that require integrating ideas or information from various sources | 41.94% | 39 | 27.96% | 26 | 18.28% | 17 | 11.83% | 11 | 93 |

Q1 - In your experience with this class, [Field-Course] [Field-Title], during the current semester, how often did you do the following?

| # | Question | Very Often | | Often | | Sometimes | | Never | | Total |
|---|---|------------|----|-------|---|-----------|----|--------|----|-------|
| 5 | e. Worked with other students on projects during class | 15.05% | 14 | 3.23% | 3 | 11.83% | 11 | 69.89% | 65 | 93 |
| 6 | f. Worked with classmates outside of class to complete the assignment | 8.60% | 8 | 0.00% | 0 | 9.68% | 9 | 81.72% | 76 | 93 |
| 7 | g. Participated in a community-based project as part of your coursework | 11.83% | 11 | 3.23% | 3 | 9.68% | 9 | 75.27% | 70 | 93 |

Q1 - In your experience with this class, [Field-Course] [Field-Title], during the current semester, how often did you do the following?

| # | Question | Very Often | | Often | | Sometimes | | Never | | Total |
|----|---|------------|----|--------|----|-----------|----|--------|----|-------|
| 8 | h. Used the Internet to work on an assignment | 80.65% | 75 | 12.90% | 12 | 6.45% | 6 | 0.00% | 0 | 93 |
| 9 | i. Used e-mail to communicate with your instructor | 53.76% | 50 | 20.43% | 19 | 15.05% | 14 | 10.75% | 10 | 93 |
| 10 | j. Discussed grades or assignments with your instructor | 38.71% | 36 | 19.35% | 18 | 20.43% | 19 | 21.51% | 20 | 93 |
| 11 | k. Talked about career plans with your instructor | 19.35% | 18 | 6.45% | 6 | 22.58% | 21 | 51.61% | 48 | 93 |

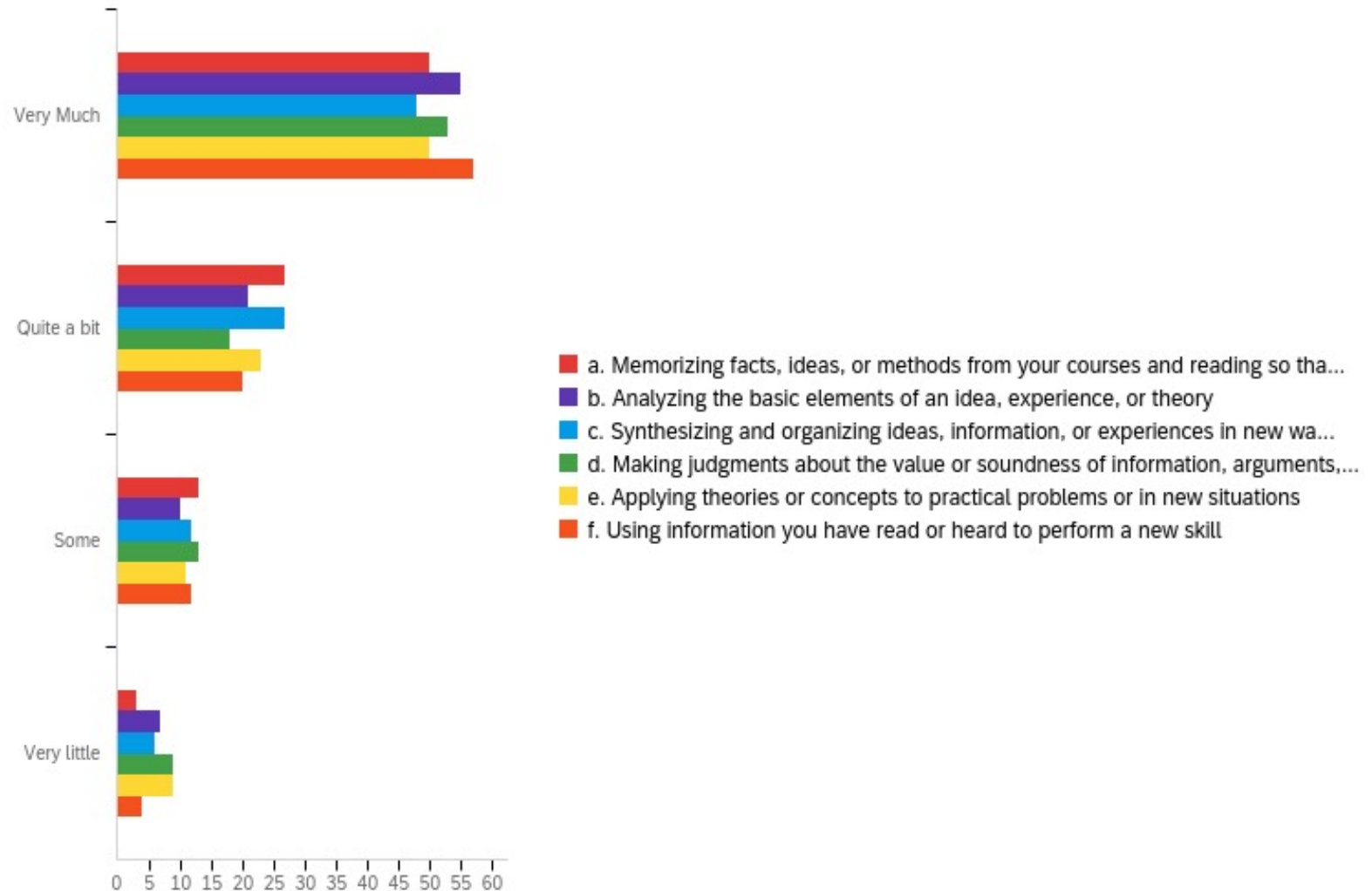
Q1 - In your experience with this class, [Field-Course] [Field-Title], during the current semester, how often did you do the following?

| # | Question | Very Often | | Often | | Sometimes | | Never | | Total |
|----|---|------------|----|--------|----|-----------|----|--------|----|-------|
| 12 | l. Discussed ideas from your readings or class with your instructor outside of class | 21.51% | 20 | 7.53% | 7 | 11.83% | 11 | 59.14% | 55 | 93 |
| 13 | m. Worked harder than you thought you could to meet the instructor's standards or expectations | 52.69% | 49 | 22.58% | 21 | 18.28% | 17 | 6.45% | 6 | 93 |
| 14 | n. Discussed ideas from the readings or class with others outside of class (students, family members, co-workers, etc.) | 37.63% | 35 | 24.73% | 23 | 18.28% | 17 | 19.35% | 18 | 93 |

Q1 - In your experience with this class, [Field-Course] [Field-Title], during the current semester, how often did you do the following?

| # | Question | Very Often | | Often | | Sometimes | | Never | | Total |
|----|---|------------|----|--------|----|-----------|----|--------|----|-------|
| 15 | o. Skipped class | 3.23% | 3 | 0.00% | 0 | 6.45% | 6 | 90.32% | 84 | 93 |
| 16 | p. Received prompt feedback from your instructor about your performance | 65.59% | 61 | 17.20% | 16 | 15.05% | 14 | 2.15% | 2 | 93 |

Q2 - During this current semester, how much has this course, [Field-Course] [Field-Title], emphasized the following?



Q2 - During this current semester, how much has this course, [Field-Course] [Field-Title], emphasized the following?

| # | Field | Minimum | Maximum | Mean | Std Deviation | Variance | Count |
|---|---|---------|---------|------|---------------|----------|-------|
| 1 | a. Memorizing facts, ideas, or methods from your courses and reading so that you can repeat them in pretty much the same form | 1.00 | 4.00 | 1.67 | 0.83 | 0.70 | 93 |
| 2 | b. Analyzing the basic elements of an idea, experience, or theory | 1.00 | 4.00 | 1.67 | 0.94 | 0.89 | 93 |
| 3 | c. Synthesizing and organizing ideas, information, or experiences in new ways | 1.00 | 4.00 | 1.74 | 0.91 | 0.84 | 93 |

Q2 - During this current semester, how much has this course, [Field-Course] [Field-Title], emphasized the following?

| # | Field | Minimum | Maximum | Mean | Std Deviation | Variance | Count |
|---|--|---------|---------|------|---------------|----------|-------|
| 4 | d. Making judgments about the value or soundness of information, arguments, or methods | 1.00 | 4.00 | 1.76 | 1.02 | 1.04 | 93 |
| 5 | e. Applying theories or concepts to practical problems or in new situations | 1.00 | 4.00 | 1.77 | 1.00 | 0.99 | 93 |
| 6 | f. Using information you have read or heard to perform a new skill | 1.00 | 4.00 | 1.60 | 0.87 | 0.76 | 93 |

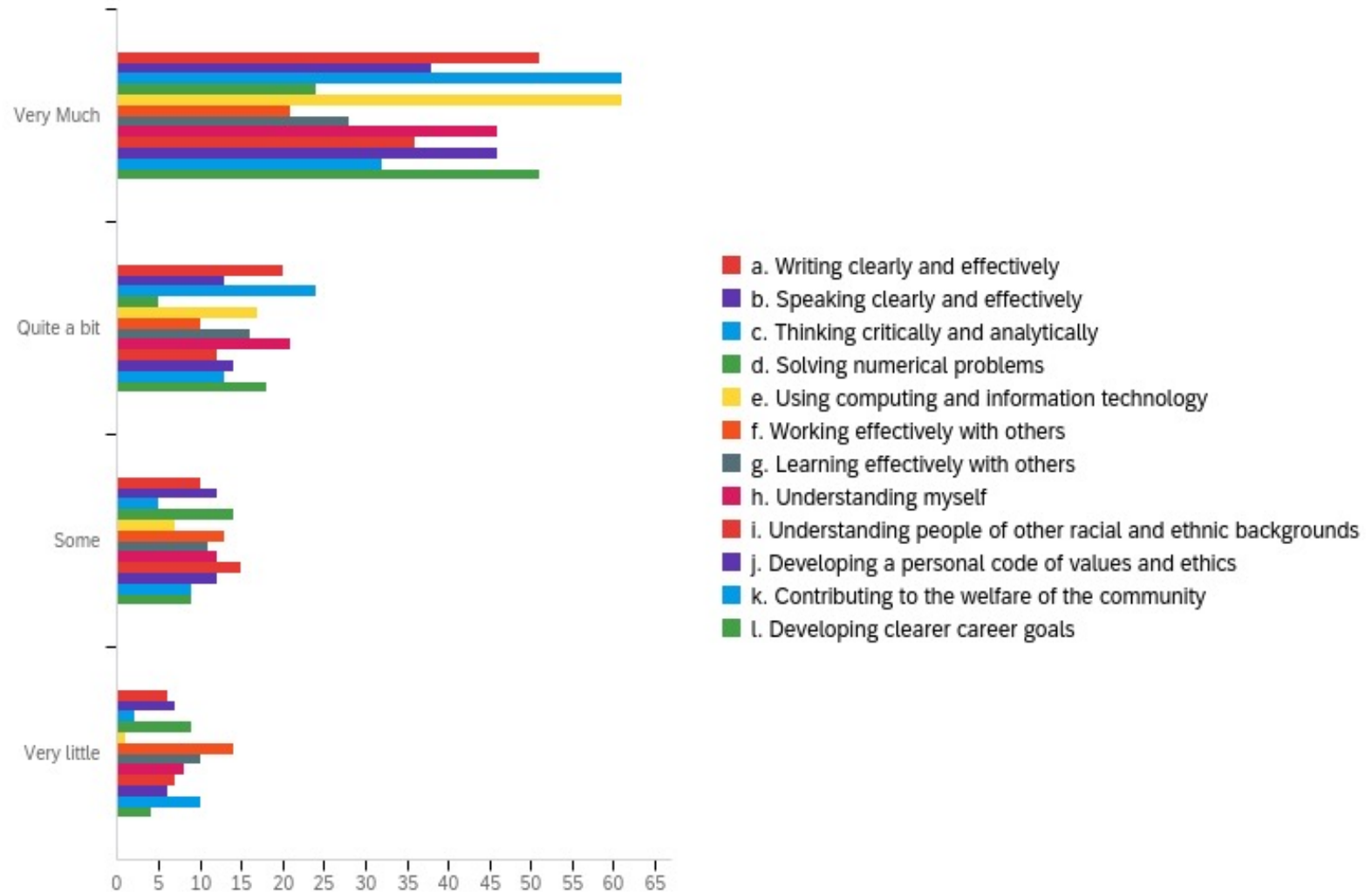
Q2 - During this current semester, how much has this course, [Field-Course] [Field-Title], emphasized the following?

| # | Question | Very Much | | Quite a bit | | Some | | Very little | | Total |
|---|---|-----------|----|-------------|----|--------|----|-------------|---|-------|
| 1 | a. Memorizing facts, ideas, or methods from your courses and reading so that you can repeat them in pretty much the same form | 53.76% | 50 | 29.03% | 27 | 13.98% | 13 | 3.23% | 3 | 93 |
| 2 | b. Analyzing the basic elements of an idea, experience, or theory | 59.14% | 55 | 22.58% | 21 | 10.75% | 10 | 7.53% | 7 | 93 |
| 3 | c. Synthesizing and organizing ideas, information, or experiences in new ways | 51.61% | 48 | 29.03% | 27 | 12.90% | 12 | 6.45% | 6 | 93 |

Q2 - During this current semester, how much has this course, [Field-Course] [Field-Title], emphasized the following?

| # | Question | Very Much | | Quite a bit | | Some | | Very little | | Total |
|---|--|-----------|----|-------------|----|--------|----|-------------|---|-------|
| 4 | d. Making judgments about the value or soundness of information, arguments, or methods | 56.99% | 53 | 19.35% | 18 | 13.98% | 13 | 9.68% | 9 | 93 |
| 5 | e. Applying theories or concepts to practical problems or in new situations | 53.76% | 50 | 24.73% | 23 | 11.83% | 11 | 9.68% | 9 | 93 |
| 6 | f. Using information you have read or heard to perform a new skill | 61.29% | 57 | 21.51% | 20 | 12.90% | 12 | 4.30% | 4 | 93 |

Q3 - During this current semester, to what extent did this course, [Field-Course] [Field-Title], help you develop in the following areas?



Q3 - During this current semester, to what extent did this course, [Field-Course] [Field-Title], help you develop in the following areas?

| # | Field | Minimum | Maximum | Mean | Std Deviation | Variance | Count |
|---|---|---------|---------|------|---------------|----------|-------|
| 1 | a. Writing clearly and effectively | 1.00 | 4.00 | 1.67 | 0.93 | 0.87 | 87 |
| 2 | b. Speaking clearly and effectively | 1.00 | 4.00 | 1.83 | 1.04 | 1.08 | 70 |
| 3 | c. Thinking critically and analytically | 1.00 | 4.00 | 1.43 | 0.70 | 0.48 | 92 |
| 4 | d. Solving numerical problems | 1.00 | 4.00 | 2.15 | 1.18 | 1.40 | 52 |
| 5 | e. Using computing and information technology | 1.00 | 4.00 | 1.40 | 0.69 | 0.47 | 86 |

Q3 - During this current semester, to what extent did this course, [Field-Course] [Field-Title], help you develop in the following areas?

| # | Field | Minimum | Maximum | Mean | Std Deviation | Variance | Count |
|----|--|---------|---------|------|---------------|----------|-------|
| 6 | f. Working effectively with others | 1.00 | 4.00 | 2.34 | 1.20 | 1.43 | 58 |
| 7 | g. Learning effectively with others | 1.00 | 4.00 | 2.05 | 1.10 | 1.21 | 65 |
| 8 | h. Understanding myself | 1.00 | 4.00 | 1.79 | 1.00 | 0.99 | 87 |
| 9 | i. Understanding people of other racial and ethnic backgrounds | 1.00 | 4.00 | 1.90 | 1.06 | 1.12 | 70 |
| 10 | j. Developing a personal code of values and ethics | 1.00 | 4.00 | 1.72 | 0.99 | 0.97 | 78 |

Q3 - During this current semester, to what extent did this course, [Field-Course] [Field-Title], help you develop in the following areas?

| # | Field | Minimum | Maximum | Mean | Std Deviation | Variance | Count |
|----|---|---------|---------|------|------------------|----------|-------|
| 11 | k. Contributing to the welfare of the community | 1.00 | 4.00 | 1.95 | 1.12 | 1.26 | 64 |
| 12 | l. Developing clearer career goals | 1.00 | 4.00 | 1.59 | 0.87 | 0.75 | 82 |

Q3 - During this current semester, to what extent did this course, [Field-Course] [Field-Title], help you develop in the following areas?

| # | Question | Very Much | | Quite a bit | | Some | | Very little | | Total |
|---|---|-----------|----|-------------|----|--------|----|-------------|---|-------|
| 1 | a. Writing clearly and effectively | 58.62% | 51 | 22.99% | 20 | 11.49% | 10 | 6.90% | 6 | 87 |
| 2 | b. Speaking clearly and effectively | 54.29% | 38 | 18.57% | 13 | 17.14% | 12 | 10.00% | 7 | 70 |
| 3 | c. Thinking critically and analytically | 66.30% | 61 | 26.09% | 24 | 5.43% | 5 | 2.17% | 2 | 92 |
| 4 | d. Solving numerical problems | 46.15% | 24 | 9.62% | 5 | 26.92% | 14 | 17.31% | 9 | 52 |
| 5 | e. Using computing and information technology | 70.93% | 61 | 19.77% | 17 | 8.14% | 7 | 1.16% | 1 | 86 |

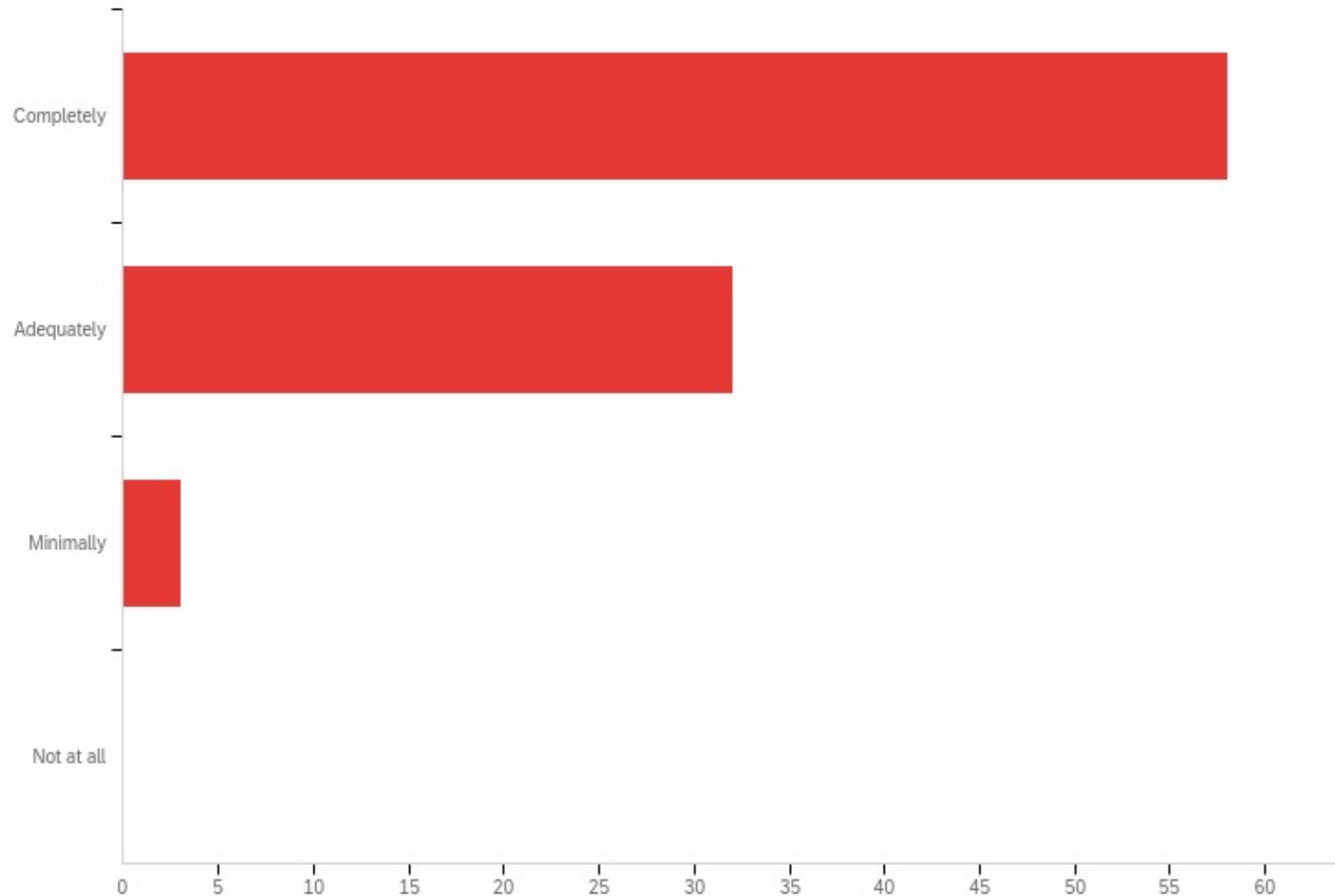
Q3 - During this current semester, to what extent did this course, [Field-Course] [Field-Title], help you develop in the following areas?

| # | Question | Very Much | | Quite a bit | | Some | | Very little | | Total |
|----|--|-----------|----|-------------|----|--------|----|-------------|----|-------|
| 6 | f. Working effectively with others | 36.21% | 21 | 17.24% | 10 | 22.41% | 13 | 24.14% | 14 | 58 |
| 7 | g. Learning effectively with others | 43.08% | 28 | 24.62% | 16 | 16.92% | 11 | 15.38% | 10 | 65 |
| 8 | h. Understanding myself | 52.87% | 46 | 24.14% | 21 | 13.79% | 12 | 9.20% | 8 | 87 |
| 9 | i. Understanding people of other racial and ethnic backgrounds | 51.43% | 36 | 17.14% | 12 | 21.43% | 15 | 10.00% | 7 | 70 |
| 10 | j. Developing a personal code of values and ethics | 58.97% | 46 | 17.95% | 14 | 15.38% | 12 | 7.69% | 6 | 78 |

Q3 - During this current semester, to what extent did this course, [Field-Course] [Field-Title], help you develop in the following areas?

| # | Question | Very Much | | Quite a bit | | Some | | Very little | | Total |
|----|---|-----------|----|-------------|----|--------|---|-------------|----|-------|
| 11 | k. Contributing to the welfare of the community | 50.00% | 32 | 20.31% | 13 | 14.06% | 9 | 15.63% | 10 | 64 |
| 12 | l. Developing clearer career goals | 62.20% | 51 | 21.95% | 18 | 10.98% | 9 | 4.88% | 4 | 82 |

Q4 - Mark the box that best represents the extent to which you met the learning objectives of [Field-Course] [Field-Title]:



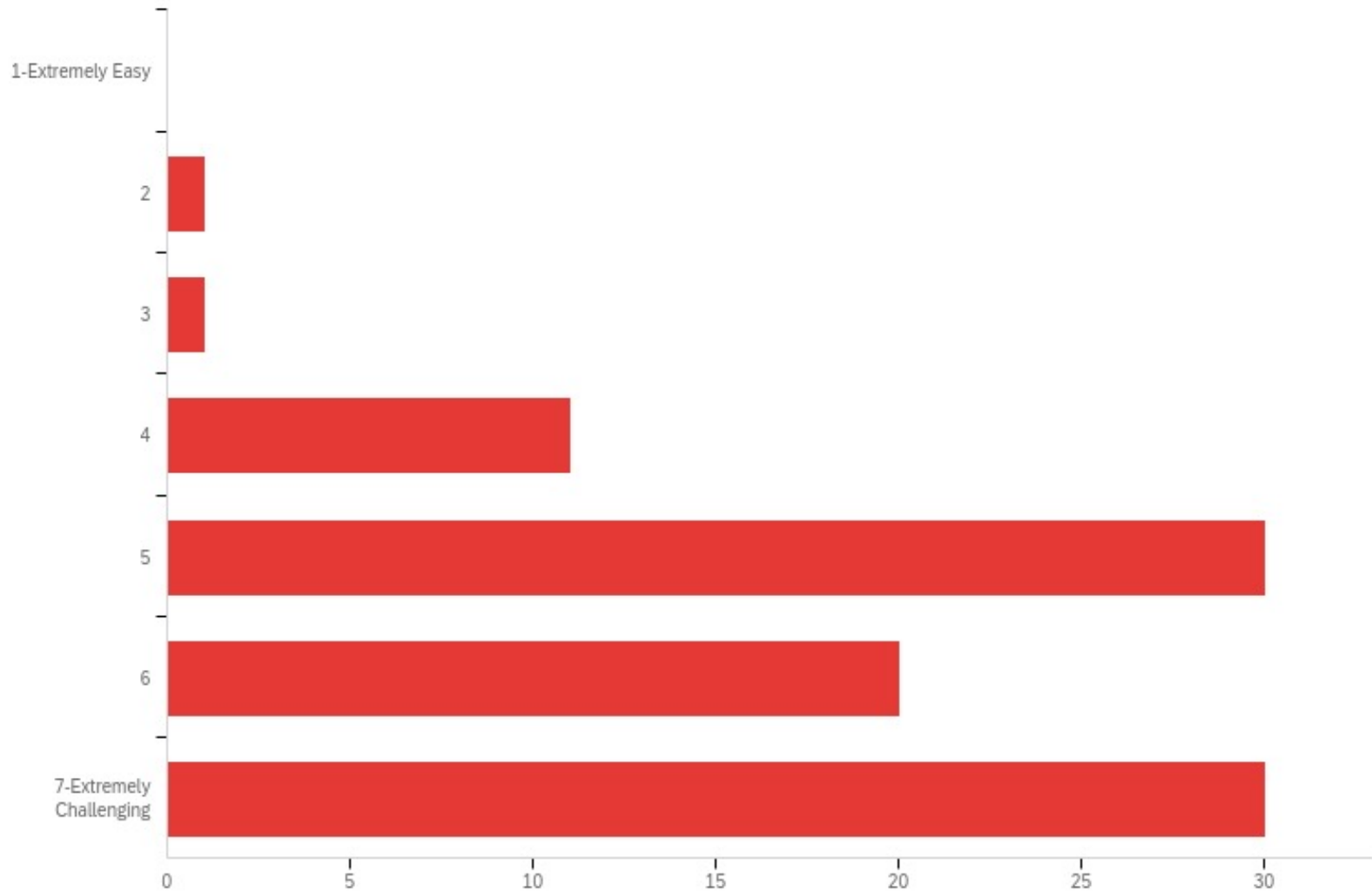
Q4 - Mark the box that best represents the extent to which you met the learning objectives of [Field-Course] [Field-Title]:

| # | Field | Minimum | Maximum | Mean | Std Deviation | Variance | Count |
|---|--|---------|---------|------|------------------|----------|-------|
| 1 | Mark the box that best represents the extent to which you met the learning objectives of [Field-Course] [Field-Title]: | 1.00 | 3.00 | 1.41 | 0.55 | 0.31 | 93 |

Q4 - Mark the box that best represents the extent to which you met the learning objectives of [Field-Course] [Field-Title]:

| # | Answer | % | Count |
|---|------------|--------|-------|
| 1 | Completely | 62.37% | 58 |
| 2 | Adequately | 34.41% | 32 |
| 3 | Minimally | 3.23% | 3 |
| 4 | Not at all | 0.00% | 0 |
| | Total | 100% | 93 |

Q5 - Mark the box that best represents the extent to which [Field-Course] [Field-Title] challenged you to do your best work




Q5 - Mark the box that best represents the extent to which [Field-Course] [Field-Title] challenged you to do your best work

| # | Field | Minimum | Maximum | Mean | Std Deviation | Variance | Count |
|---|--|---------|---------|------|---------------|----------|-------|
| 1 | Mark the box that best represents the extent to which [Field-Course] [Field-Title] challenged you to do your best work | 2.00 | 7.00 | 5.69 | 1.14 | 1.29 | 93 |
| | 7 - "Extremely Challenging" | | | | | | |
| | 1 - "Extremely Easy" | | | | | | |

Q5 - Mark the box that best represents the extent to which [Field-Course] [Field-Title] challenged you to do your best work

| # | Answer | % | Count |
|---|-------------------------|--------|-------|
| 1 | 1-Extremely Easy | 0.00% | 0 |
| 2 | 2 | 1.08% | 1 |
| 3 | 3 | 1.08% | 1 |
| 4 | 4 | 11.83% | 11 |
| 5 | 5 | 32.26% | 30 |
| 6 | 6 | 21.51% | 20 |
| 7 | 7-Extremely Challenging | 32.26% | 30 |
| | Total | 100% | 93 |

Q6 - During this current semester, to what extent did this instructor, [Field-Instructor], in this course, [Field-Course] [Field-Title], do the following?



Q6 - During this current semester, to what extent did this instructor, [Field-Instructor], in this course, [Field-Course] [Field-Title], do the following?

| # | Field | Minimum | Maximum | Mean | Std Deviation | Variance | Count |
|---|--|---------|---------|------|---------------|----------|-------|
| 1 | a. Explained the course requirements and learning objectives clearly | 1.00 | 4.00 | 1.26 | 0.62 | 0.39 | 93 |
| 2 | b. Clearly defined the grading criteria of the course | 1.00 | 3.00 | 1.13 | 0.42 | 0.18 | 93 |
| 3 | c. Gave assignments that were consistent with the course objectives | 1.00 | 3.00 | 1.14 | 0.43 | 0.18 | 93 |

Q6 - During this current semester, to what extent did this instructor, [Field-Instructor], in this course, [Field-Course] [Field-Title], do the following?

| # | Field | Minimum | Maximum | Mean | Std Deviation | Variance | Count |
|---|---|---------|---------|------|---------------|----------|-------|
| 4 | d. Gave assignments that contributed to my understanding of the subject | 1.00 | 4.00 | 1.23 | 0.57 | 0.33 | 93 |
| 5 | e. Connected subject matter to the real world | 1.00 | 4.00 | 1.20 | 0.52 | 0.27 | 93 |
| 6 | f. Used good examples to clarify points | 1.00 | 3.00 | 1.22 | 0.50 | 0.25 | 93 |
| 7 | g. Led discussions that were helpful to my learning | 1.00 | 4.00 | 1.45 | 0.84 | 0.70 | 93 |

Q6 - During this current semester, to what extent did this instructor, [Field-Instructor], in this course, [Field-Course] [Field-Title], do the following?

| # | Field | Minimum | Maximum | Mean | Std Deviation | Variance | Count |
|----|---|---------|---------|------|---------------|----------|-------|
| 8 | h. Was available to me when I needed assistance | 1.00 | 3.00 | 1.20 | 0.52 | 0.27 | 93 |
| 9 | i. Evaluated my work in ways that helped me learn | 1.00 | 4.00 | 1.34 | 0.71 | 0.51 | 93 |
| 10 | j. Provided feedback that gave me direction for improvement | 1.00 | 4.00 | 1.28 | 0.63 | 0.39 | 93 |
| 11 | k. Created a comfortable learning environment | 1.00 | 4.00 | 1.29 | 0.68 | 0.46 | 93 |

Q6 - During this current semester, to what extent did this instructor, [Field-Instructor], in this course, [Field-Course] [Field-Title], do the following?

| # | Field | Minimum | Maximum | Mean | Std Deviation | Variance | Count |
|----|--|---------|---------|------|------------------|----------|-------|
| 12 | I. Created an overall engaging learning experience | 1.00 | 4.00 | 1.31 | 0.73 | 0.54 | 93 |

Q6 - During this current semester, to what extent did this instructor, [Field-Instructor], in this course, [Field-Course] [Field-Title], do the following?

| # | Question | Completely | | Adequately | | Minimally | | Not at all | | Total |
|---|--|------------|----|------------|----|-----------|---|------------|---|-------|
| 1 | a. Explained the course requirements and learning objectives clearly | 81.72% | 76 | 12.90% | 12 | 3.23% | 3 | 2.15% | 2 | 93 |
| 2 | b. Clearly defined the grading criteria of the course | 90.32% | 84 | 6.45% | 6 | 3.23% | 3 | 0.00% | 0 | 93 |
| 3 | c. Gave assignments that were consistent with the course objectives | 89.25% | 83 | 7.53% | 7 | 3.23% | 3 | 0.00% | 0 | 93 |

Q6 - During this current semester, to what extent did this instructor, [Field-Instructor], in this course, [Field-Course] [Field-Title], do the following?

| # | Question | Completely | | Adequately | | Minimally | | Not at all | | Total |
|---|---|------------|----|------------|----|-----------|----|------------|---|-------|
| 4 | d. Gave assignments that contributed to my understanding of the subject | 83.87% | 78 | 10.75% | 10 | 4.30% | 4 | 1.08% | 1 | 93 |
| 5 | e. Connected subject matter to the real world | 83.87% | 78 | 12.90% | 12 | 2.15% | 2 | 1.08% | 1 | 93 |
| 6 | f. Used good examples to clarify points | 82.80% | 77 | 12.90% | 12 | 4.30% | 4 | 0.00% | 0 | 93 |
| 7 | g. Led discussions that were helpful to my learning | 74.19% | 69 | 9.68% | 9 | 12.90% | 12 | 3.23% | 3 | 93 |

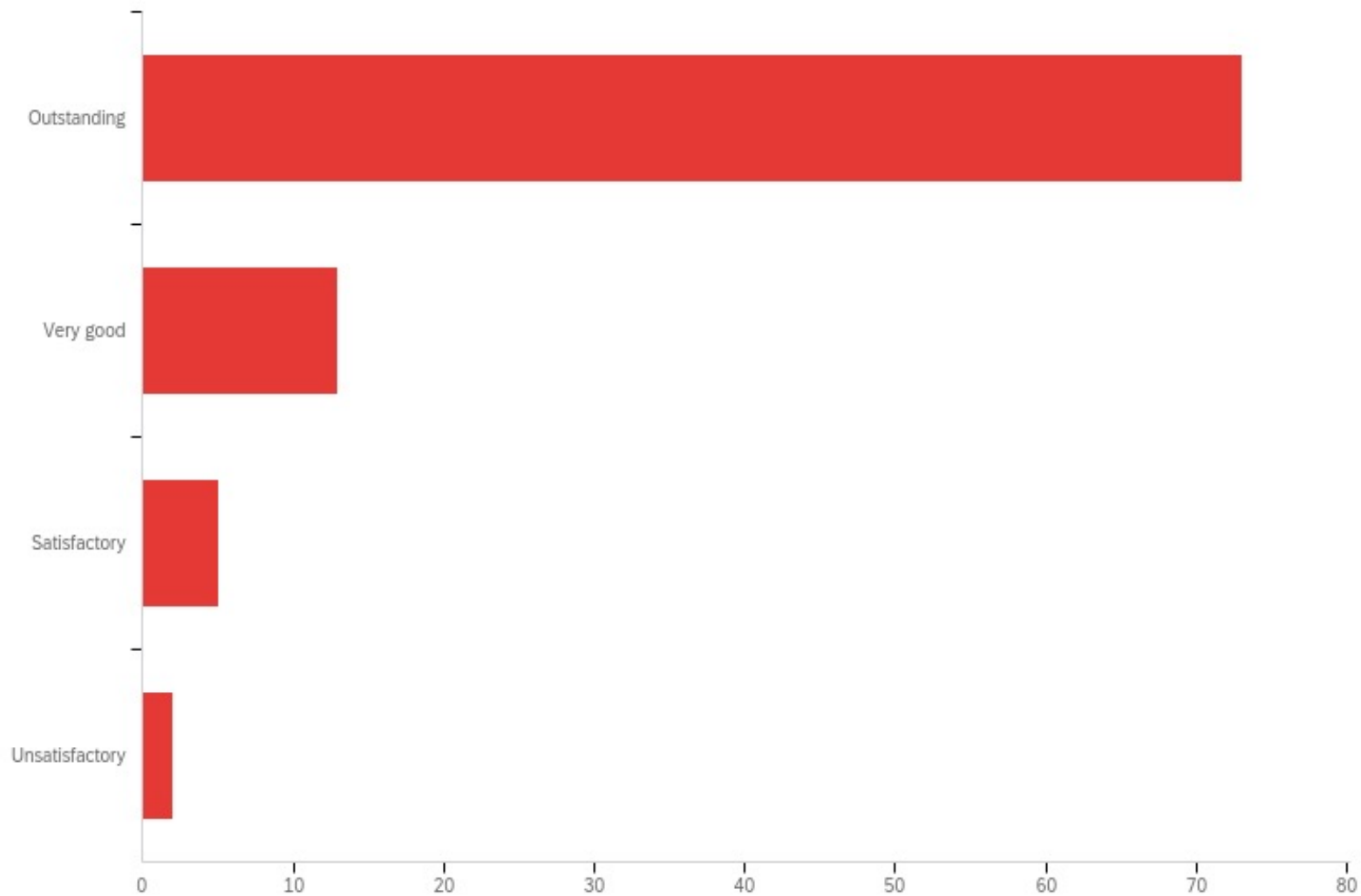
Q6 - During this current semester, to what extent did this instructor, [Field-Instructor], in this course, [Field-Course] [Field-Title], do the following?

| # | Question | Completely | | Adequately | | Minimally | | Not at all | | Total |
|----|---|------------|----|------------|----|-----------|----|------------|---|-------|
| 8 | h. Was available to me when I needed assistance | 84.95% | 79 | 9.68% | 9 | 5.38% | 5 | 0.00% | 0 | 93 |
| 9 | i. Evaluated my work in ways that helped me learn | 78.49% | 73 | 9.68% | 9 | 10.75% | 10 | 1.08% | 1 | 93 |
| 10 | j. Provided feedback that gave me direction for improvement | 80.65% | 75 | 11.83% | 11 | 6.45% | 6 | 1.08% | 1 | 93 |
| 11 | k. Created a comfortable learning environment | 82.80% | 77 | 6.45% | 6 | 9.68% | 9 | 1.08% | 1 | 93 |

Q6 - During this current semester, to what extent did this instructor, [Field-Instructor], in this course, [Field-Course] [Field-Title], do the following?

| # | Question | Completely | | Adequately | | Minimally | | Not at all | | Total |
|----|--|------------|----|------------|---|-----------|---|------------|---|-------|
| 12 | I. Created an overall engaging learning experience | 81.72% | 76 | 8.60% | 8 | 6.45% | 6 | 3.23% | 3 | 93 |

Q7 - My overall rating of this instructor, [Field-Instructor], is:



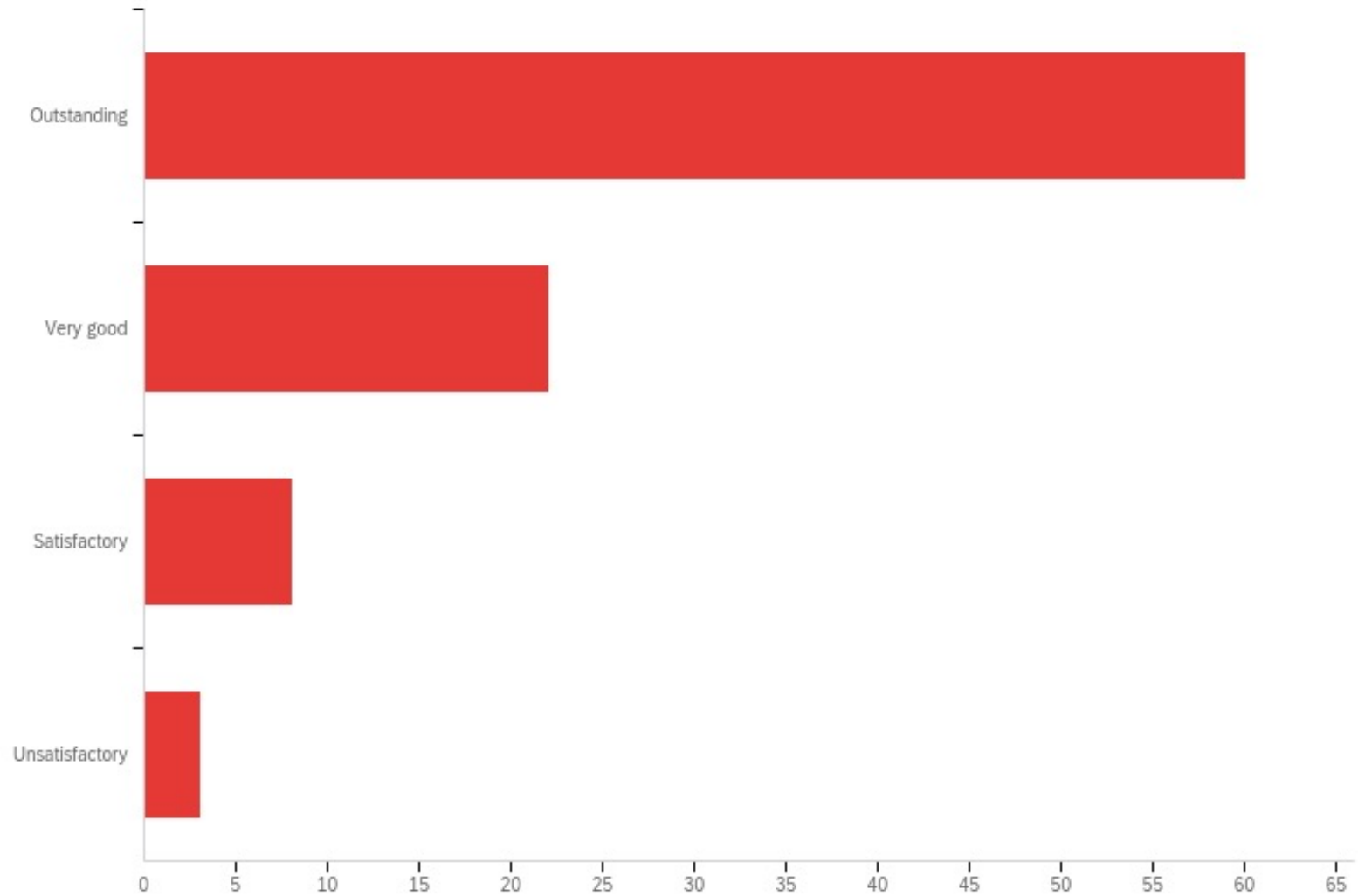
Q7 - My overall rating of this instructor, [Field-Instructor], is:

| # | Field | Minimum | Maximum | Mean | Std Deviation | Variance | Count |
|---|--|---------|---------|------|------------------|----------|-------|
| 1 | My overall rating of this instructor, [Field- Instructor], is: | 1.00 | 4.00 | 1.31 | 0.67 | 0.45 | 93 |

Q7 - My overall rating of this instructor, [Field-Instructor], is:

| # | Answer | % | Count |
|---|----------------|--------|-------|
| 1 | Outstanding | 78.49% | 73 |
| 2 | Very good | 13.98% | 13 |
| 3 | Satisfactory | 5.38% | 5 |
| 4 | Unsatisfactory | 2.15% | 2 |
| | Total | 100% | 93 |

Q8 - My overall rating of this course, [Field-Course] [Field-Title], is:



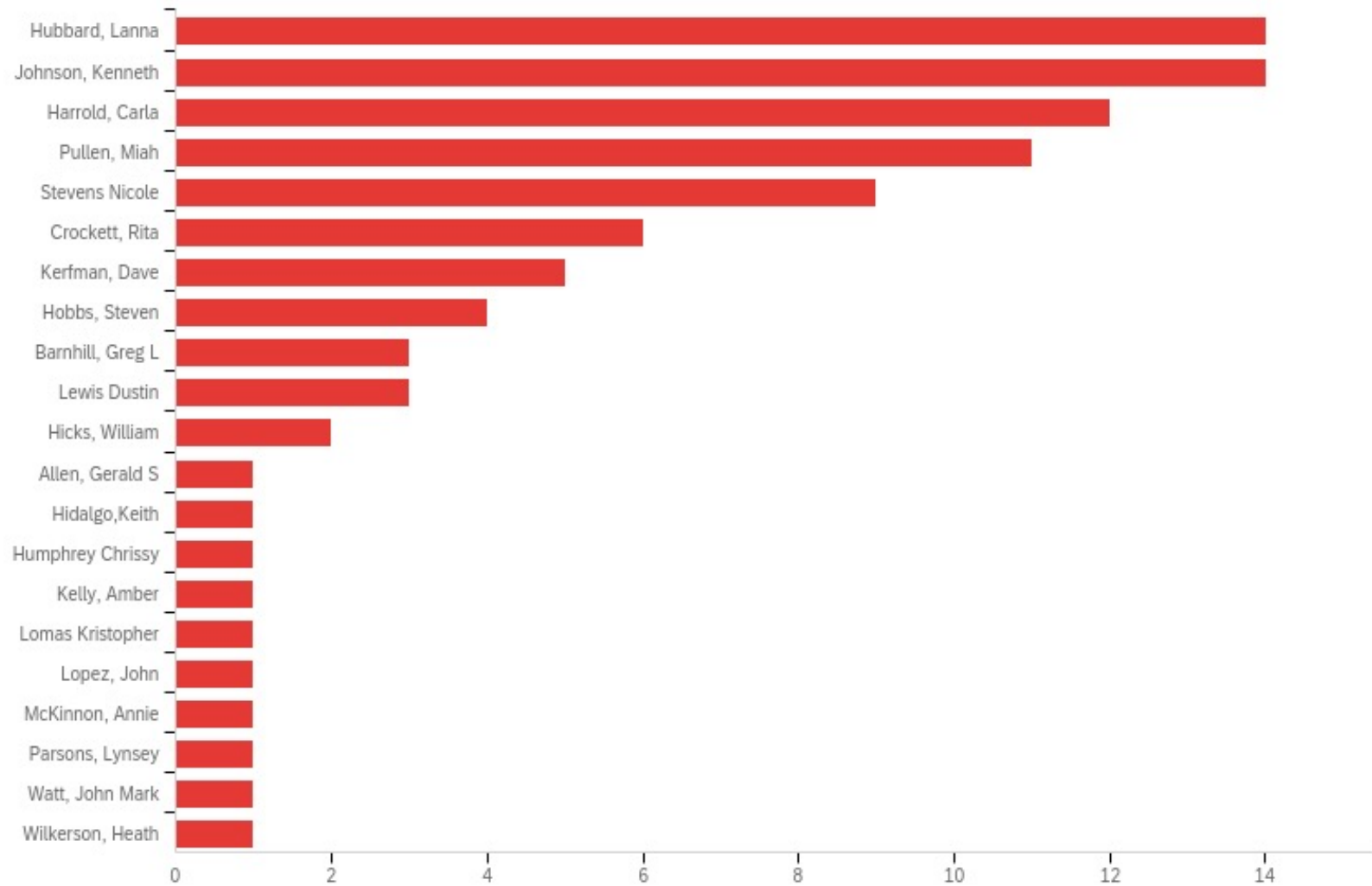
Q8 - My overall rating of this course, [Field-Course] [Field-Title], is:

| # | Field | Minimum | Maximum | Mean | Std Deviation | Variance | Count |
|---|--|---------|---------|------|------------------|----------|-------|
| 1 | My overall rating of this course, [Field-Course] [Field-Title], is: | 1.00 | 4.00 | 1.51 | 0.78 | 0.62 | 93 |

Q8 - My overall rating of this course, [Field-Course] [Field-Title], is:

| # | Answer | % | Count |
|---|----------------|--------|-------|
| 1 | Outstanding | 64.52% | 60 |
| 2 | Very good | 23.66% | 22 |
| 3 | Satisfactory | 8.60% | 8 |
| 4 | Unsatisfactory | 3.23% | 3 |
| | Total | 100% | 93 |

Instructor



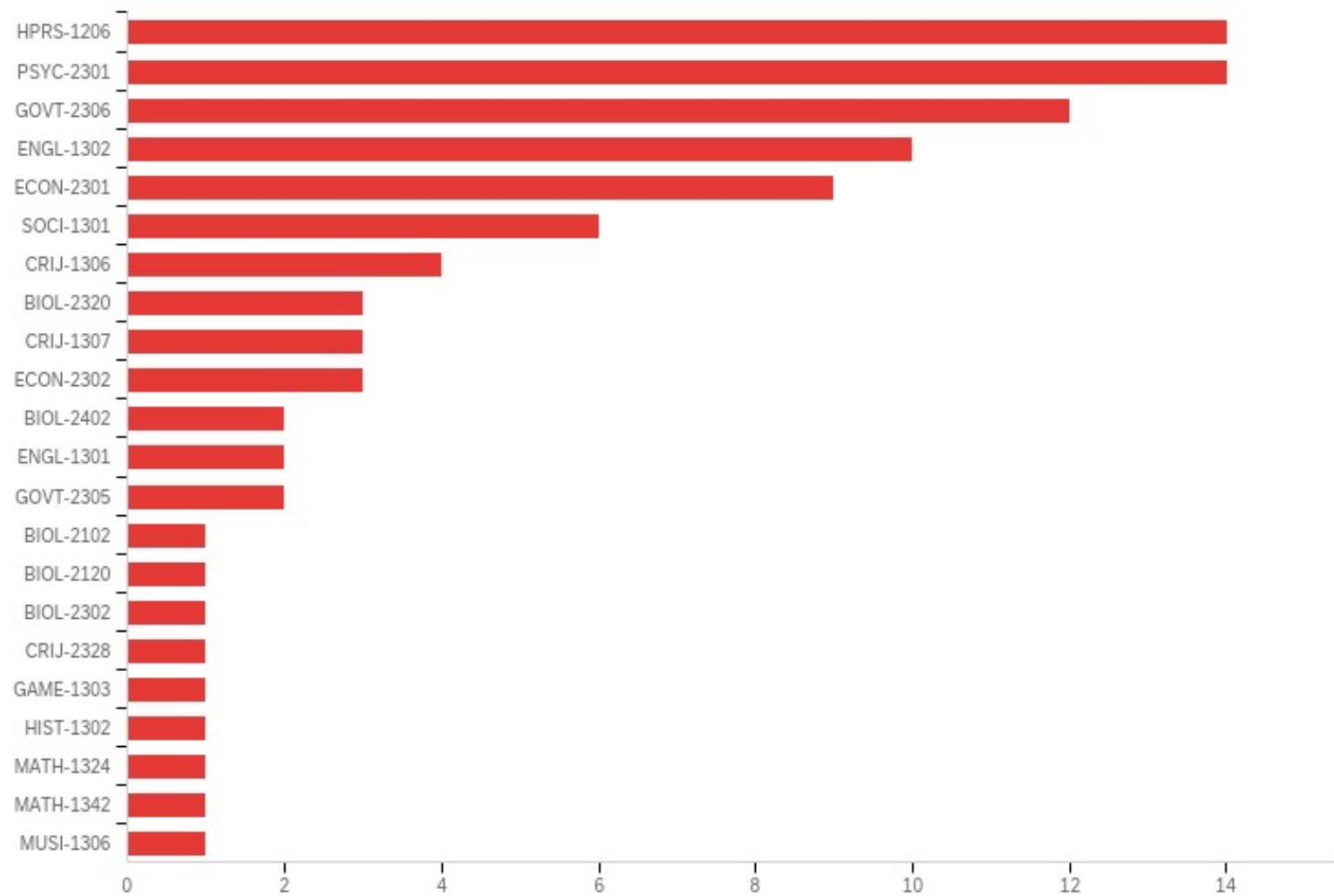
Instructor

| # | Answer | % | Count |
|----|------------------|--------|-------|
| 1 | Hubbard, Lanna | 15.05% | 14 |
| 2 | Johnson, Kenneth | 15.05% | 14 |
| 3 | Harrold, Carla | 12.90% | 12 |
| 4 | Pullen, Miah | 11.83% | 11 |
| 5 | Stevens Nicole | 9.68% | 9 |
| 6 | Crockett, Rita | 6.45% | 6 |
| 7 | Kerfman, Dave | 5.38% | 5 |
| 8 | Hobbs, Steven | 4.30% | 4 |
| 9 | Barnhill, Greg L | 3.23% | 3 |
| 10 | Lewis Dustin | 3.23% | 3 |
| 11 | Hicks, William | 2.15% | 2 |

Instructor

| # | Answer | % | Count |
|----|------------------|-------|-------|
| 12 | Allen, Gerald S | 1.08% | 1 |
| 13 | Hidalgo,Keith | 1.08% | 1 |
| 14 | Humphrey Chrissy | 1.08% | 1 |
| 15 | Kelly, Amber | 1.08% | 1 |
| 16 | Lomas Kristopher | 1.08% | 1 |
| 17 | Lopez, John | 1.08% | 1 |
| 18 | McKinnon, Annie | 1.08% | 1 |
| 19 | Parsons, Lynsey | 1.08% | 1 |
| 20 | Watt, John Mark | 1.08% | 1 |
| 21 | Wilkerson, Heath | 1.08% | 1 |
| | Total | 100% | 93 |

Course



Course

| # | Answer | % | Count |
|----|-----------|--------|-------|
| 1 | HPRS-1206 | 15.05% | 14 |
| 2 | PSYC-2301 | 15.05% | 14 |
| 3 | GOVT-2306 | 12.90% | 12 |
| 4 | ENGL-1302 | 10.75% | 10 |
| 5 | ECON-2301 | 9.68% | 9 |
| 6 | SOCI-1301 | 6.45% | 6 |
| 7 | CRIJ-1306 | 4.30% | 4 |
| 8 | BIOL-2320 | 3.23% | 3 |
| 9 | CRIJ-1307 | 3.23% | 3 |
| 10 | ECON-2302 | 3.23% | 3 |
| 11 | BIOL-2402 | 2.15% | 2 |

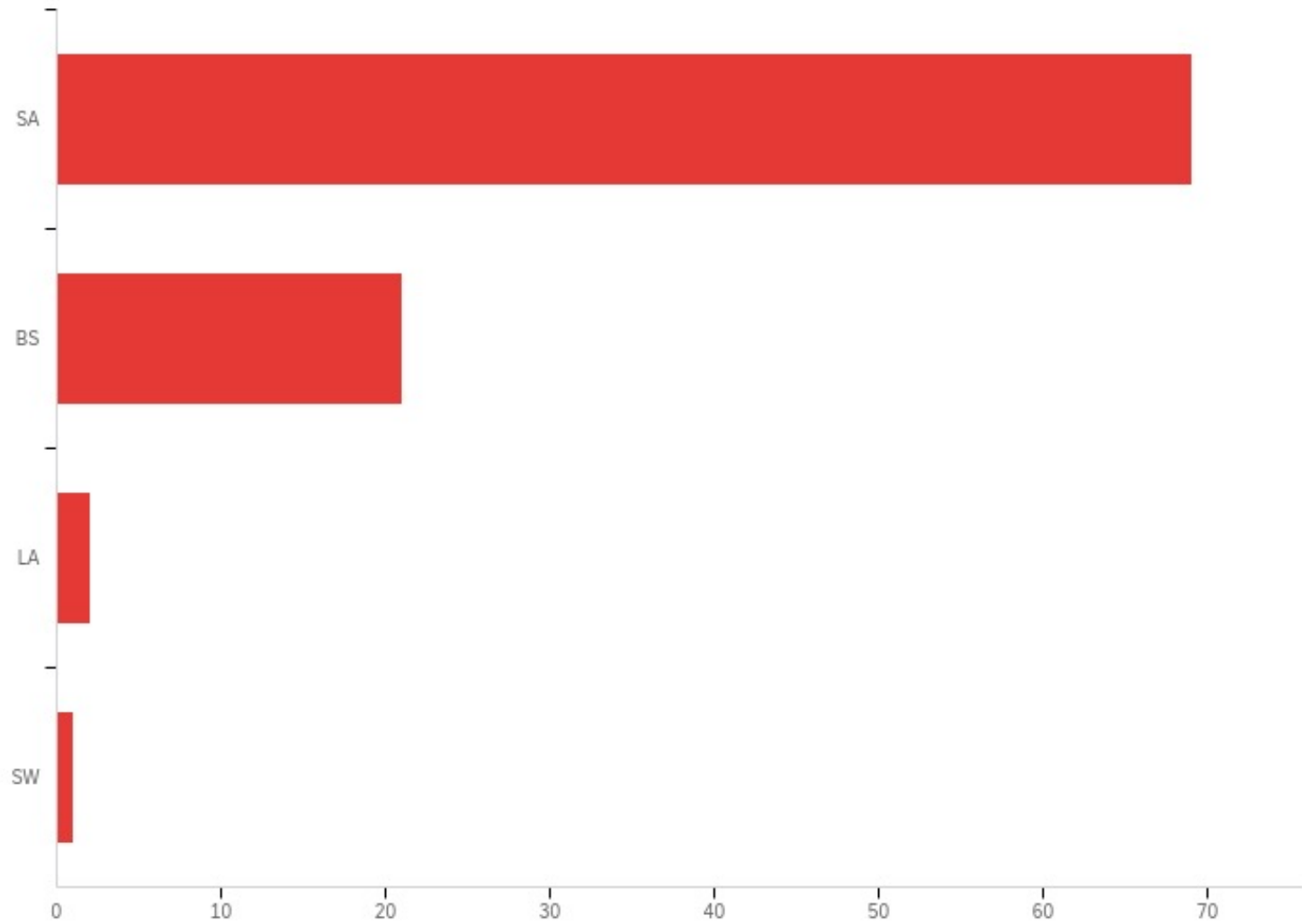
Course

| # | Answer | % | Count |
|----|-----------|-------|-------|
| 12 | ENGL-1301 | 2.15% | 2 |
| 13 | GOVT-2305 | 2.15% | 2 |
| 14 | BIOL-2102 | 1.08% | 1 |
| 15 | BIOL-2120 | 1.08% | 1 |
| 16 | BIOL-2302 | 1.08% | 1 |
| 17 | CRIJ-2328 | 1.08% | 1 |
| 18 | GAME-1303 | 1.08% | 1 |
| 19 | HIST-1302 | 1.08% | 1 |
| 20 | MATH-1324 | 1.08% | 1 |
| 21 | MATH-1342 | 1.08% | 1 |
| 22 | MUSI-1306 | 1.08% | 1 |

Course

| # | Answer | % | Count |
|---|--------|------|-------|
| | Total | 100% | 93 |

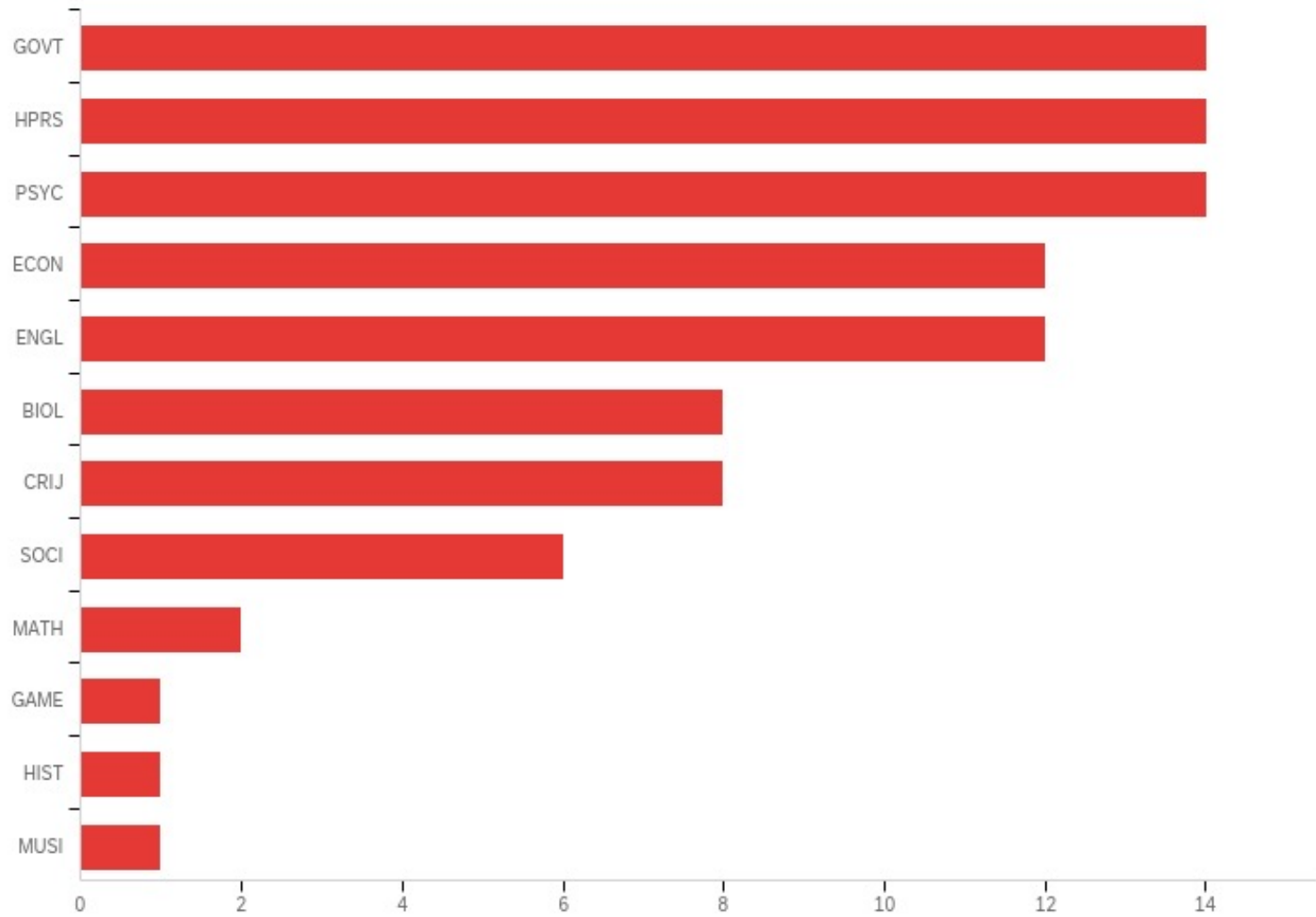
CampusGroup



CampusGroup

| # | Answer | % | Count |
|---|--------|--------|-------|
| 1 | SA | 74.19% | 69 |
| 2 | BS | 22.58% | 21 |
| 3 | LA | 2.15% | 2 |
| 4 | SW | 1.08% | 1 |
| | Total | 100% | 93 |

Dept



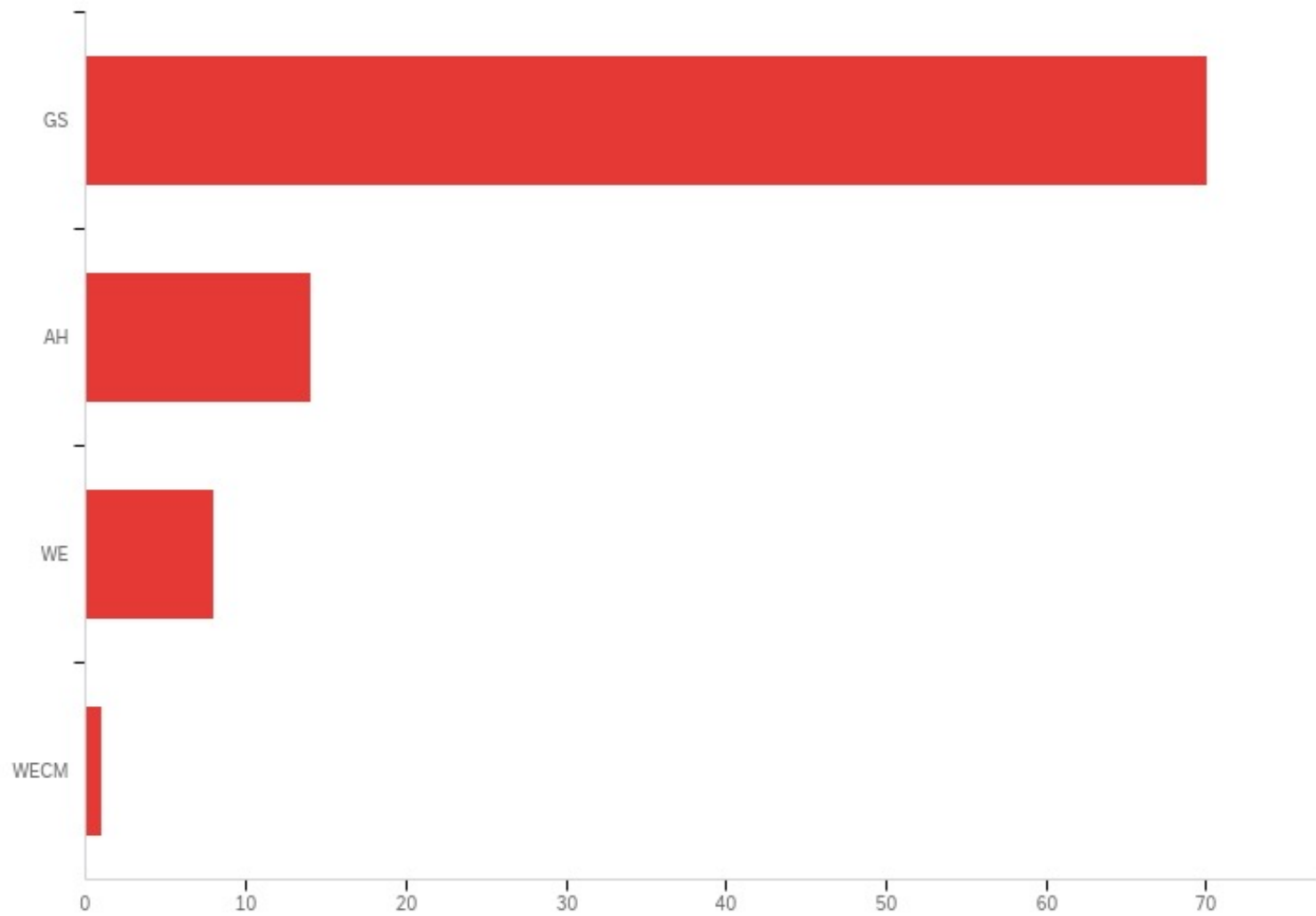
Dept

| # | Answer | % | Count |
|----|--------|--------|-------|
| 1 | GOVT | 15.05% | 14 |
| 2 | HPRS | 15.05% | 14 |
| 3 | PSYC | 15.05% | 14 |
| 4 | ECON | 12.90% | 12 |
| 5 | ENGL | 12.90% | 12 |
| 6 | BIOL | 8.60% | 8 |
| 7 | CRIJ | 8.60% | 8 |
| 8 | SOCI | 6.45% | 6 |
| 9 | MATH | 2.15% | 2 |
| 10 | GAME | 1.08% | 1 |
| 11 | HIST | 1.08% | 1 |

Dept

| # | Answer | % | Count |
|----|--------|-------|-------|
| 12 | MUSI | 1.08% | 1 |
| | Total | 100% | 93 |

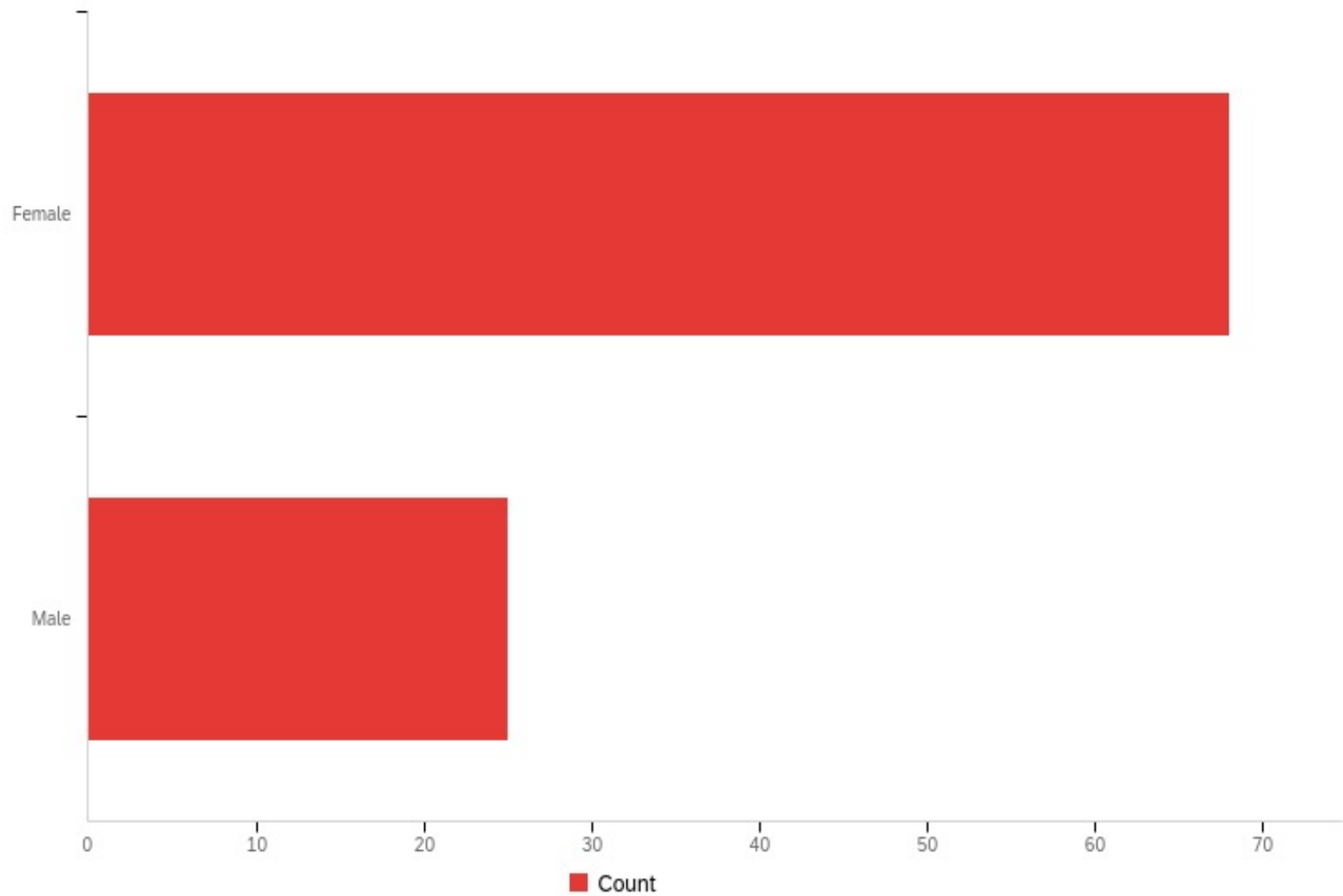
Div



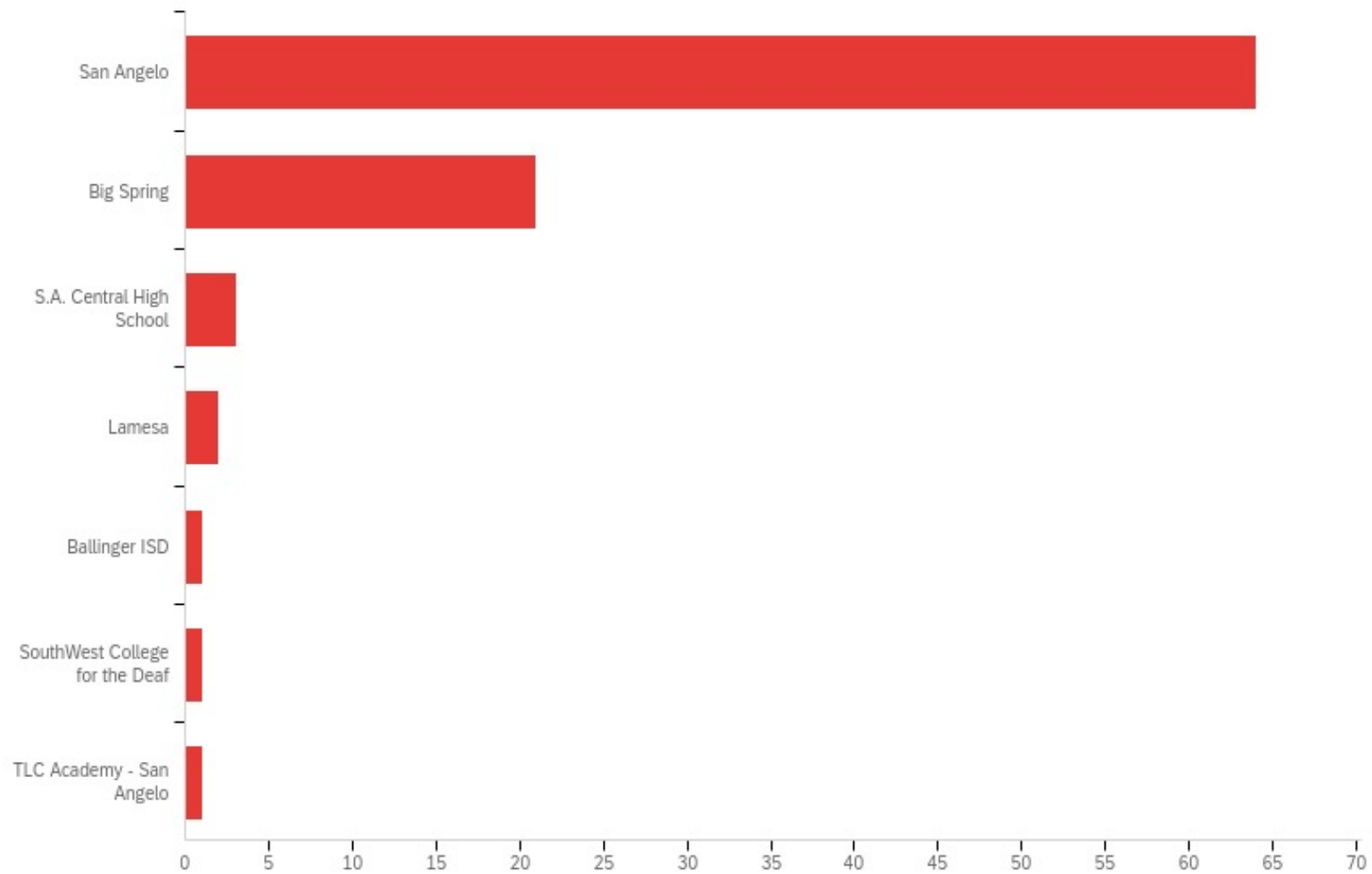
Div

| # | Answer | % | Count |
|---|--------|--------|-------|
| 1 | GS | 75.27% | 70 |
| 2 | AH | 15.05% | 14 |
| 3 | WE | 8.60% | 8 |
| 4 | WECM | 1.08% | 1 |
| | Total | 100% | 93 |

Sex



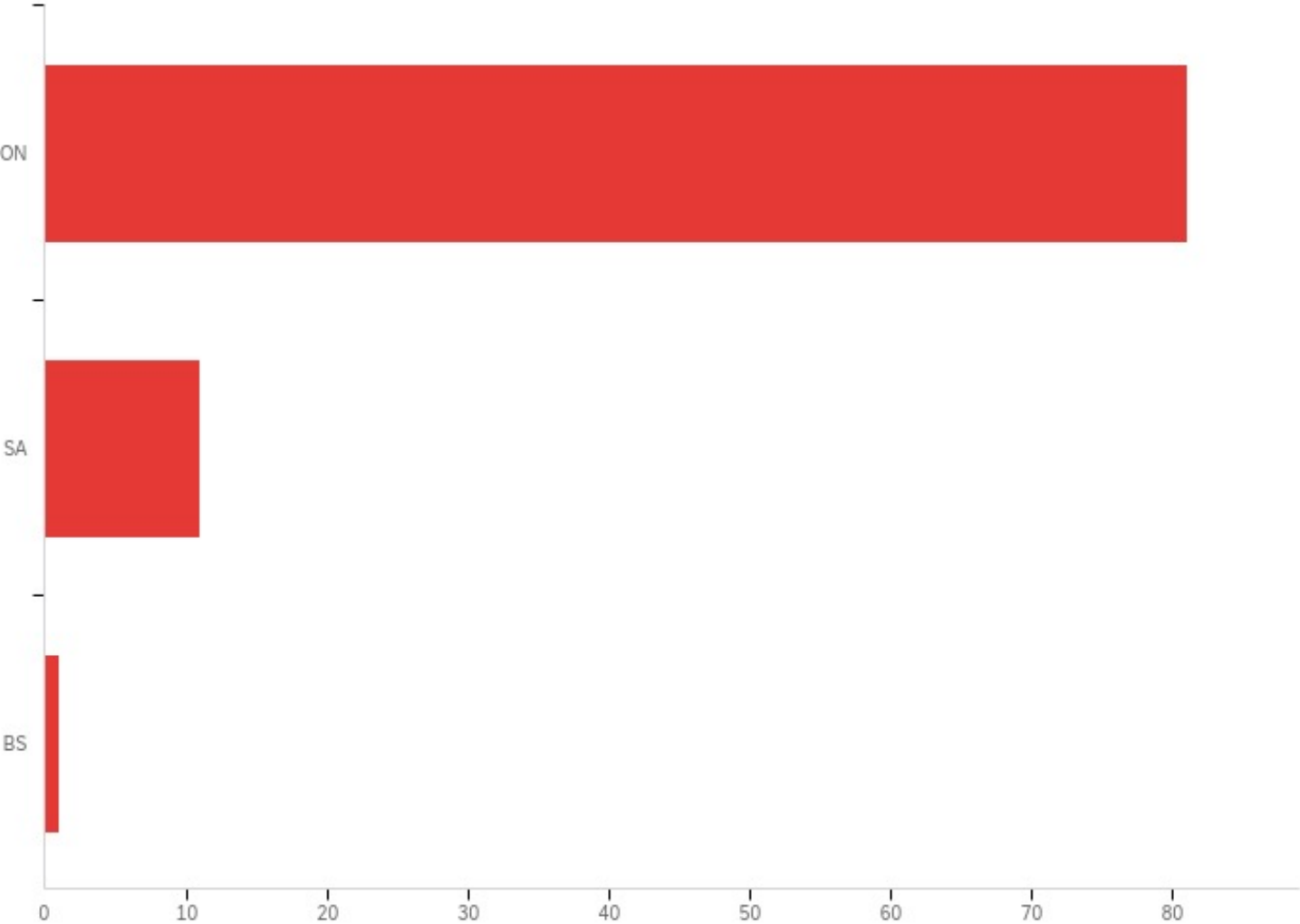
HC



HC

| # | Answer | % | Count |
|---|--------------------------------|--------|-------|
| 1 | San Angelo | 68.82% | 64 |
| 2 | Big Spring | 22.58% | 21 |
| 3 | S.A. Central High School | 3.23% | 3 |
| 4 | Lamesa | 2.15% | 2 |
| 5 | Ballinger ISD | 1.08% | 1 |
| 6 | SouthWest College for the Deaf | 1.08% | 1 |
| 7 | TLC Academy - San Angelo | 1.08% | 1 |
| | Total | 100% | 93 |

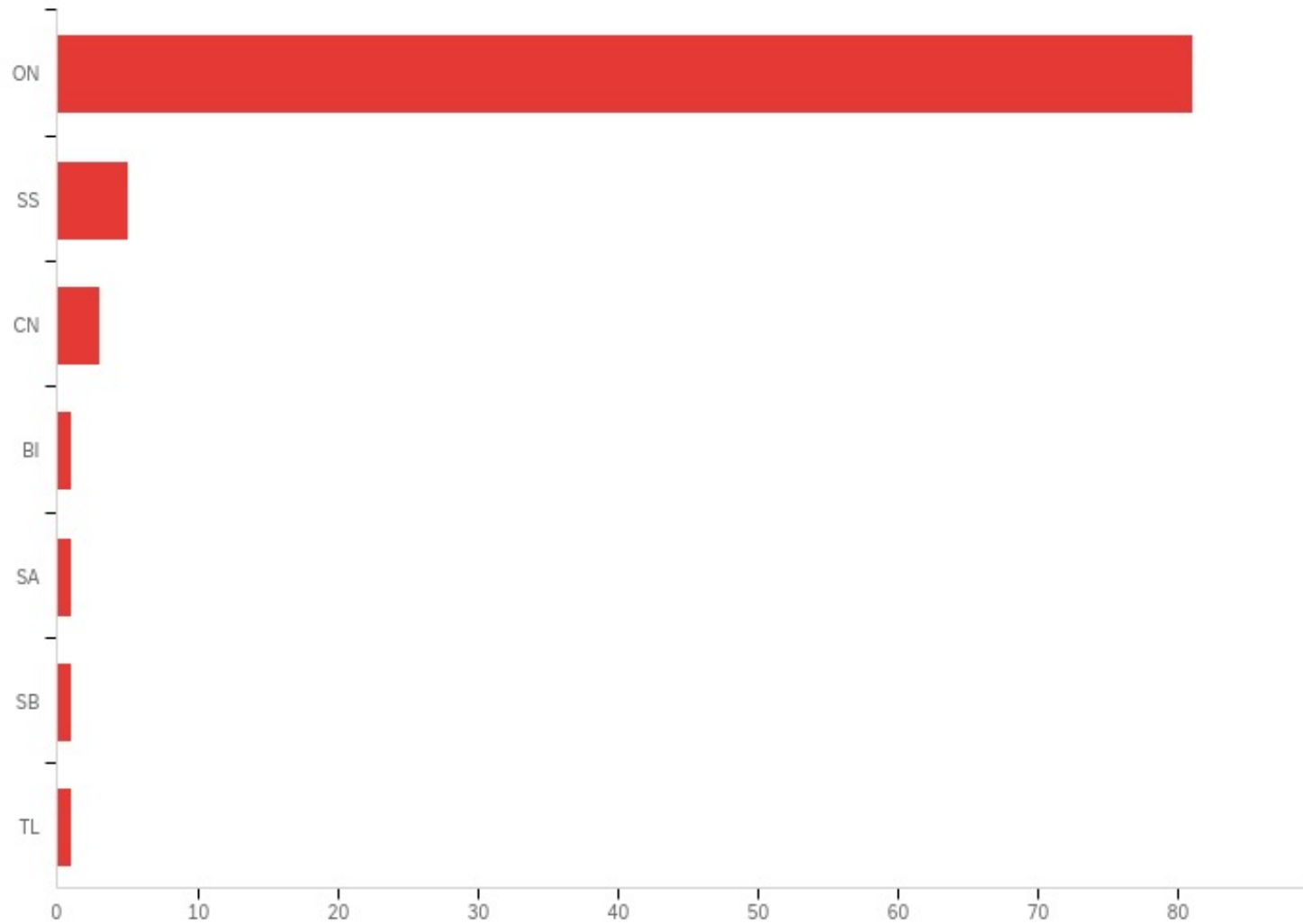
CRSCampusGroup



CRSCampusGroup

| # | Answer | % | Count |
|---|--------|--------|-------|
| 1 | ON | 87.10% | 81 |
| 2 | SA | 11.83% | 11 |
| 3 | BS | 1.08% | 1 |
| | Total | 100% | 93 |

CRSCampus



CRSCampus

| # | Answer | % | Count |
|---|--------|--------|-------|
| 1 | ON | 87.10% | 81 |
| 2 | SS | 5.38% | 5 |
| 3 | CN | 3.23% | 3 |
| 4 | BI | 1.08% | 1 |
| 5 | SA | 1.08% | 1 |
| 6 | SB | 1.08% | 1 |
| 7 | TL | 1.08% | 1 |
| | Total | 100% | 93 |