

Summer I & II 2020

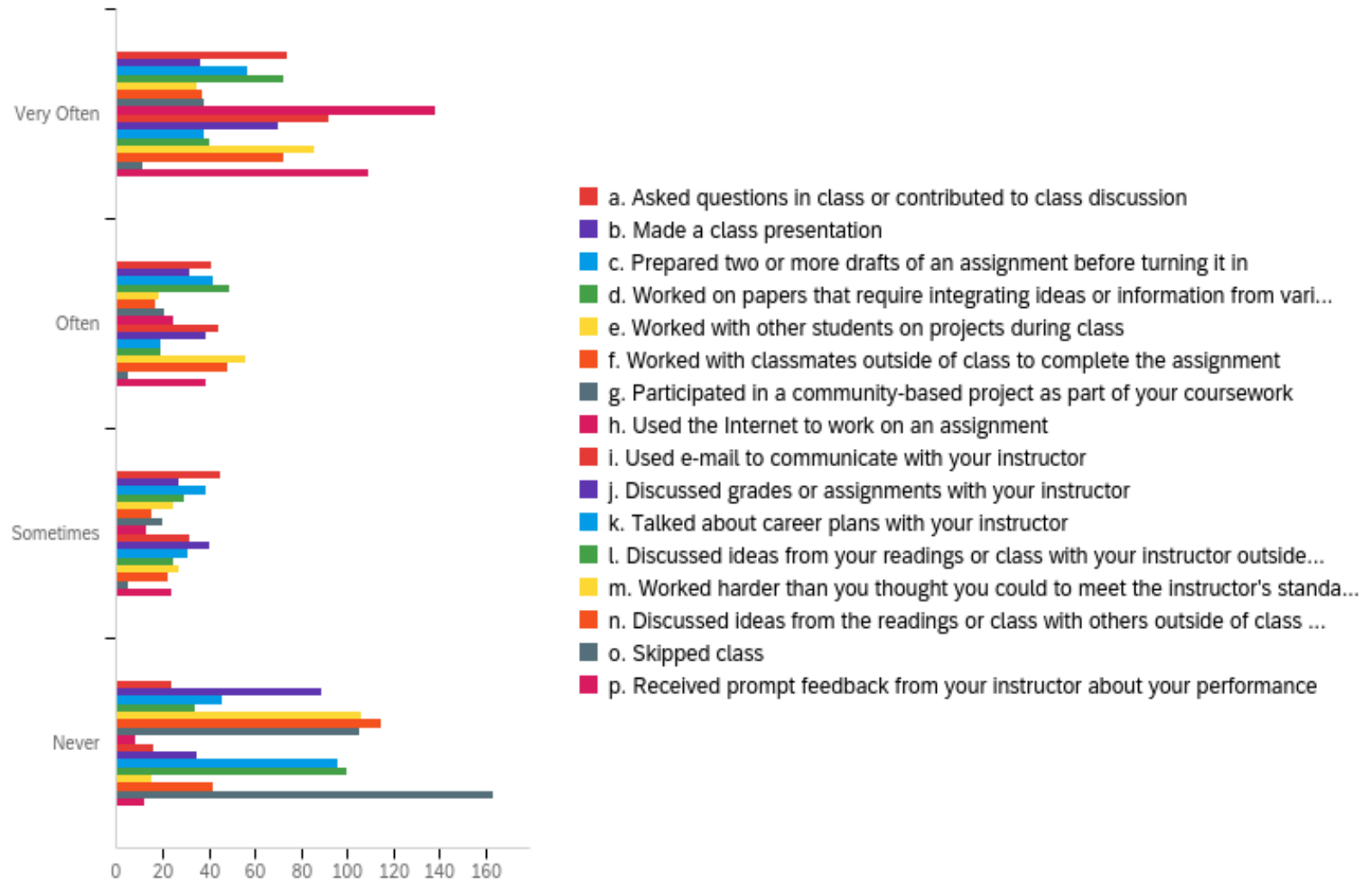
Course Evaluation - Summer I 2020

September 29th 2020, 1:43 pm CDT

Summer I 2020

Course Evaluation - Summer I 2020

Q1 - In your experience with this class, [Field-Course] [Field-Title], during the current semester, how often did you do the following?



Q1 - In your experience with this class, [Field-Course] [Field-Title], during the current semester, how often did you do the following?

#	Field	Minimum	Maximum	Mean	Std Deviation	Variance	Count
1	a. Asked questions in class or contributed to class discussion	1.00	4.00	2.10	1.08	1.16	184
2	b. Made a class presentation	1.00	4.00	2.92	1.20	1.43	184
3	c. Prepared two or more drafts of an assignment before turning it in	1.00	4.00	2.40	1.17	1.36	184
4	d. Worked on papers that require integrating ideas or information from various sources	1.00	4.00	2.14	1.13	1.27	184

Q1 - In your experience with this class, [Field-Course] [Field-Title], during the current semester, how often did you do the following?

#	Field	Minimum	Maximum	Mean	Std Deviation	Variance	Count
5	e. Worked with other students on projects during class	1.00	4.00	3.10	1.19	1.43	184
6	f. Worked with classmates outside of class to complete the assignment	1.00	4.00	3.13	1.23	1.50	184
7	g. Participated in a community-based project as part of your coursework	1.00	4.00	3.04	1.23	1.51	184

Q1 - In your experience with this class, [Field-Course] [Field-Title], during the current semester, how often did you do the following?

#	Field	Minimum	Maximum	Mean	Std Deviation	Variance	Count
8	h. Used the Internet to work on an assignment	1.00	4.00	1.41	0.80	0.64	184
9	i. Used e-mail to communicate with your instructor	1.00	4.00	1.85	1.00	1.00	184
10	j. Discussed grades or assignments with your instructor	1.00	4.00	2.22	1.15	1.31	184
11	k. Talked about career plans with your instructor	1.00	4.00	3.01	1.20	1.45	184

Q1 - In your experience with this class, [Field-Course] [Field-Title], during the current semester, how often did you do the following?

#	Field	Minimum	Maximum	Mean	Std Deviation	Variance	Count
12	l. Discussed ideas from your readings or class with your instructor outside of class	1.00	4.00	3.01	1.23	1.52	184
13	m. Worked harder than you thought you could to meet the instructor's standards or expectations	1.00	4.00	1.84	0.96	0.92	184
14	n. Discussed ideas from the readings or class with others outside of class (students, family members, co-workers, etc.)	1.00	4.00	2.18	1.18	1.39	184

Q1 - In your experience with this class, [Field-Course] [Field-Title], during the current semester, how often did you do the following?

#	Field	Minimum	Maximum	Mean	Std Deviation	Variance	Count
15	o. Skipped class	1.00	4.00	3.74	0.78	0.61	184
16	p. Received prompt feedback from your instructor about your performance	1.00	4.00	1.67	0.93	0.87	184

Q1 - In your experience with this class, [Field-Course] [Field-Title], during the current semester, how often did you do the following?

#	Question	Very Often	Often	Sometimes	Never	Total				
1	a. Asked questions in class or contributed to class discussion	40.22%	74	22.28%	41	24.46%	45	13.04%	24	184
2	b. Made a class presentation	19.57%	36	17.39%	32	14.67%	27	48.37%	89	184
3	c. Prepared two or more drafts of an assignment before turning it in	30.98%	57	22.83%	42	21.20%	39	25.00%	46	184
4	d. Worked on papers that require integrating ideas or information from various sources	39.13%	72	26.63%	49	15.76%	29	18.48%	34	184

Q1 - In your experience with this class, [Field-Course] [Field-Title], during the current semester, how often did you do the following?

#	Question	Very Often	Often	Sometimes	Never	Total				
5	e. Worked with other students on projects during class	19.02%	35	9.78%	18	13.59%	25	57.61%	106	184
6	f. Worked with classmates outside of class to complete the assignment	20.11%	37	9.24%	17	8.15%	15	62.50%	115	184
7	g. Participated in a community-based project as part of your coursework	20.65%	38	11.41%	21	10.87%	20	57.07%	105	184

Q1 - In your experience with this class, [Field-Course] [Field-Title], during the current semester, how often did you do the following?

#	Question	Very Often	Often	Sometimes	Never	Total				
8	h. Used the Internet to work on an assignment	75.00%	138	13.59%	25	7.07%	13	4.35%	8	184
9	i. Used e-mail to communicate with your instructor	50.00%	92	23.91%	44	17.39%	32	8.70%	16	184
10	j. Discussed grades or assignments with your instructor	38.04%	70	21.20%	39	21.74%	40	19.02%	35	184
11	k. Talked about career plans with your instructor	20.65%	38	10.33%	19	16.85%	31	52.17%	96	184

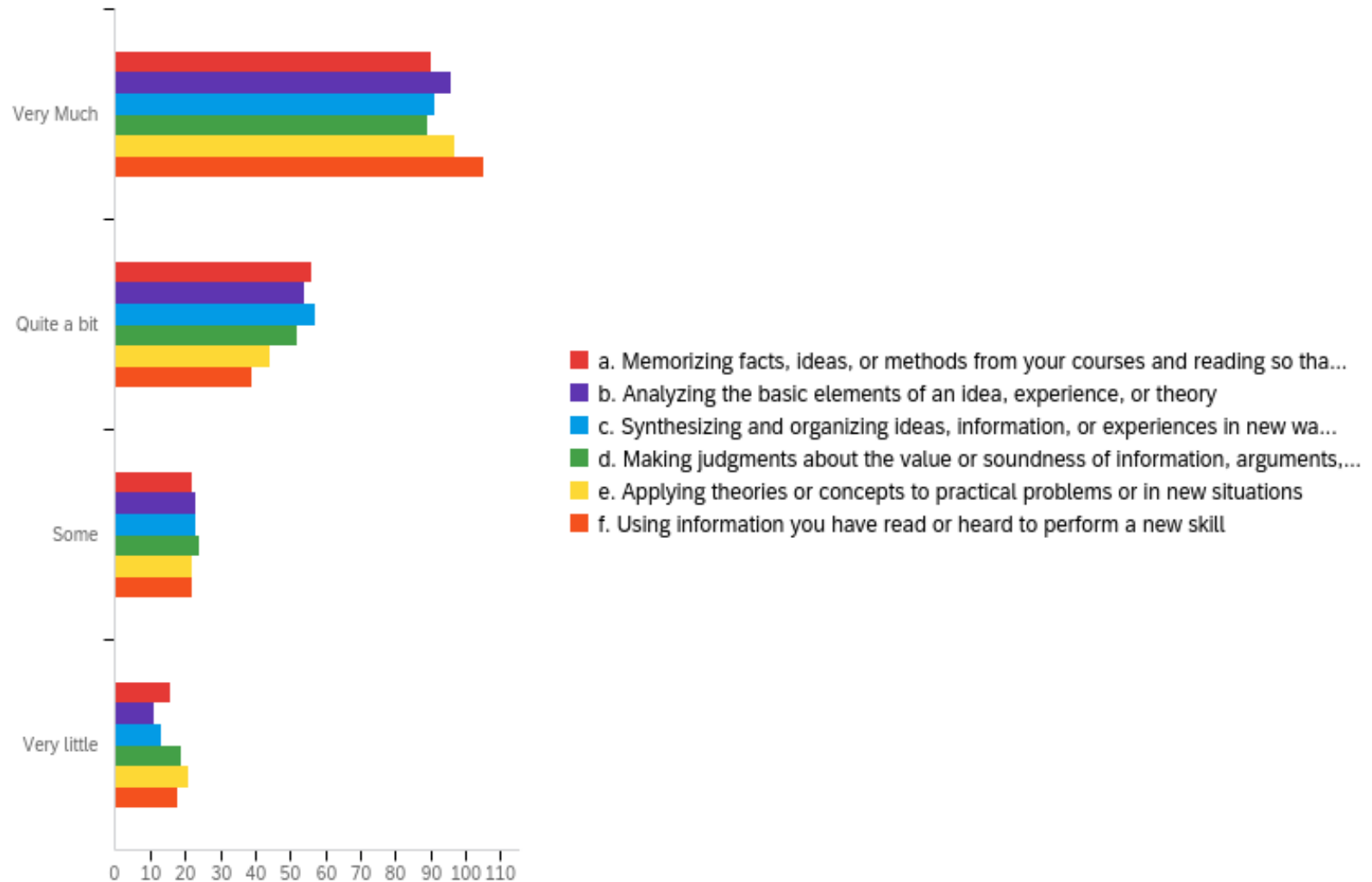
Q1 - In your experience with this class, [Field-Course] [Field-Title], during the current semester, how often did you do the following?

#	Question	Very Often	Often	Sometimes	Never	Total				
12	l. Discussed ideas from your readings or class with your instructor outside of class	21.74%	40	10.33%	19	13.59%	25	54.35%	100	184
13	m. Worked harder than you thought you could to meet the instructor's standards or expectations	46.74%	86	30.43%	56	14.67%	27	8.15%	15	184
14	n. Discussed ideas from the readings or class with others outside of class (students, family members, co-workers, etc.)	39.13%	72	26.09%	48	11.96%	22	22.83%	42	184

Q1 - In your experience with this class, [Field-Course] [Field-Title], during the current semester, how often did you do the following?

#	Question	Very Often	Often	Sometimes	Never	Total				
15	o. Skipped class	5.98%	11	2.72%	5	2.72%	5	88.59%	163	184
16	p. Received prompt feedback from your instructor about your performance	59.24%	109	21.20%	39	13.04%	24	6.52%	12	184

Q2 - During this current semester, how much has this course, [Field-Course] [Field-Title], emphasized the following?



Q2 - During this current semester, how much has this course, [Field-Course] [Field-Title], emphasized the following?

#	Field	Minimum	Maximum	Mean	Std Deviation	Variance	Count
1	a. Memorizing facts, ideas, or methods from your courses and reading so that you can repeat them in pretty much the same form	1.00	4.00	1.80	0.96	0.92	184
2	b. Analyzing the basic elements of an idea, experience, or theory	1.00	4.00	1.72	0.90	0.81	184
3	c. Synthesizing and organizing ideas, information, or experiences in new ways	1.00	4.00	1.77	0.92	0.85	184

Q2 - During this current semester, how much has this course, [Field-Course] [Field-Title], emphasized the following?

#	Field	Minimum	Maximum	Mean	Std Deviation	Variance	Count
4	d. Making judgments about the value or soundness of information, arguments, or methods	1.00	4.00	1.85	1.00	1.01	184
5	e. Applying theories or concepts to practical problems or in new situations	1.00	4.00	1.82	1.03	1.07	184
6	f. Using information you have read or heard to perform a new skill	1.00	4.00	1.74	1.01	1.02	184

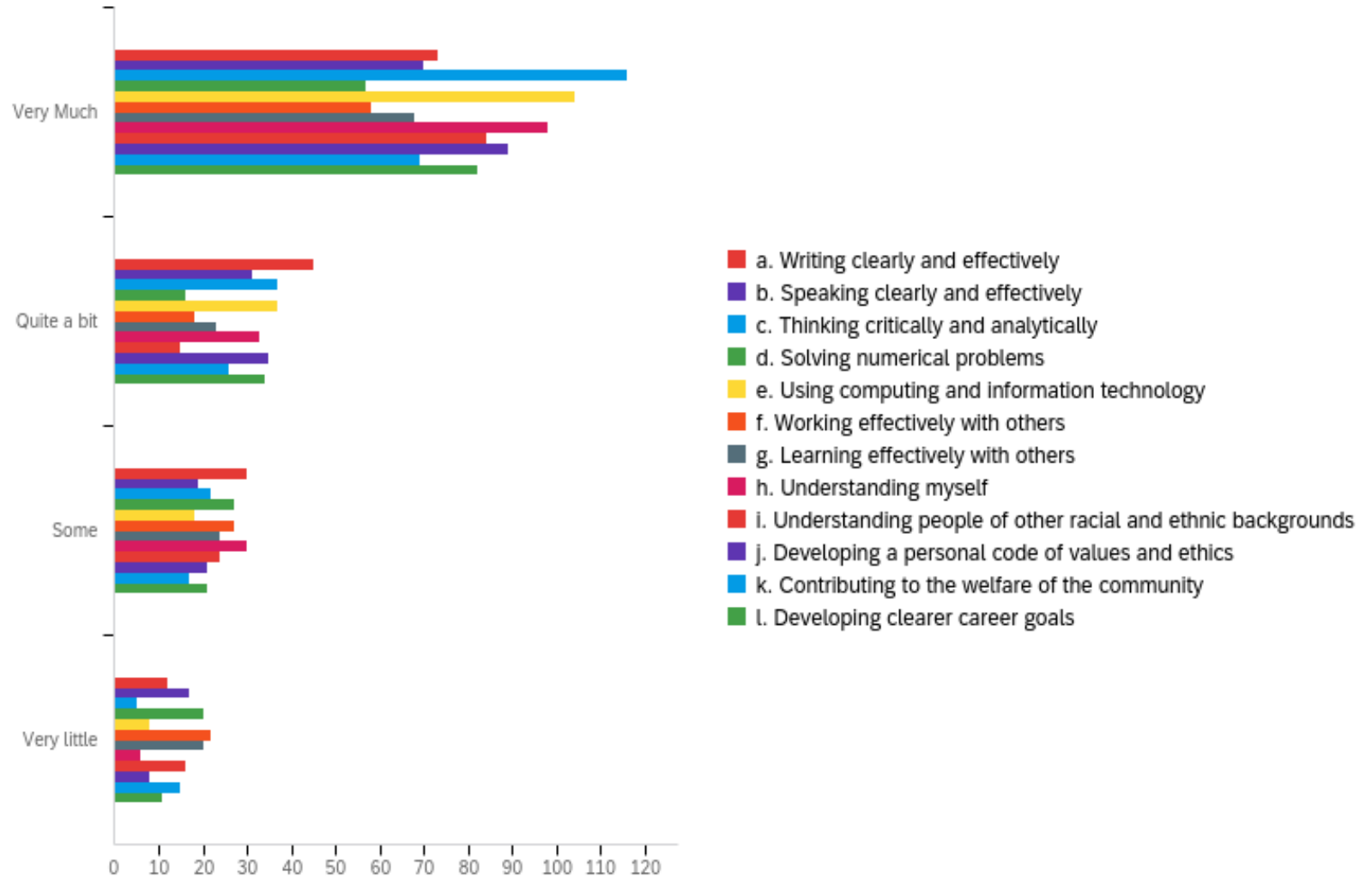
Q2 - During this current semester, how much has this course, [Field-Course] [Field-Title], emphasized the following?

#	Question	Very Much		Quite a bit		Some		Very little		Total
1	a. Memorizing facts, ideas, or methods from your courses and reading so that you can repeat them in pretty much the same form	48.91%	90	30.43%	56	11.96%	22	8.70%	16	184
2	b. Analyzing the basic elements of an idea, experience, or theory	52.17%	96	29.35%	54	12.50%	23	5.98%	11	184
3	c. Synthesizing and organizing ideas, information, or experiences in new ways	49.46%	91	30.98%	57	12.50%	23	7.07%	13	184

Q2 - During this current semester, how much has this course, [Field-Course] [Field-Title], emphasized the following?

#	Question	Very Much		Quite a bit		Some		Very little		Total
4	d. Making judgments about the value or soundness of information, arguments, or methods	48.37%	89	28.26%	52	13.04%	24	10.33%	19	184
5	e. Applying theories or concepts to practical problems or in new situations	52.72%	97	23.91%	44	11.96%	22	11.41%	21	184
6	f. Using information you have read or heard to perform a new skill	57.07%	105	21.20%	39	11.96%	22	9.78%	18	184

Q3 - During this current semester, to what extent did this course, [Field-Course] [Field-Title], help you develop in the following areas?



Q3 - During this current semester, to what extent did this course, [Field-Course] [Field-Title], help you develop in the following areas?

#	Field	Minimum	Maximum	Mean	Std Deviation	Variance	Count
1	a. Writing clearly and effectively	1.00	4.00	1.88	0.96	0.93	160
2	b. Speaking clearly and effectively	1.00	4.00	1.88	1.06	1.13	137
3	c. Thinking critically and analytically	1.00	4.00	1.53	0.81	0.66	180
4	d. Solving numerical problems	1.00	4.00	2.08	1.17	1.36	120
5	e. Using computing and information technology	1.00	4.00	1.58	0.86	0.75	167

Q3 - During this current semester, to what extent did this course, [Field-Course] [Field-Title], help you develop in the following areas?

#	Field	Minimum	Maximum	Mean	Std Deviation	Variance	Count
6	f. Working effectively with others	1.00	4.00	2.10	1.17	1.37	125
7	g. Learning effectively with others	1.00	4.00	1.97	1.13	1.27	135
8	h. Understanding myself	1.00	4.00	1.66	0.89	0.80	167
9	i. Understanding people of other racial and ethnic backgrounds	1.00	4.00	1.80	1.09	1.20	139
10	j. Developing a personal code of values and ethics	1.00	4.00	1.66	0.90	0.81	153

Q3 - During this current semester, to what extent did this course, [Field-Course] [Field-Title], help you develop in the following areas?

#	Field	Minimum	Maximum	Mean	Std Deviation	Variance	Count
11	k. Contributing to the welfare of the community	1.00	4.00	1.83	1.06	1.12	127
12	l. Developing clearer career goals	1.00	4.00	1.74	0.96	0.92	148

Q3 - During this current semester, to what extent did this course, [Field-Course] [Field-Title], help you develop in the following areas?

#	Question	Very Much		Quite a bit		Some		Very little		Total
1	a. Writing clearly and effectively	45.63%	73	28.13%	45	18.75%	30	7.50%	12	160
2	b. Speaking clearly and effectively	51.09%	70	22.63%	31	13.87%	19	12.41%	17	137
3	c. Thinking critically and analytically	64.44%	116	20.56%	37	12.22%	22	2.78%	5	180
4	d. Solving numerical problems	47.50%	57	13.33%	16	22.50%	27	16.67%	20	120
5	e. Using computing and information technology	62.28%	104	22.16%	37	10.78%	18	4.79%	8	167

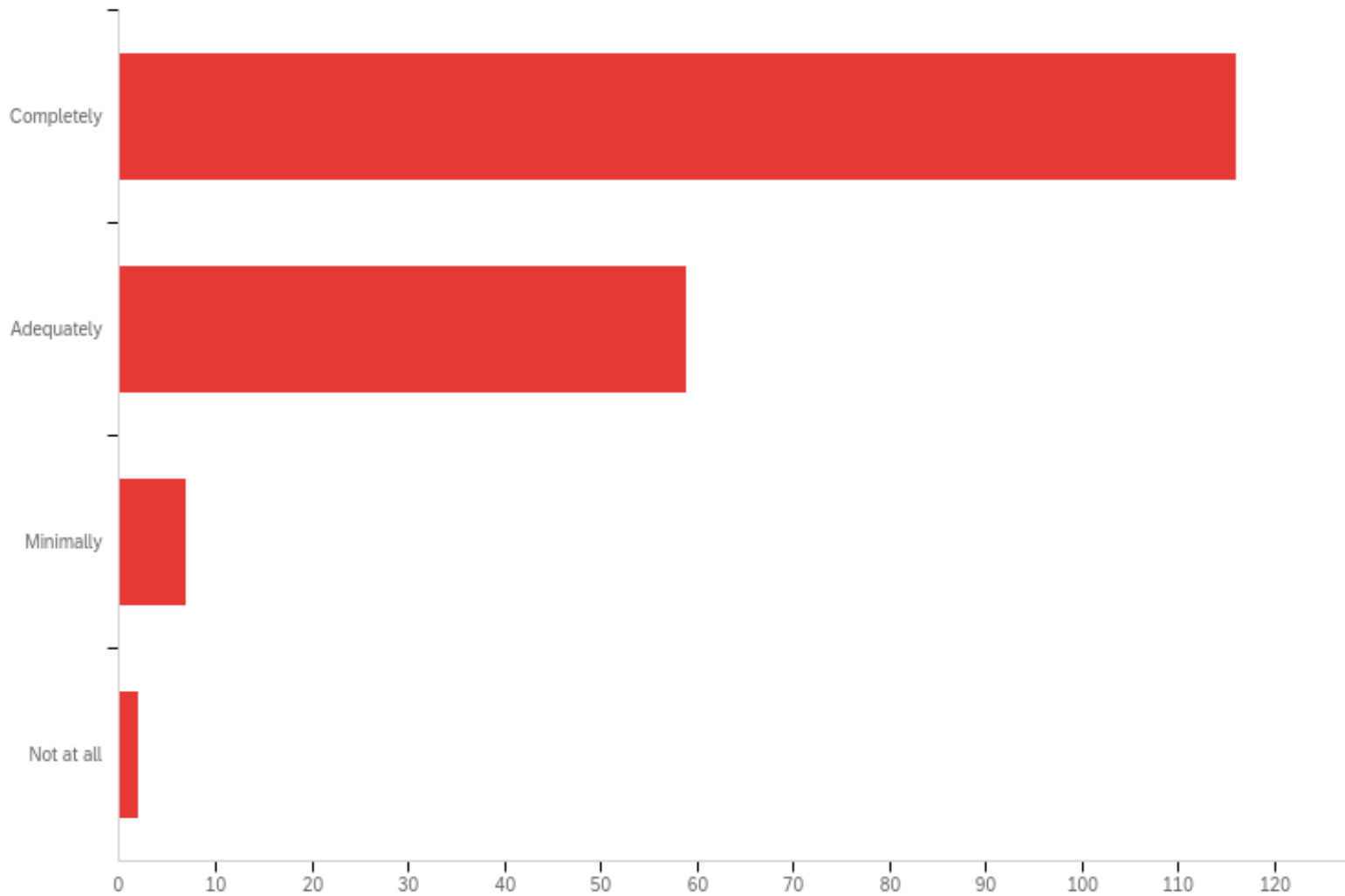
Q3 - During this current semester, to what extent did this course, [Field-Course] [Field-Title], help you develop in the following areas?

#	Question	Very Much	Quite a bit	Some	Very little	Total
6	f. Working effectively with others	46.40% 58	14.40% 18	21.60% 27	17.60% 22	125
7	g. Learning effectively with others	50.37% 68	17.04% 23	17.78% 24	14.81% 20	135
8	h. Understanding myself	58.68% 98	19.76% 33	17.96% 30	3.59% 6	167
9	i. Understanding people of other racial and ethnic backgrounds	60.43% 84	10.79% 15	17.27% 24	11.51% 16	139
10	j. Developing a personal code of values and ethics	58.17% 89	22.88% 35	13.73% 21	5.23% 8	153

Q3 - During this current semester, to what extent did this course, [Field-Course] [Field-Title], help you develop in the following areas?

#	Question	Very Much	Quite a bit	Some	Very little	Total
11	k. Contributing to the welfare of the community	54.33% 69	20.47% 26	13.39% 17	11.81% 15	127
12	l. Developing clearer career goals	55.41% 82	22.97% 34	14.19% 21	7.43% 11	148

Q4 - Mark the box that best represents the extent to which you met the learning objectives of [Field-Course] [Field-Title]:



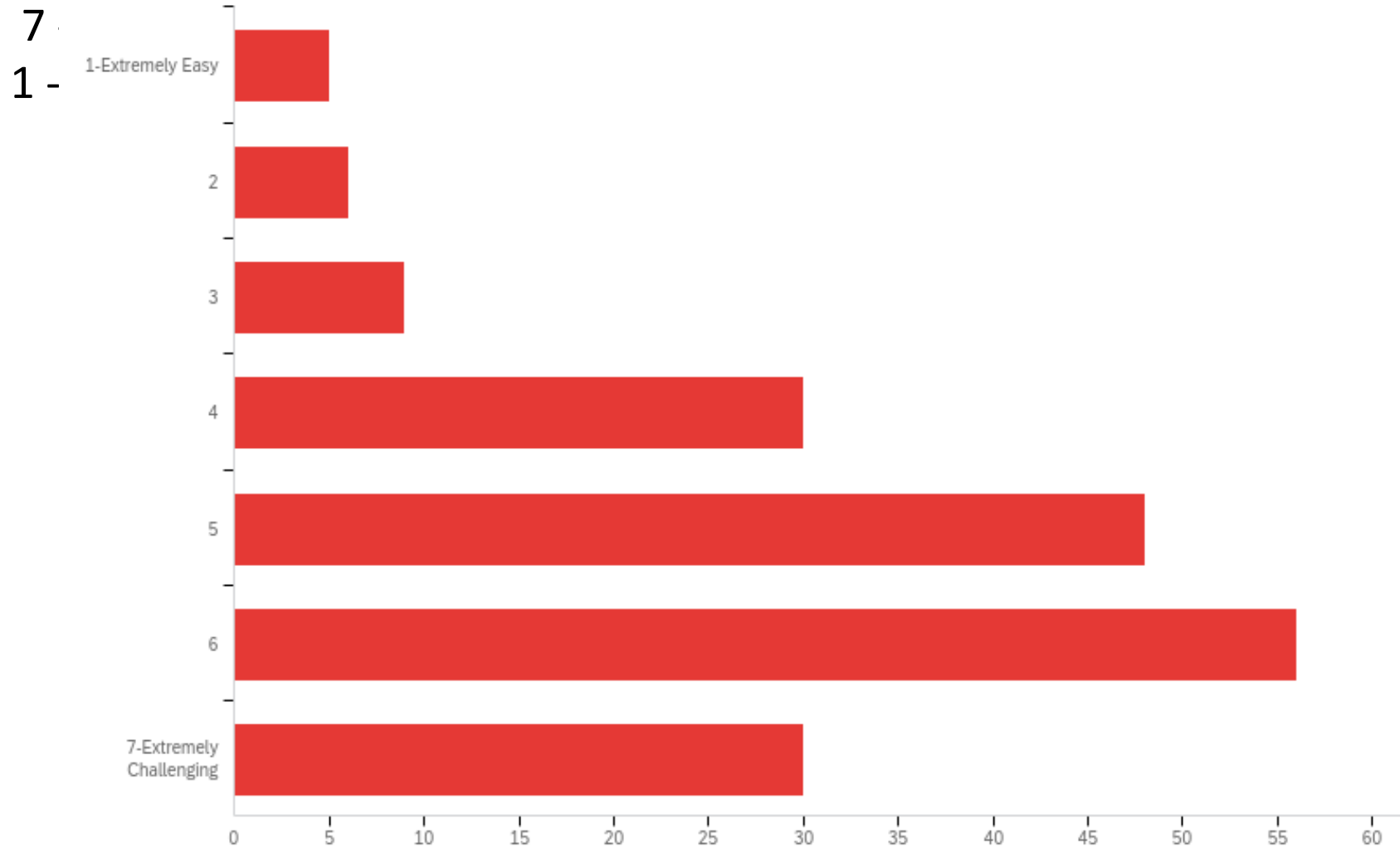
Q4 - Mark the box that best represents the extent to which you met the learning objectives of [Field-Course] [Field-Title]:

#	Field	Minimum	Maximum	Mean	Std Deviation	Variance	Count
1	Mark the box that best represents the extent to which you met the learning objectives of [Field-Course] [Field-Title]:	1.00	4.00	1.43	0.62	0.39	184

Q4 - Mark the box that best represents the extent to which you met the learning objectives of [Field-Course] [Field-Title]:

#	Answer	%	Count
1	Completely	63.04%	116
2	Adequately	32.07%	59
3	Minimally	3.80%	7
4	Not at all	1.09%	2
	Total	100%	184

Q5 - Mark the box that best represents the extent to which [Field-Course] [Field-Title] challenged you to do your best work



Q5 - Mark the box that best represents the extent to which [Field-Course] [Field-Title] challenged you to do your best work

7 - "Extremely Challenging"

1 - "Extremely Easy"

#	Field	Minimum	Maximum	Mean	Std Deviation	Variance	Count
1	Mark the box that best represents the extent to which [Field-Course] [Field-Title] challenged you to do your best work 7 - "Extremely Challenging" 1 - "Extremely Easy"	1.00	7.00	5.16	1.42	2.02	184

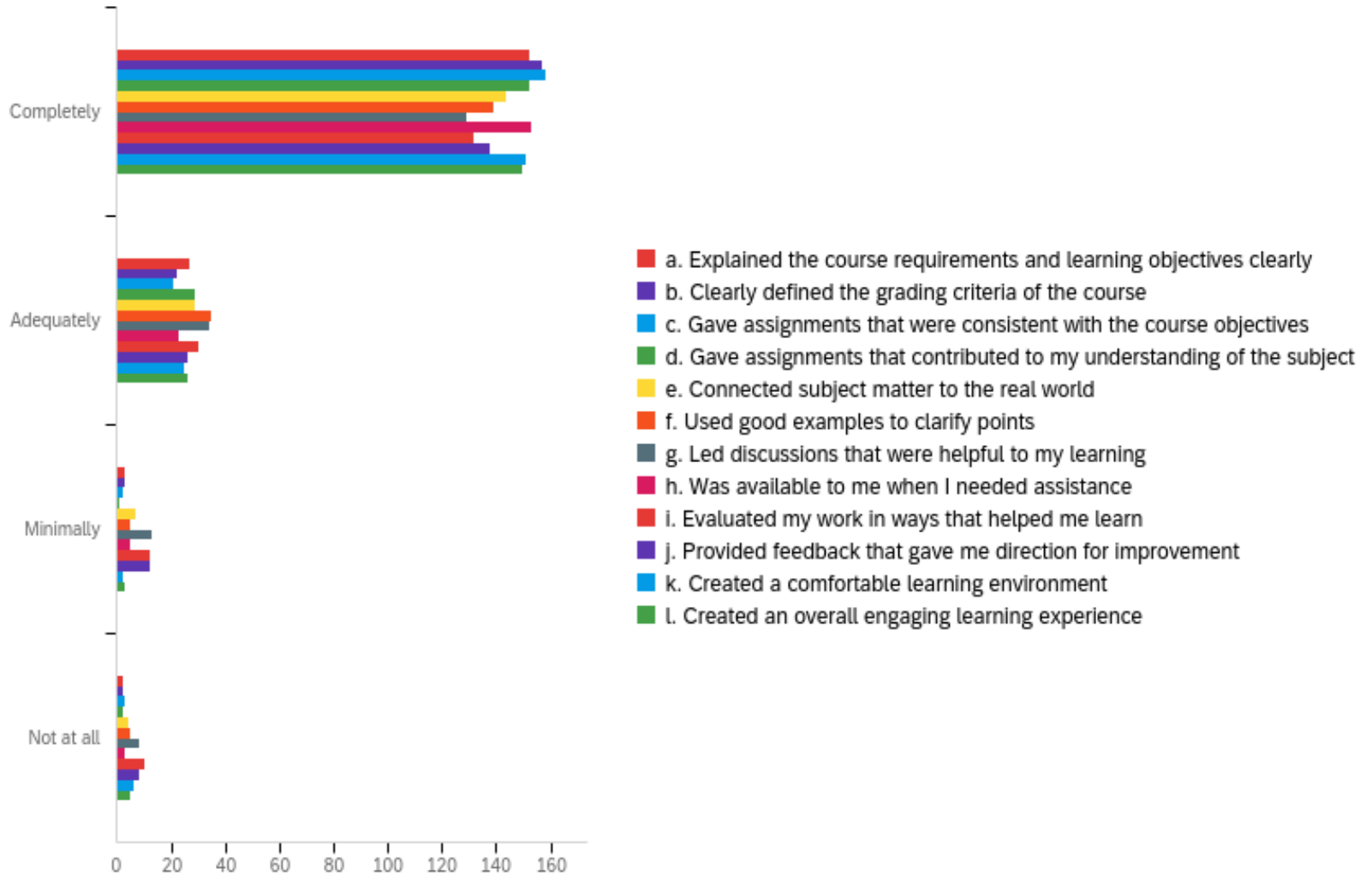
Q5 - Mark the box that best represents the extent to which [Field-Course] [Field-Title] challenged you to do your best work

7 - "Extremely Challenging"

1 - "Extremely Easy"

#	Answer	%	Count
1	1-Extremely Easy	2.72%	5
2	2	3.26%	6
3	3	4.89%	9
4	4	16.30%	30
5	5	26.09%	48
6	6	30.43%	56
7	7-Extremely Challenging	16.30%	30
	Total	100%	184

Q6 - During this current semester, to what extent did this instructor, [Field-Instructor], in this course, [Field-Course] [Field-Title], do the following?



Q6 - During this current semester, to what extent did this instructor, [Field-Instructor], in this course, [Field-Course] [Field-Title], do the following?

#	Field	Minimum	Maximum	Mean	Std Deviation	Variance	Count
1	a. Explained the course requirements and learning objectives clearly	1.00	4.00	1.21	0.51	0.26	184
2	b. Clearly defined the grading criteria of the course	1.00	4.00	1.18	0.50	0.25	184
3	c. Gave assignments that were consistent with the course objectives	1.00	4.00	1.18	0.52	0.27	184

Q6 - During this current semester, to what extent did this instructor, [Field-Instructor], in this course, [Field-Course] [Field-Title], do the following?

#	Field	Minimum	Maximum	Mean	Std Deviation	Variance	Count
4	d. Gave assignments that contributed to my understanding of the subject	1.00	4.00	1.20	0.49	0.24	184
5	e. Connected subject matter to the real world	1.00	4.00	1.30	0.65	0.42	184
6	f. Used good examples to clarify points	1.00	4.00	1.33	0.66	0.44	184
7	g. Led discussions that were helpful to my learning	1.00	4.00	1.46	0.81	0.65	184

Q6 - During this current semester, to what extent did this instructor, [Field-Instructor], in this course, [Field-Course] [Field-Title], do the following?

#	Field	Minimum	Maximum	Mean	Std Deviation	Variance	Count
8	h. Was available to me when I needed assistance	1.00	4.00	1.23	0.57	0.33	184
9	i. Evaluated my work in ways that helped me learn	1.00	4.00	1.46	0.84	0.70	184
10	j. Provided feedback that gave me direction for improvement	1.00	4.00	1.40	0.79	0.63	184
11	k. Created a comfortable learning environment	1.00	4.00	1.26	0.64	0.41	184

Q6 - During this current semester, to what extent did this instructor, [Field-Instructor], in this course, [Field-Course] [Field-Title], do the following?

#	Field	Minimum	Maximum	Mean	Std Deviation	Variance	Count
12	I. Created an overall engaging learning experience	1.00	4.00	1.26	0.62	0.39	184

Q6 - During this current semester, to what extent did this instructor, [Field-Instructor], in this course, [Field-Course] [Field-Title], do the following?

#	Question	Completely		Adequately		Minimally		Not at all		Total
1	a. Explained the course requirements and learning objectives clearly	82.61%	152	14.67%	27	1.63%	3	1.09%	2	184
2	b. Clearly defined the grading criteria of the course	85.33%	157	11.96%	22	1.63%	3	1.09%	2	184
3	c. Gave assignments that were consistent with the course objectives	85.87%	158	11.41%	21	1.09%	2	1.63%	3	184

Q6 - During this current semester, to what extent did this instructor, [Field-Instructor], in this course, [Field-Course] [Field-Title], do the following?

#	Question	Completely		Adequately		Minimally		Not at all		Total
4	d. Gave assignments that contributed to my understanding of the subject	82.61%	152	15.76%	29	0.54%	1	1.09%	2	184
5	e. Connected subject matter to the real world	78.26%	144	15.76%	29	3.80%	7	2.17%	4	184
6	f. Used good examples to clarify points	75.54%	139	19.02%	35	2.72%	5	2.72%	5	184
7	g. Led discussions that were helpful to my learning	70.11%	129	18.48%	34	7.07%	13	4.35%	8	184

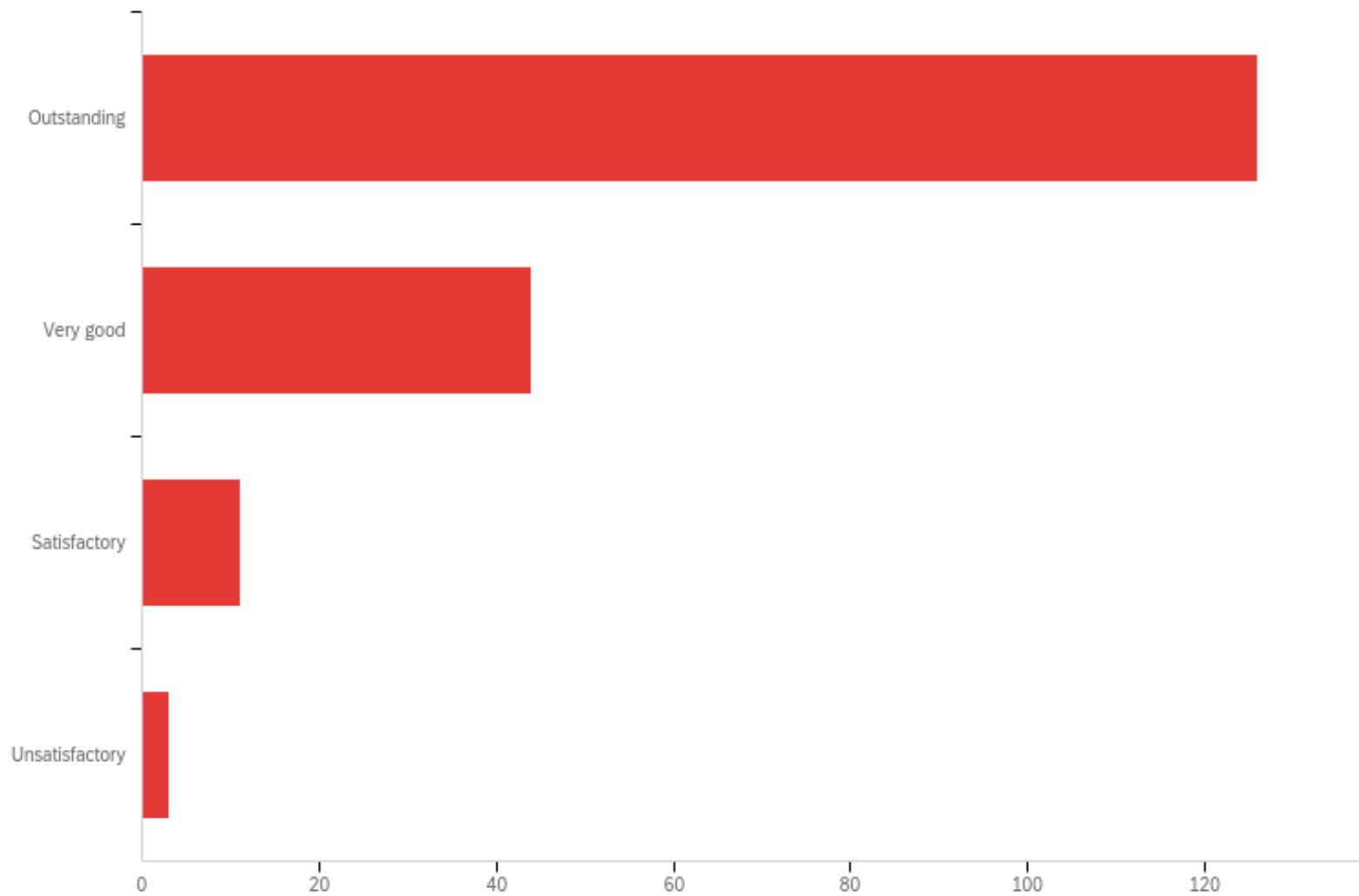
Q6 - During this current semester, to what extent did this instructor, [Field-Instructor], in this course, [Field-Course] [Field-Title], do the following?

#	Question	Completely		Adequately		Minimally		Not at all		Total
8	h. Was available to me when I needed assistance	83.15%	153	12.50%	23	2.72%	5	1.63%	3	184
9	i. Evaluated my work in ways that helped me learn	71.74%	132	16.30%	30	6.52%	12	5.43%	10	184
10	j. Provided feedback that gave me direction for improvement	75.00%	138	14.13%	26	6.52%	12	4.35%	8	184
11	k. Created a comfortable learning environment	82.07%	151	13.59%	25	1.09%	2	3.26%	6	184

Q6 - During this current semester, to what extent did this instructor, [Field-Instructor], in this course, [Field-Course] [Field-Title], do the following?

#	Question	Completely	Adequately	Minimally	Not at all	Total				
12	I. Created an overall engaging learning experience	81.52%	150	14.13%	26	1.63%	3	2.72%	5	184

Q7 - My overall rating of this instructor, [Field-Instructor], is:



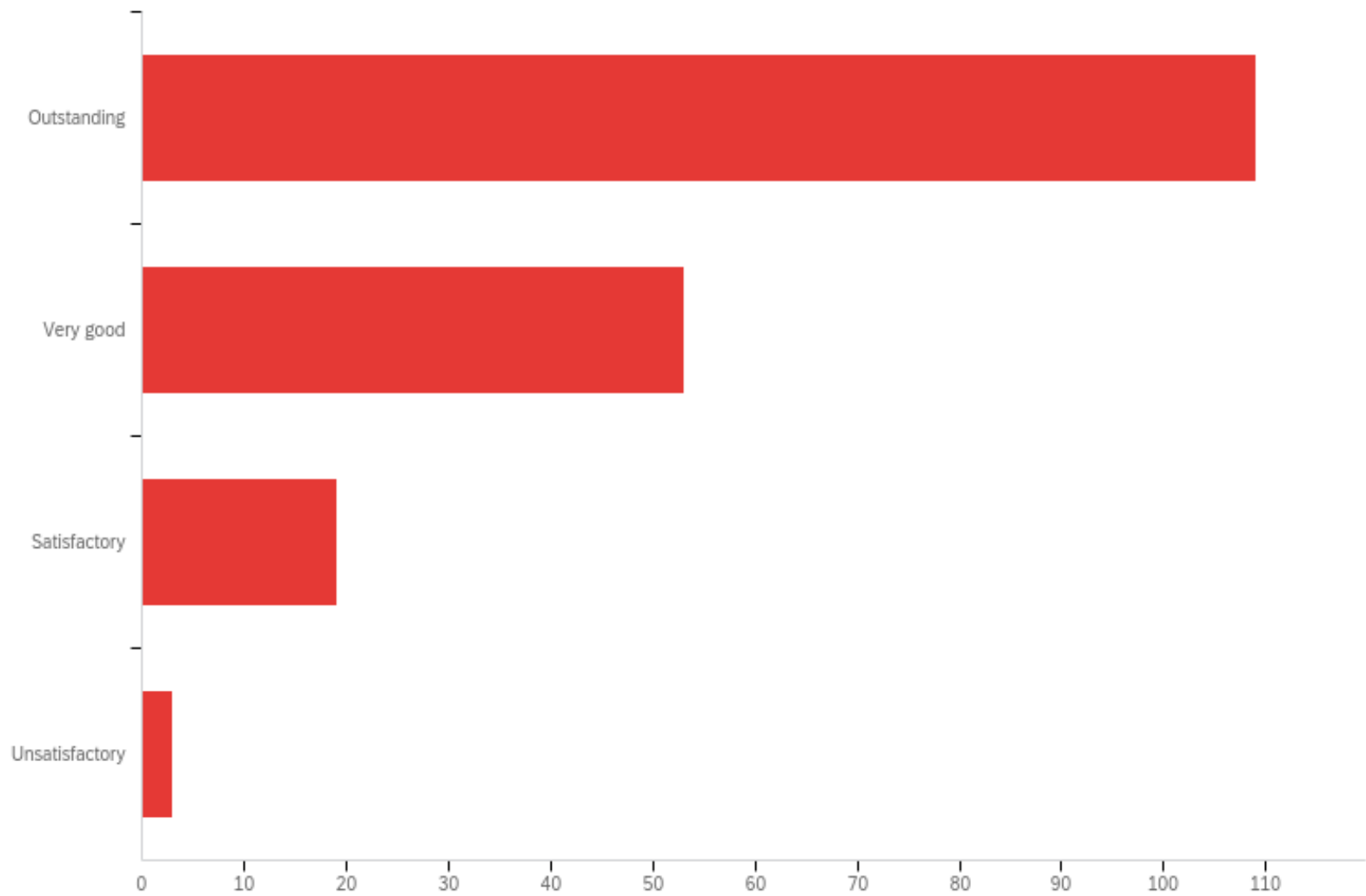
Q7 - My overall rating of this instructor, [Field-Instructor], is:

#	Field	Minimum	Maximum	Mean	Std Deviation	Variance	Count
1	My overall rating of this instructor, [Field-Instructor], is:	1.00	4.00	1.41	0.68	0.46	184

Q7 - My overall rating of this instructor, [Field-Instructor], is:

#	Answer	%	Count
1	Outstanding	68.48%	126
2	Very good	23.91%	44
3	Satisfactory	5.98%	11
4	Unsatisfactory	1.63%	3
	Total	100%	184

Q8 - My overall rating of this course, [Field-Course] [Field-Title], is:



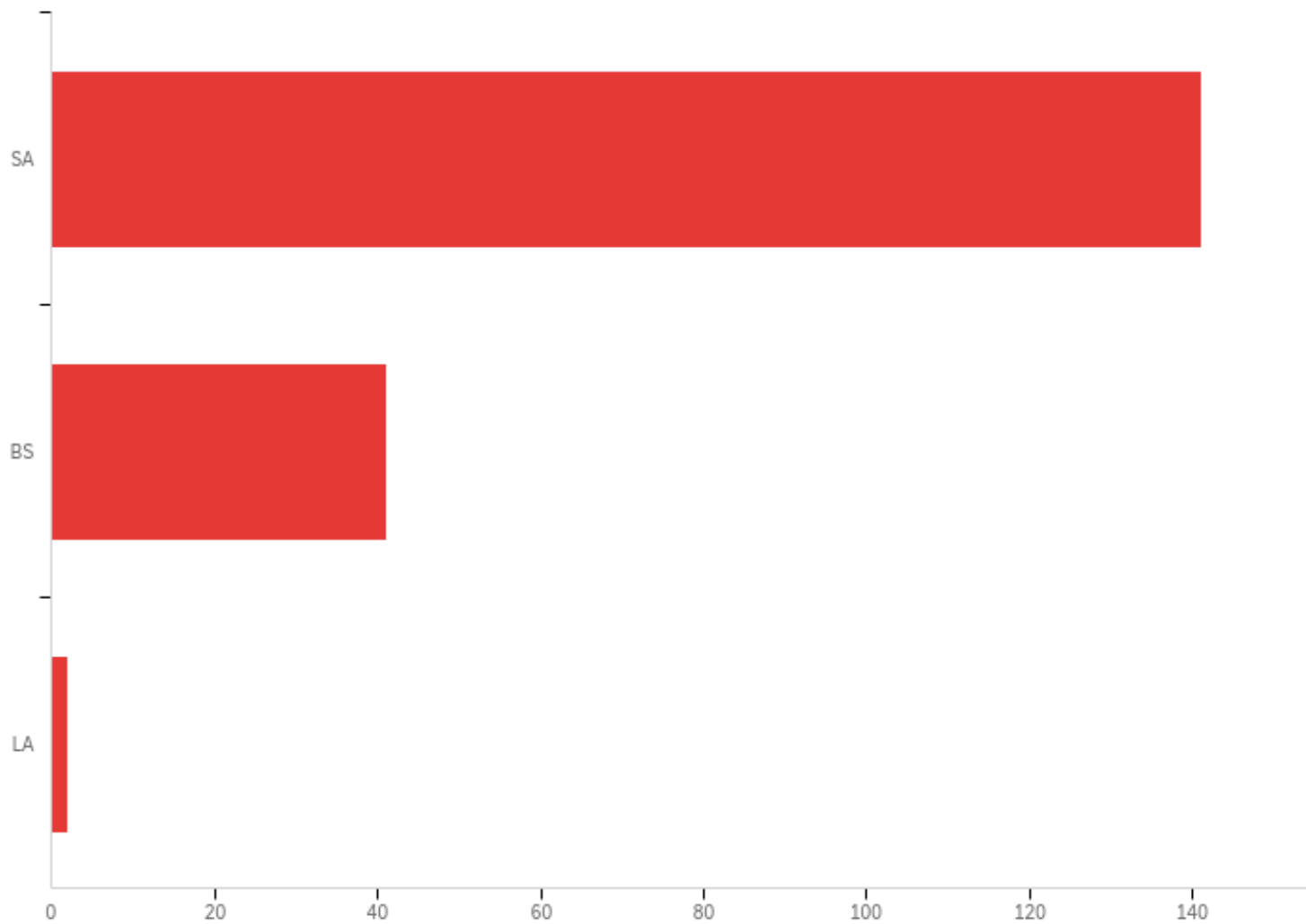
Q8 - My overall rating of this course, [Field-Course] [Field-Title], is:

#	Field	Minimum	Maximum	Mean	Std Deviation	Variance	Count
1	My overall rating of this course, [Field-Course] [Field-Title], is:	1.00	4.00	1.54	0.74	0.55	184

Q8 - My overall rating of this course, [Field-Course] [Field-Title], is:

#	Answer	%	Count
1	Outstanding	59.24%	109
2	Very good	28.80%	53
3	Satisfactory	10.33%	19
4	Unsatisfactory	1.63%	3
	Total	100%	184

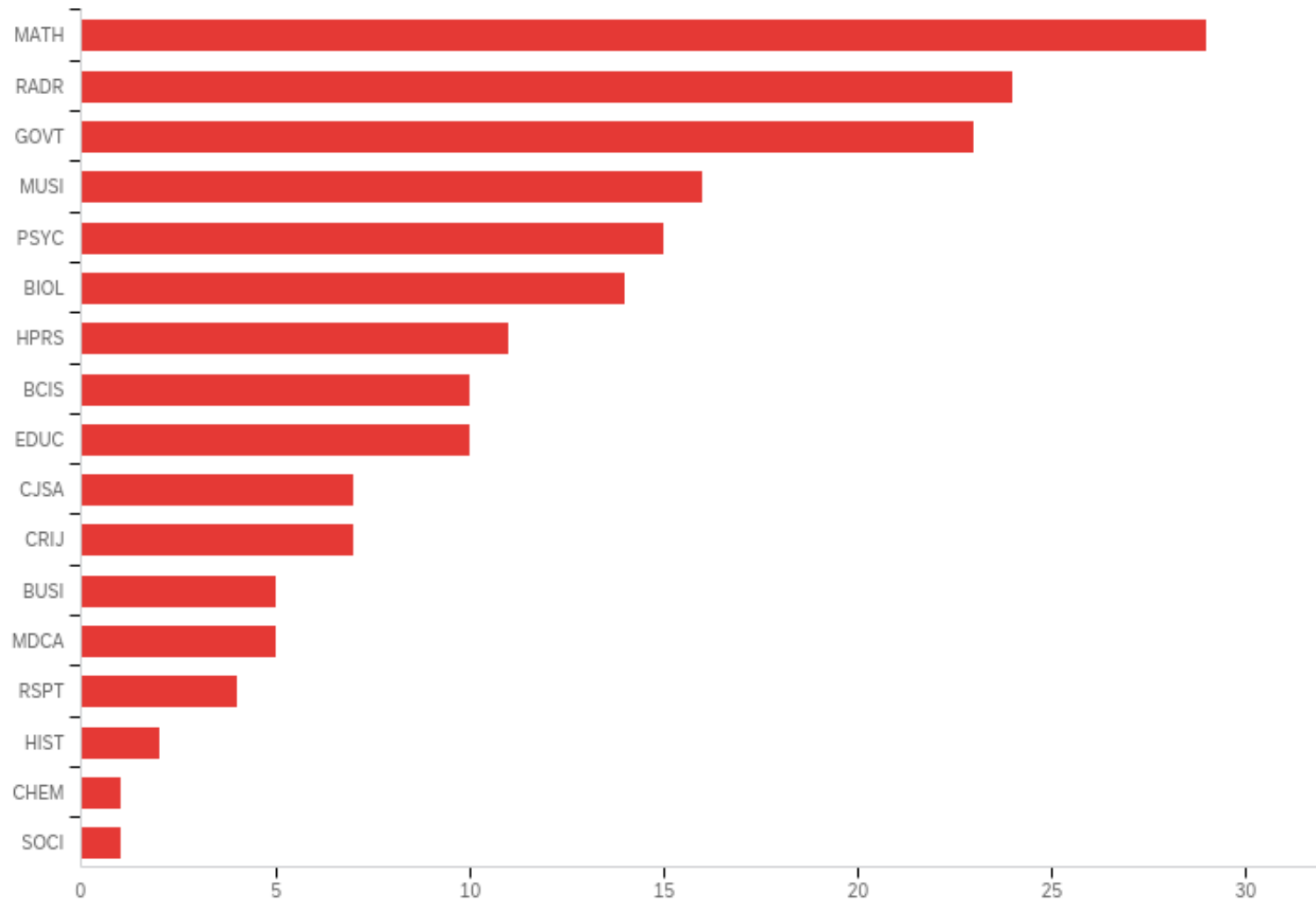
CampusGroup



CampusGroup

#	Answer	%	Count
1	SA	76.63%	141
2	BS	22.28%	41
3	LA	1.09%	2
	Total	100%	184

DEPT



DEPT

Data source misconfigured for this visualization

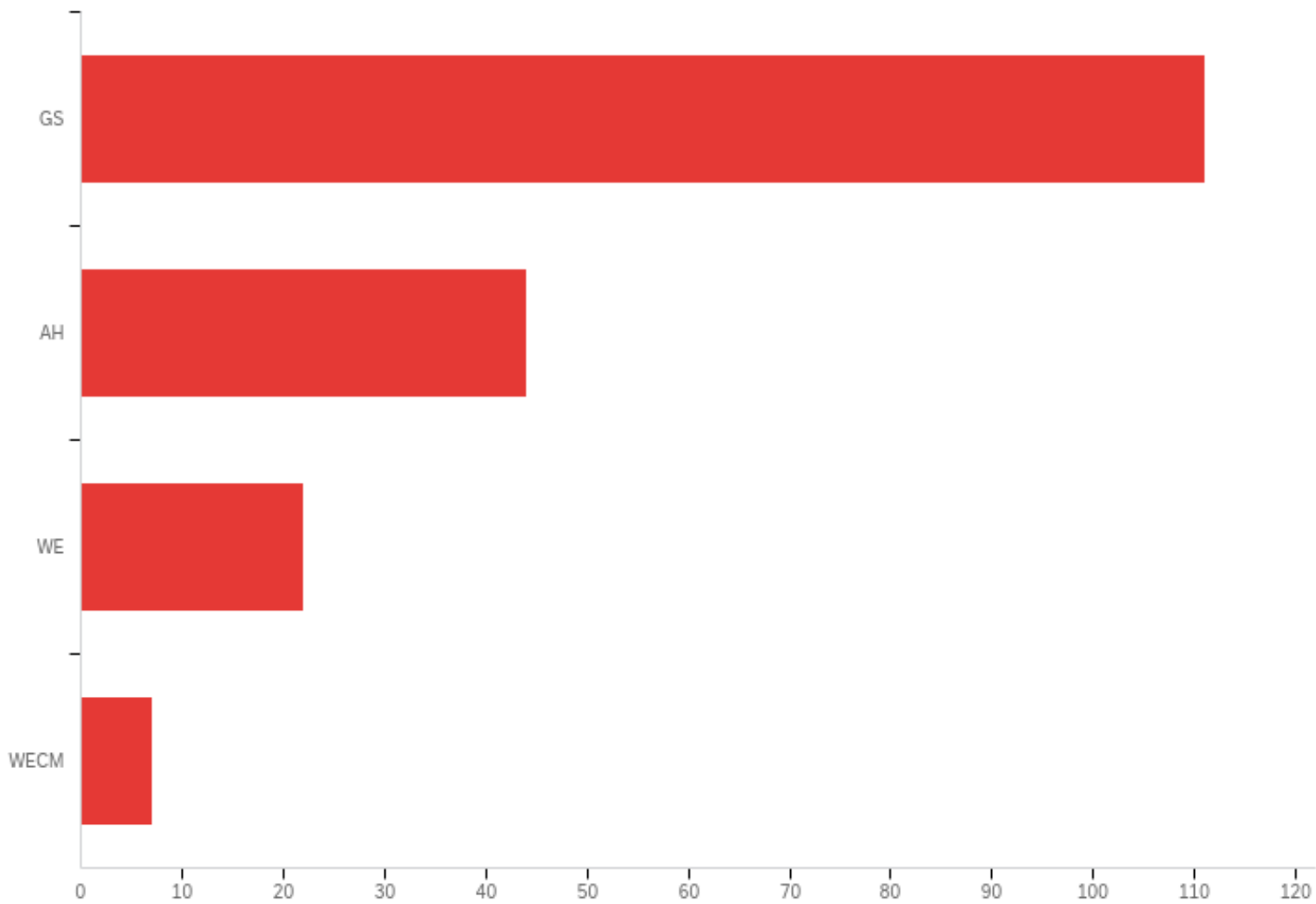
DEPT

#	Answer	%	Count
1	MATH	15.76%	29
2	RADR	13.04%	24
3	GOVT	12.50%	23
4	MUSI	8.70%	16
5	PSYC	8.15%	15
6	BIOL	7.61%	14
7	HPRS	5.98%	11
8	BCIS	5.43%	10
9	EDUC	5.43%	10
10	CJSA	3.80%	7
11	CRIJ	3.80%	7

DEPT

#	Answer	%	Count
12	BUSI	2.72%	5
13	MDCA	2.72%	5
14	RSPT	2.17%	4
15	HIST	1.09%	2
16	CHEM	0.54%	1
17	SOCI	0.54%	1
	Total	100%	184

Div



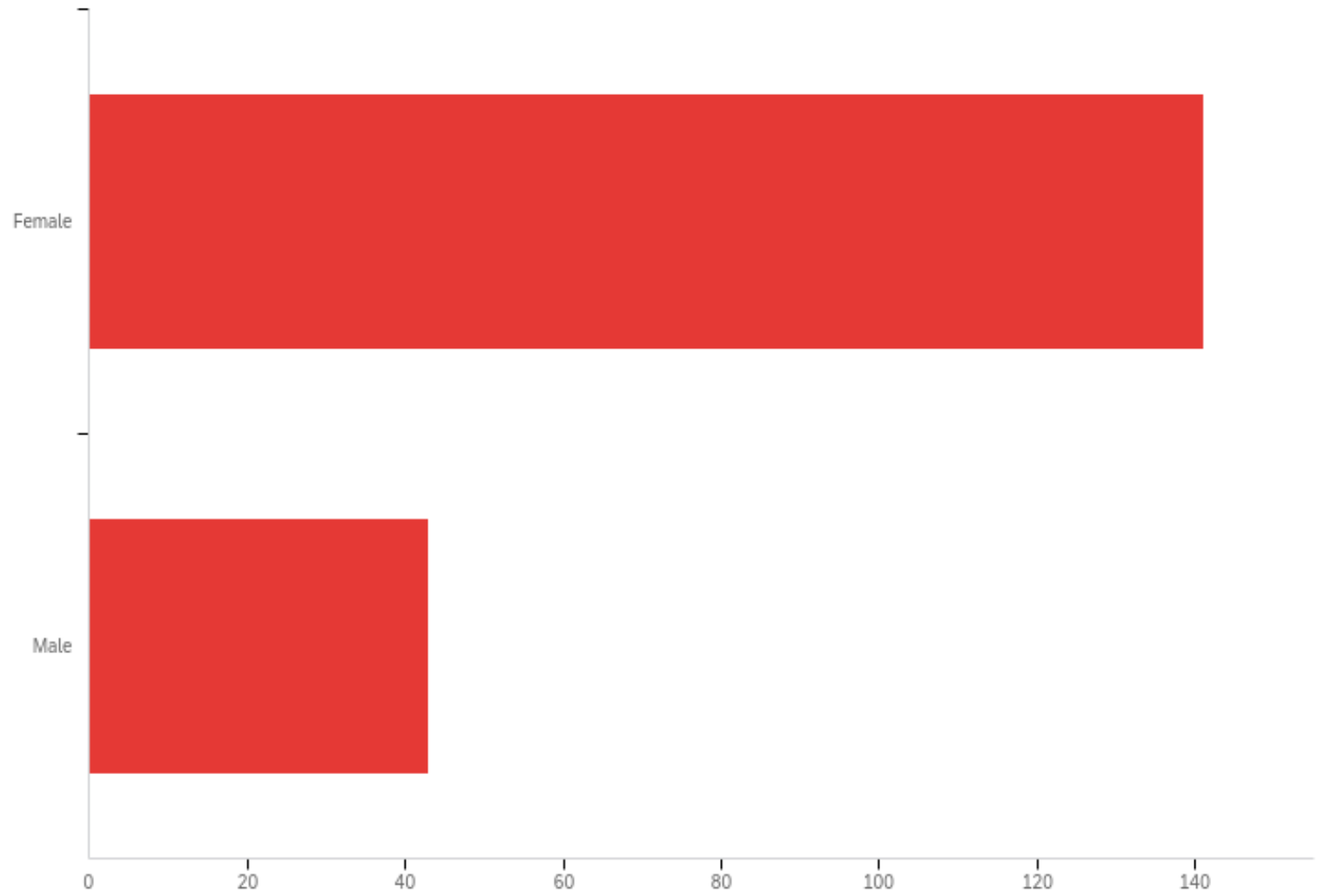
Div

Data source misconfigured for this visualization

Div

#	Answer	%	Count
1	GS	60.33%	111
2	AH	23.91%	44
3	WE	11.96%	22
4	WECM	3.80%	7
	Total	100%	184

Sex



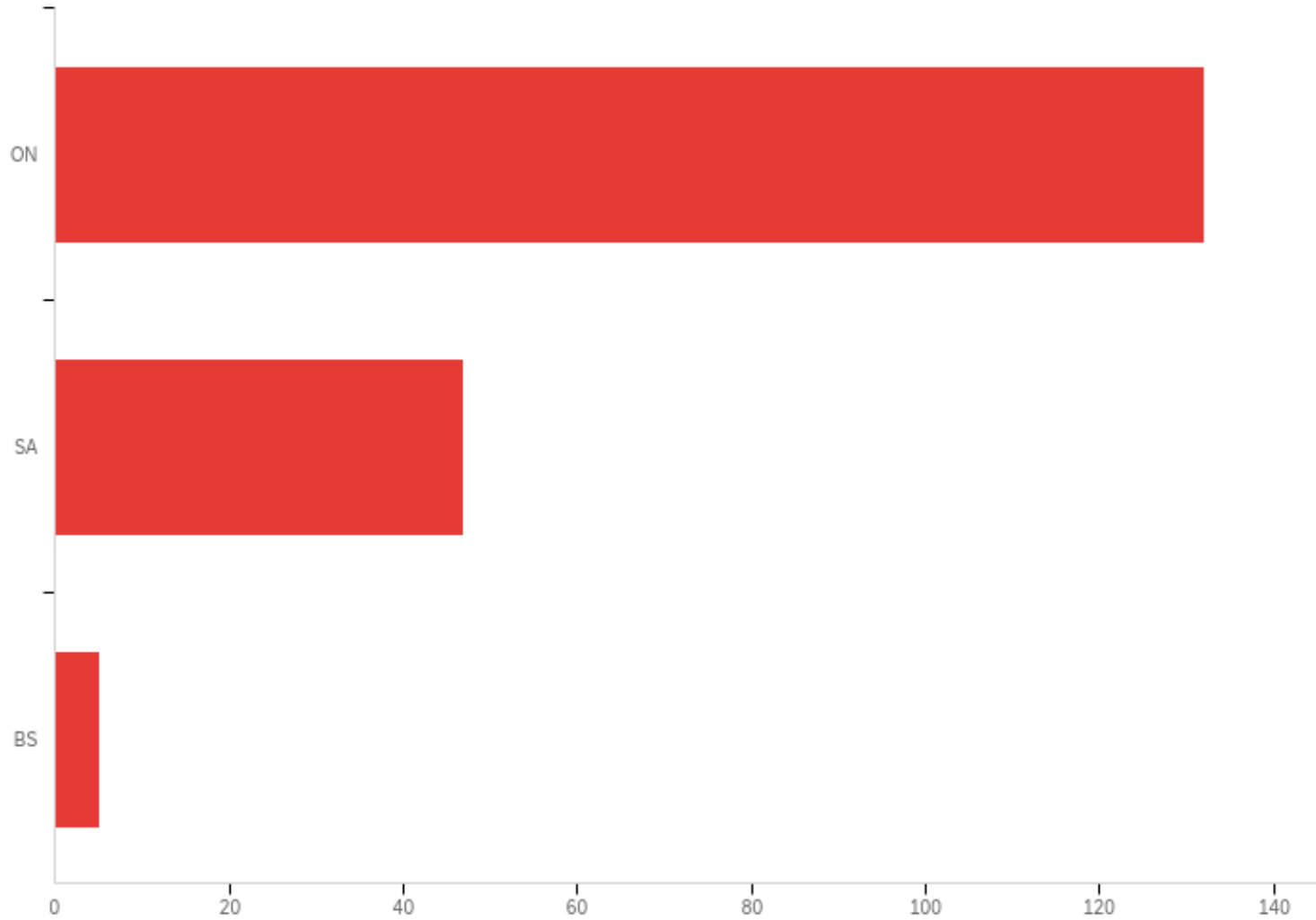
Sex

Data source misconfigured for this visualization

Sex

#	Answer	%	Count
1	Female	76.63%	141
2	Male	23.37%	43
	Total	100%	184

CRSCampusGroup



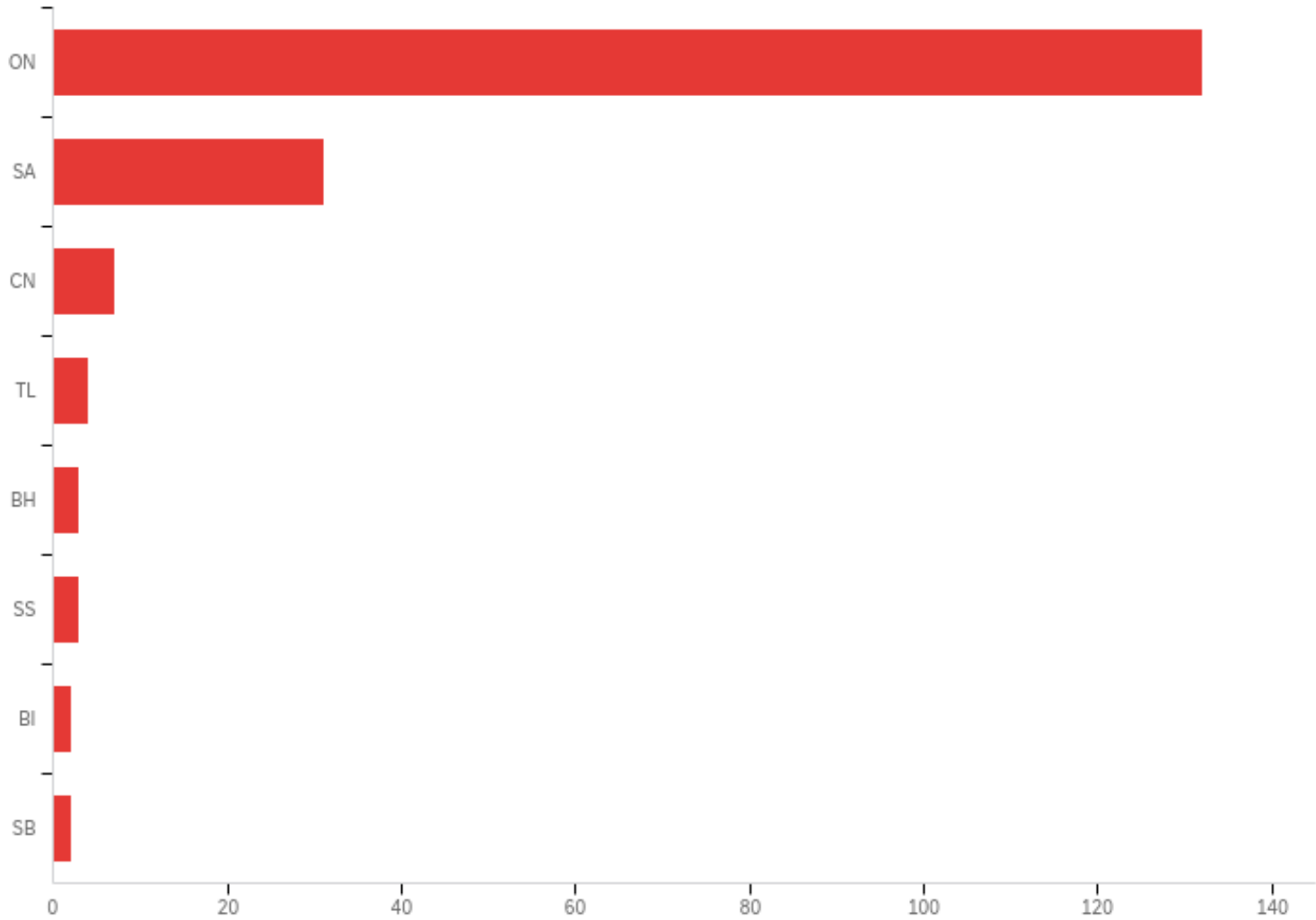
CRSCampusGroup

Data source misconfigured for this visualization

CRSCampusGroup

#	Answer	%	Count
1	ON	71.74%	132
2	SA	25.54%	47
3	BS	2.72%	5
	Total	100%	184

CRSCampus



CRSCampus

Data source misconfigured for this visualization

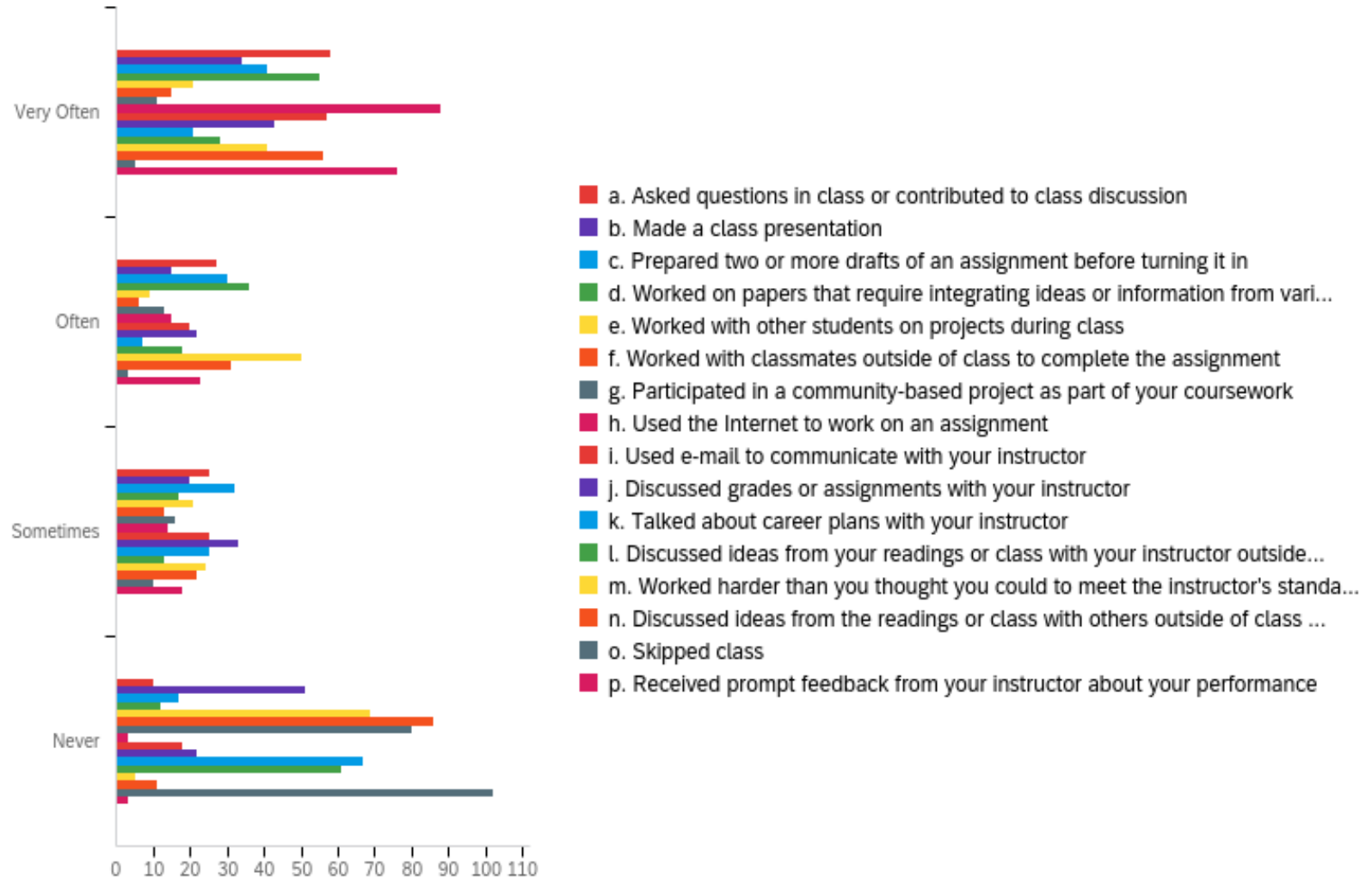
CRSCampus

#	Answer	%	Count
1	ON	71.74%	132
2	SA	16.85%	31
3	CN	3.80%	7
4	TL	2.17%	4
5	BH	1.63%	3
6	SS	1.63%	3
7	BI	1.09%	2
8	SB	1.09%	2
	Total	100%	184

Summer 2 2020

Course Evaluation - Summer II 2020

Q1 - In your experience with this class, [Field-Course] [Field-Title], during the current semester, how often did you do the following?



Q1 - In your experience with this class, [Field-Course] [Field-Title], during the current semester, how often did you do the following?

#	Field	Minimum	Maximum	Mean	Std Deviation	Variance	Count
1	a. Asked questions in class or contributed to class discussion	1.00	4.00	1.89	1.01	1.01	120
2	b. Made a class presentation	1.00	4.00	2.73	1.27	1.61	120
3	c. Prepared two or more drafts of an assignment before turning it in	1.00	4.00	2.21	1.06	1.13	120
4	d. Worked on papers that require integrating ideas or information from various sources	1.00	4.00	1.88	0.99	0.99	120

Q1 - In your experience with this class, [Field-Course] [Field-Title], during the current semester, how often did you do the following?

#	Field	Minimum	Maximum	Mean	Std Deviation	Variance	Count
5	e. Worked with other students on projects during class	1.00	4.00	3.15	1.15	1.33	120
6	f. Worked with classmates outside of class to complete the assignment	1.00	4.00	3.42	1.05	1.09	120
7	g. Participated in a community-based project as part of your coursework	1.00	4.00	3.38	1.00	1.00	120

Q1 - In your experience with this class, [Field-Course] [Field-Title], during the current semester, how often did you do the following?

#	Field	Minimum	Maximum	Mean	Std Deviation	Variance	Count
8	h. Used the Internet to work on an assignment	1.00	4.00	1.43	0.79	0.63	120
9	i. Used e-mail to communicate with your instructor	1.00	4.00	2.03	1.13	1.28	120
10	j. Discussed grades or assignments with your instructor	1.00	4.00	2.28	1.13	1.29	120
11	k. Talked about career plans with your instructor	1.00	4.00	3.15	1.14	1.29	120

Q1 - In your experience with this class, [Field-Course] [Field-Title], during the current semester, how often did you do the following?

#	Field	Minimum	Maximum	Mean	Std Deviation	Variance	Count
12	l. Discussed ideas from your readings or class with your instructor outside of class	1.00	4.00	2.89	1.26	1.58	120
13	m. Worked harder than you thought you could to meet the instructor's standards or expectations	1.00	4.00	1.94	0.84	0.70	120
14	n. Discussed ideas from the readings or class with others outside of class (students, family members, co-workers, etc.)	1.00	4.00	1.90	1.00	1.01	120

Q1 - In your experience with this class, [Field-Course] [Field-Title], during the current semester, how often did you do the following?

#	Field	Minimum	Maximum	Mean	Std Deviation	Variance	Count
15	o. Skipped class	1.00	4.00	3.74	0.70	0.49	120
16	p. Received prompt feedback from your instructor about your performance	1.00	4.00	1.57	0.83	0.70	120

Q1 - In your experience with this class, [Field-Course] [Field-Title], during the current semester, how often did you do the following?

#	Question	Very Often	Often	Sometimes	Never	Total
1	a. Asked questions in class or contributed to class discussion	48.33%	58 22.50%	27 20.83%	25 8.33%	10 120
2	b. Made a class presentation	28.33%	34 12.50%	15 16.67%	20 42.50%	51 120
3	c. Prepared two or more drafts of an assignment before turning it in	34.17%	41 25.00%	30 26.67%	32 14.17%	17 120
4	d. Worked on papers that require integrating ideas or information from various sources	45.83%	55 30.00%	36 14.17%	17 10.00%	12 120

Q1 - In your experience with this class, [Field-Course] [Field-Title], during the current semester, how often did you do the following?

#	Question	Very Often	Often	Sometimes	Never	Total
5	e. Worked with other students on projects during class	17.50% 21	7.50% 9	17.50% 21	57.50% 69	120
6	f. Worked with classmates outside of class to complete the assignment	12.50% 15	5.00% 6	10.83% 13	71.67% 86	120
7	g. Participated in a community-based project as part of your coursework	9.17% 11	10.83% 13	13.33% 16	66.67% 80	120

Q1 - In your experience with this class, [Field-Course] [Field-Title], during the current semester, how often did you do the following?

#	Question	Very Often	Often	Sometimes	Never	Total				
8	h. Used the Internet to work on an assignment	73.33%	88	12.50%	15	11.67%	14	2.50%	3	120
9	i. Used e-mail to communicate with your instructor	47.50%	57	16.67%	20	20.83%	25	15.00%	18	120
10	j. Discussed grades or assignments with your instructor	35.83%	43	18.33%	22	27.50%	33	18.33%	22	120
11	k. Talked about career plans with your instructor	17.50%	21	5.83%	7	20.83%	25	55.83%	67	120

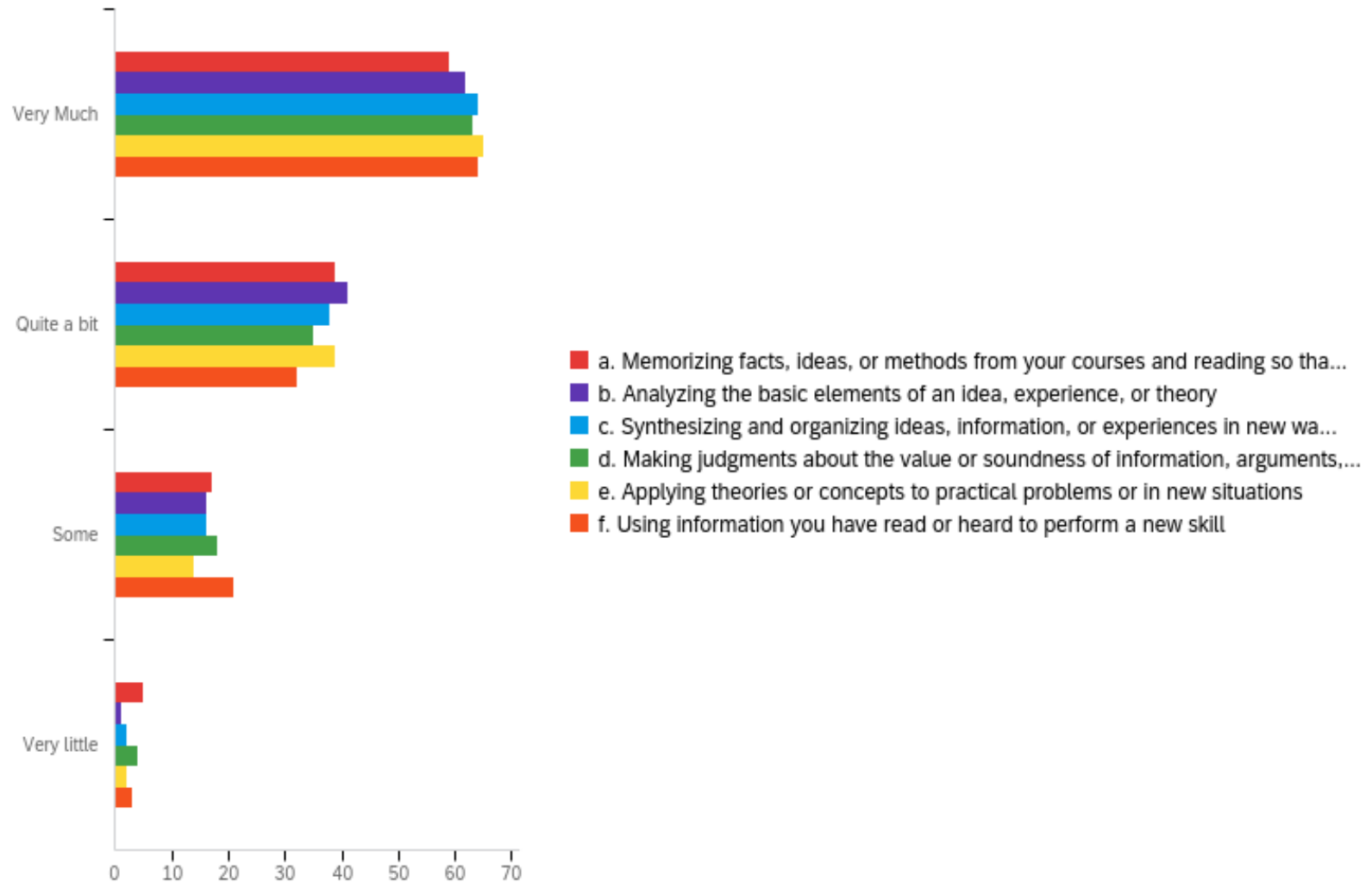
Q1 - In your experience with this class, [Field-Course] [Field-Title], during the current semester, how often did you do the following?

#	Question	Very Often	Often	Sometimes	Never	Total				
12	l. Discussed ideas from your readings or class with your instructor outside of class	23.33%	28	15.00%	18	10.83%	13	50.83%	61	120
13	m. Worked harder than you thought you could to meet the instructor's standards or expectations	34.17%	41	41.67%	50	20.00%	24	4.17%	5	120
14	n. Discussed ideas from the readings or class with others outside of class (students, family members, co-workers, etc.)	46.67%	56	25.83%	31	18.33%	22	9.17%	11	120

Q1 - In your experience with this class, [Field-Course] [Field-Title], during the current semester, how often did you do the following?

#	Question	Very Often	Often	Sometimes	Never	Total				
15	o. Skipped class	4.17%	5	2.50%	3	8.33%	10	85.00%	102	120
16	p. Received prompt feedback from your instructor about your performance	63.33%	76	19.17%	23	15.00%	18	2.50%	3	120

Q2 - During this current semester, how much has this course, [Field-Course] [Field-Title], emphasized the following?



Q2 - During this current semester, how much has this course, [Field-Course] [Field-Title], emphasized the following?

#	Field	Minimum	Maximum	Mean	Std Deviation	Variance	Count
1	a. Memorizing facts, ideas, or methods from your courses and reading so that you can repeat them in pretty much the same form	1.00	4.00	1.73	0.85	0.73	120
2	b. Analyzing the basic elements of an idea, experience, or theory	1.00	4.00	1.63	0.74	0.55	120
3	c. Synthesizing and organizing ideas, information, or experiences in new ways	1.00	4.00	1.63	0.77	0.60	120

Q2 - During this current semester, how much has this course, [Field-Course] [Field-Title], emphasized the following?

#	Field	Minimum	Maximum	Mean	Std Deviation	Variance	Count
4	d. Making judgments about the value or soundness of information, arguments, or methods	1.00	4.00	1.69	0.84	0.71	120
5	e. Applying theories or concepts to practical problems or in new situations	1.00	4.00	1.61	0.76	0.57	120
6	f. Using information you have read or heard to perform a new skill	1.00	4.00	1.69	0.84	0.71	120

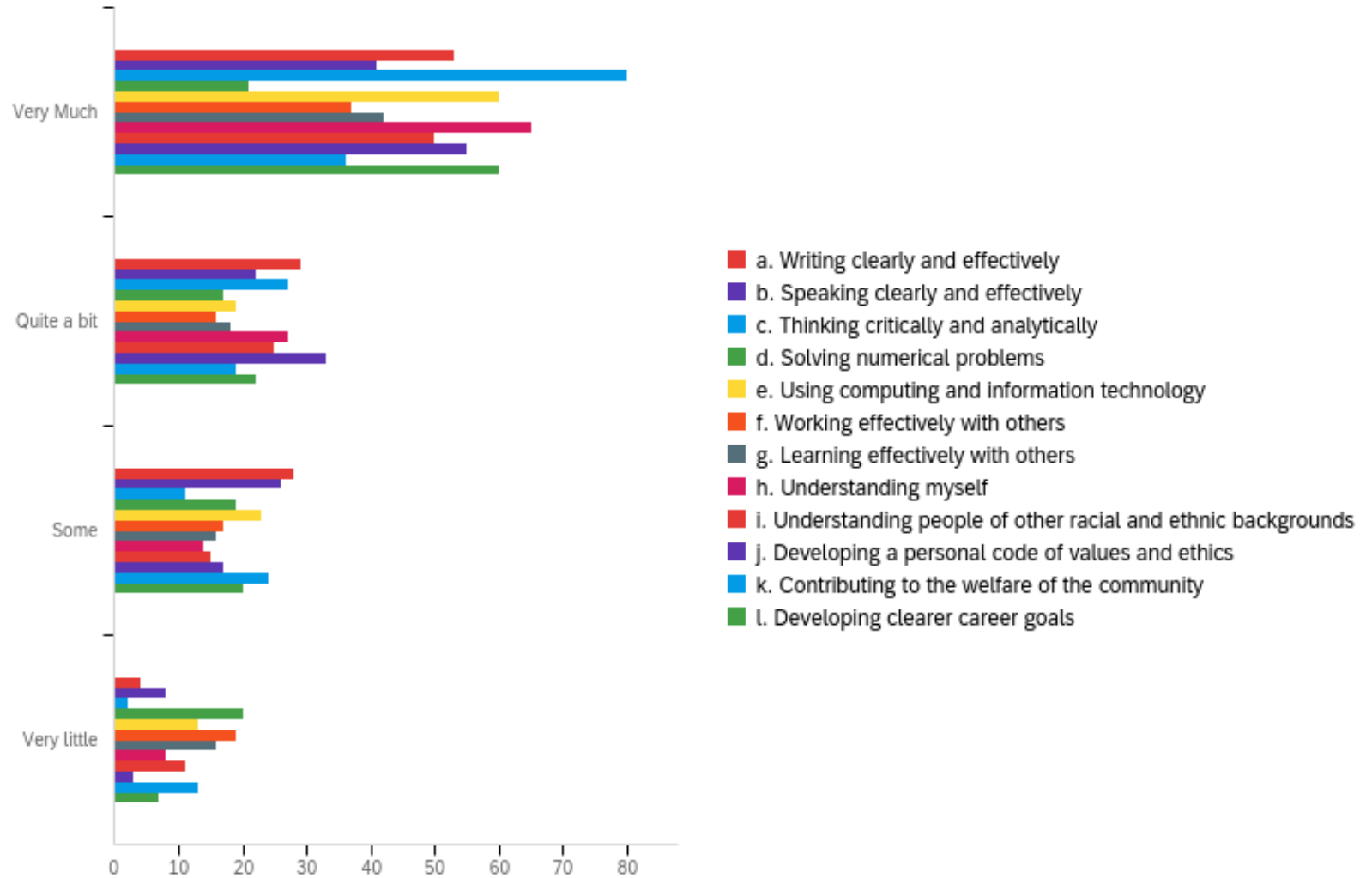
Q2 - During this current semester, how much has this course, [Field-Course] [Field-Title], emphasized the following?

#	Question	Very Much		Quite a bit		Some		Very little		Total
1	a. Memorizing facts, ideas, or methods from your courses and reading so that you can repeat them in pretty much the same form	49.17%	59	32.50%	39	14.17%	17	4.17%	5	120
2	b. Analyzing the basic elements of an idea, experience, or theory	51.67%	62	34.17%	41	13.33%	16	0.83%	1	120
3	c. Synthesizing and organizing ideas, information, or experiences in new ways	53.33%	64	31.67%	38	13.33%	16	1.67%	2	120

Q2 - During this current semester, how much has this course, [Field-Course] [Field-Title], emphasized the following?

#	Question	Very Much		Quite a bit		Some		Very little		Total
4	d. Making judgments about the value or soundness of information, arguments, or methods	52.50%	63	29.17%	35	15.00%	18	3.33%	4	120
5	e. Applying theories or concepts to practical problems or in new situations	54.17%	65	32.50%	39	11.67%	14	1.67%	2	120
6	f. Using information you have read or heard to perform a new skill	53.33%	64	26.67%	32	17.50%	21	2.50%	3	120

Q3 - During this current semester, to what extent did this course, [Field-Course] [Field-Title], help you develop in the following areas?



Q3 - During this current semester, to what extent did this course, [Field-Course] [Field-Title], help you develop in the following areas?

#	Field	Minimum	Maximum	Mean	Std Deviation	Variance	Count
1	a. Writing clearly and effectively	1.00	4.00	1.85	0.91	0.83	114
2	b. Speaking clearly and effectively	1.00	4.00	2.01	1.01	1.02	97
3	c. Thinking critically and analytically	1.00	4.00	1.46	0.73	0.53	120
4	d. Solving numerical problems	1.00	4.00	2.49	1.15	1.31	77
5	e. Using computing and information technology	1.00	4.00	1.90	1.08	1.16	115

Q3 - During this current semester, to what extent did this course, [Field-Course] [Field-Title], help you develop in the following areas?

#	Field	Minimum	Maximum	Mean	Std Deviation	Variance	Count
6	f. Working effectively with others	1.00	4.00	2.20	1.19	1.42	89
7	g. Learning effectively with others	1.00	4.00	2.07	1.15	1.32	92
8	h. Understanding myself	1.00	4.00	1.69	0.94	0.88	114
9	i. Understanding people of other racial and ethnic backgrounds	1.00	4.00	1.87	1.03	1.06	101
10	j. Developing a personal code of values and ethics	1.00	4.00	1.70	0.83	0.69	108

Q3 - During this current semester, to what extent did this course, [Field-Course] [Field-Title], help you develop in the following areas?

#	Field	Minimum	Maximum	Mean	Std Deviation	Variance	Count
11	k. Contributing to the welfare of the community	1.00	4.00	2.15	1.09	1.19	92
12	l. Developing clearer career goals	1.00	4.00	1.76	0.97	0.93	109

Q3 - During this current semester, to what extent did this course, [Field-Course] [Field-Title], help you develop in the following areas?

#	Question	Very Much		Quite a bit		Some		Very little		Total
1	a. Writing clearly and effectively	46.49%	53	25.44%	29	24.56%	28	3.51%	4	114
2	b. Speaking clearly and effectively	42.27%	41	22.68%	22	26.80%	26	8.25%	8	97
3	c. Thinking critically and analytically	66.67%	80	22.50%	27	9.17%	11	1.67%	2	120
4	d. Solving numerical problems	27.27%	21	22.08%	17	24.68%	19	25.97%	20	77
5	e. Using computing and information technology	52.17%	60	16.52%	19	20.00%	23	11.30%	13	115

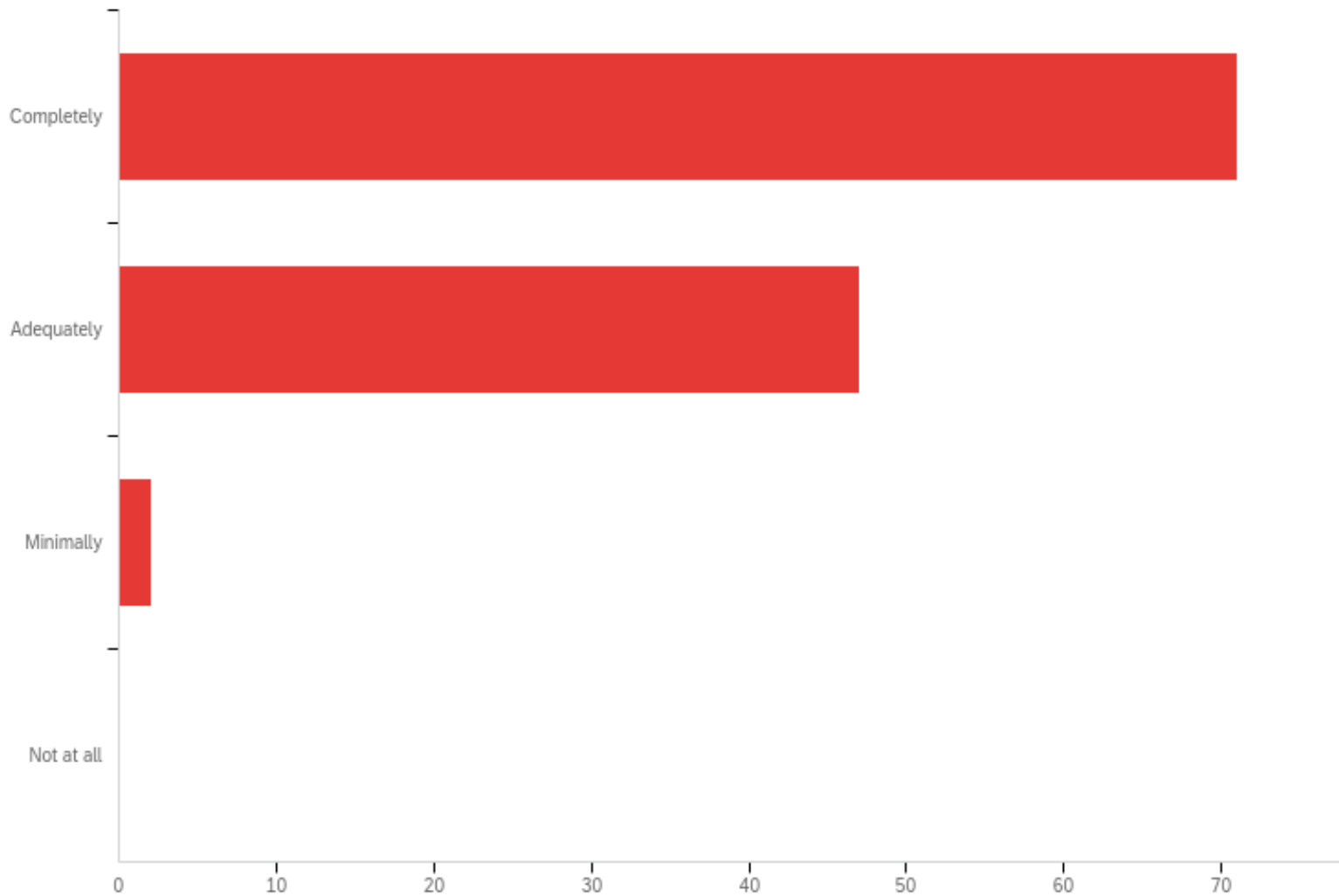
Q3 - During this current semester, to what extent did this course, [Field-Course] [Field-Title], help you develop in the following areas?

#	Question	Very Much		Quite a bit		Some		Very little		Total
6	f. Working effectively with others	41.57%	37	17.98%	16	19.10%	17	21.35%	19	89
7	g. Learning effectively with others	45.65%	42	19.57%	18	17.39%	16	17.39%	16	92
8	h. Understanding myself	57.02%	65	23.68%	27	12.28%	14	7.02%	8	114
9	i. Understanding people of other racial and ethnic backgrounds	49.50%	50	24.75%	25	14.85%	15	10.89%	11	101
10	j. Developing a personal code of values and ethics	50.93%	55	30.56%	33	15.74%	17	2.78%	3	108

Q3 - During this current semester, to what extent did this course, [Field-Course] [Field-Title], help you develop in the following areas?

#	Question	Very Much		Quite a bit		Some		Very little		Total
11	k. Contributing to the welfare of the community	39.13%	36	20.65%	19	26.09%	24	14.13%	13	92
12	l. Developing clearer career goals	55.05%	60	20.18%	22	18.35%	20	6.42%	7	109

Q4 - Mark the box that best represents the extent to which you met the learning objectives of [Field-Course] [Field-Title]:



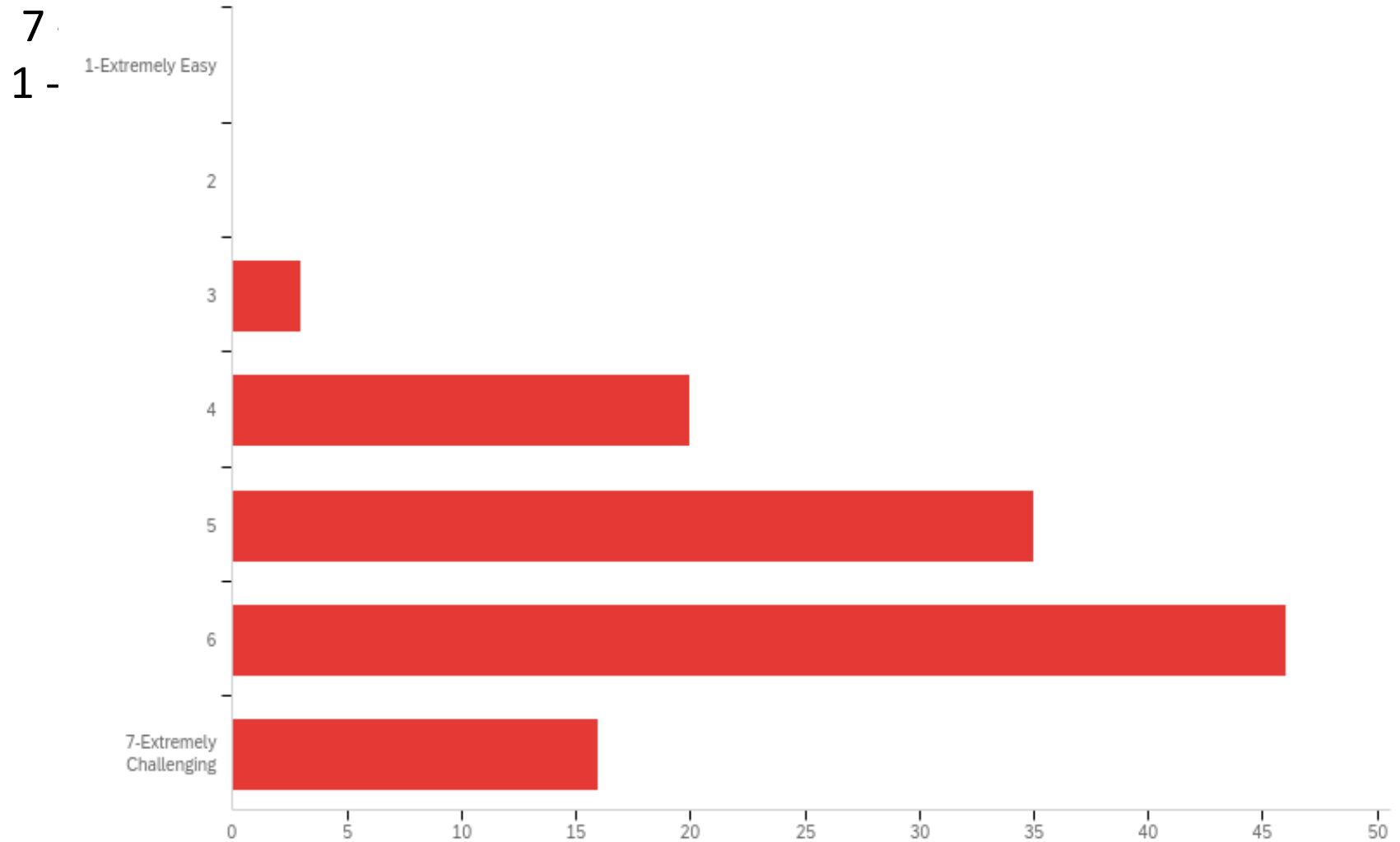
Q4 - Mark the box that best represents the extent to which you met the learning objectives of [Field-Course] [Field-Title]:

#	Field	Minimum	Maximum	Mean	Std Deviation	Variance	Count
1	Mark the box that best represents the extent to which you met the learning objectives of [Field-Course] [Field-Title]:	1.00	3.00	1.43	0.53	0.28	120

Q4 - Mark the box that best represents the extent to which you met the learning objectives of [Field-Course] [Field-Title]:

#	Answer	%	Count
1	Completely	59.17%	71
2	Adequately	39.17%	47
3	Minimally	1.67%	2
4	Not at all	0.00%	0
	Total	100%	120

Q5 - Mark the box that best represents the extent to which [Field-Course] [Field-Title] challenged you to do your best work



Q5 - Mark the box that best represents the extent to which [Field-Course] [Field-Title] challenged you to do your best work

7 - "Extremely Challenging"

1 - "Extremely Easy"

#	Field	Minimum	Maximum	Mean	Std Deviation	Variance	Count
1	Mark the box that best represents the extent to which [Field-Course] [Field-Title] challenged you to do your best work 7 - "Extremely Challenging" 1 - "Extremely Easy"	3.00	7.00	5.43	1.00	1.00	120

Q5 - Mark the box that best represents the extent to which [Field-Course] [Field-Title] challenged you to do your best work

7 - "Extremely Challenging"

1 - "Extremely Easy"

#	Answer	%	Count
1	1-Extremely Easy	0.00%	0
2	2	0.00%	0
3	3	2.50%	3
4	4	16.67%	20
5	5	29.17%	35
6	6	38.33%	46
7	7-Extremely Challenging	13.33%	16
	Total	100%	120

Q6 - During this current semester, to what extent did this instructor, [Field-Instructor], in this course, [Field-Course] [Field-Title], do the following?

#	Field	Minimum	Maximum	Mean	Std Deviation	Variance	Count
1	a. Explained the course requirements and learning objectives clearly	1.00	3.00	1.23	0.47	0.22	120
2	b. Clearly defined the grading criteria of the course	1.00	3.00	1.19	0.45	0.20	120
3	c. Gave assignments that were consistent with the course objectives	1.00	3.00	1.17	0.41	0.17	120

Q6 - During this current semester, to what extent did this instructor, [Field-Instructor], in this course, [Field-Course] [Field-Title], do the following?

#	Field	Minimum	Maximum	Mean	Std Deviation	Variance	Count
4	d. Gave assignments that contributed to my understanding of the subject	1.00	3.00	1.21	0.48	0.23	120
5	e. Connected subject matter to the real world	1.00	4.00	1.25	0.54	0.29	120
6	f. Used good examples to clarify points	1.00	4.00	1.42	0.78	0.61	120
7	g. Led discussions that were helpful to my learning	1.00	4.00	1.48	0.81	0.65	120

Q6 - During this current semester, to what extent did this instructor, [Field-Instructor], in this course, [Field-Course] [Field-Title], do the following?

#	Field	Minimum	Maximum	Mean	Std Deviation	Variance	Count
8	h. Was available to me when I needed assistance	1.00	4.00	1.31	0.67	0.45	120
9	i. Evaluated my work in ways that helped me learn	1.00	4.00	1.27	0.56	0.32	120
10	j. Provided feedback that gave me direction for improvement	1.00	3.00	1.26	0.52	0.27	120
11	k. Created a comfortable learning environment	1.00	4.00	1.22	0.52	0.27	120

Q6 - During this current semester, to what extent did this instructor, [Field-Instructor], in this course, [Field-Course] [Field-Title], do the following?

#	Field	Minimum	Maximum	Mean	Std Deviation	Variance	Count
12	I. Created an overall engaging learning experience	1.00	3.00	1.24	0.53	0.28	120

Q6 - During this current semester, to what extent did this instructor, [Field-Instructor], in this course, [Field-Course] [Field-Title], do the following?

#	Question	Completely		Adequately		Minimally		Not at all		Total
1	a. Explained the course requirements and learning objectives clearly	80.00%	96	17.50%	21	2.50%	3	0.00%	0	120
2	b. Clearly defined the grading criteria of the course	83.33%	100	14.17%	17	2.50%	3	0.00%	0	120
3	c. Gave assignments that were consistent with the course objectives	85.00%	102	13.33%	16	1.67%	2	0.00%	0	120

Q6 - During this current semester, to what extent did this instructor, [Field-Instructor], in this course, [Field-Course] [Field-Title], do the following?

#	Question	Completely	Adequately	Minimally	Not at all	Total
4	d. Gave assignments that contributed to my understanding of the subject	82.50% 99	14.17% 17	3.33% 4	0.00% 0	120
5	e. Connected subject matter to the real world	79.17% 95	17.50% 21	2.50% 3	0.83% 1	120
6	f. Used good examples to clarify points	71.67% 86	20.00% 24	3.33% 4	5.00% 6	120
7	g. Led discussions that were helpful to my learning	67.50% 81	22.50% 27	5.00% 6	5.00% 6	120

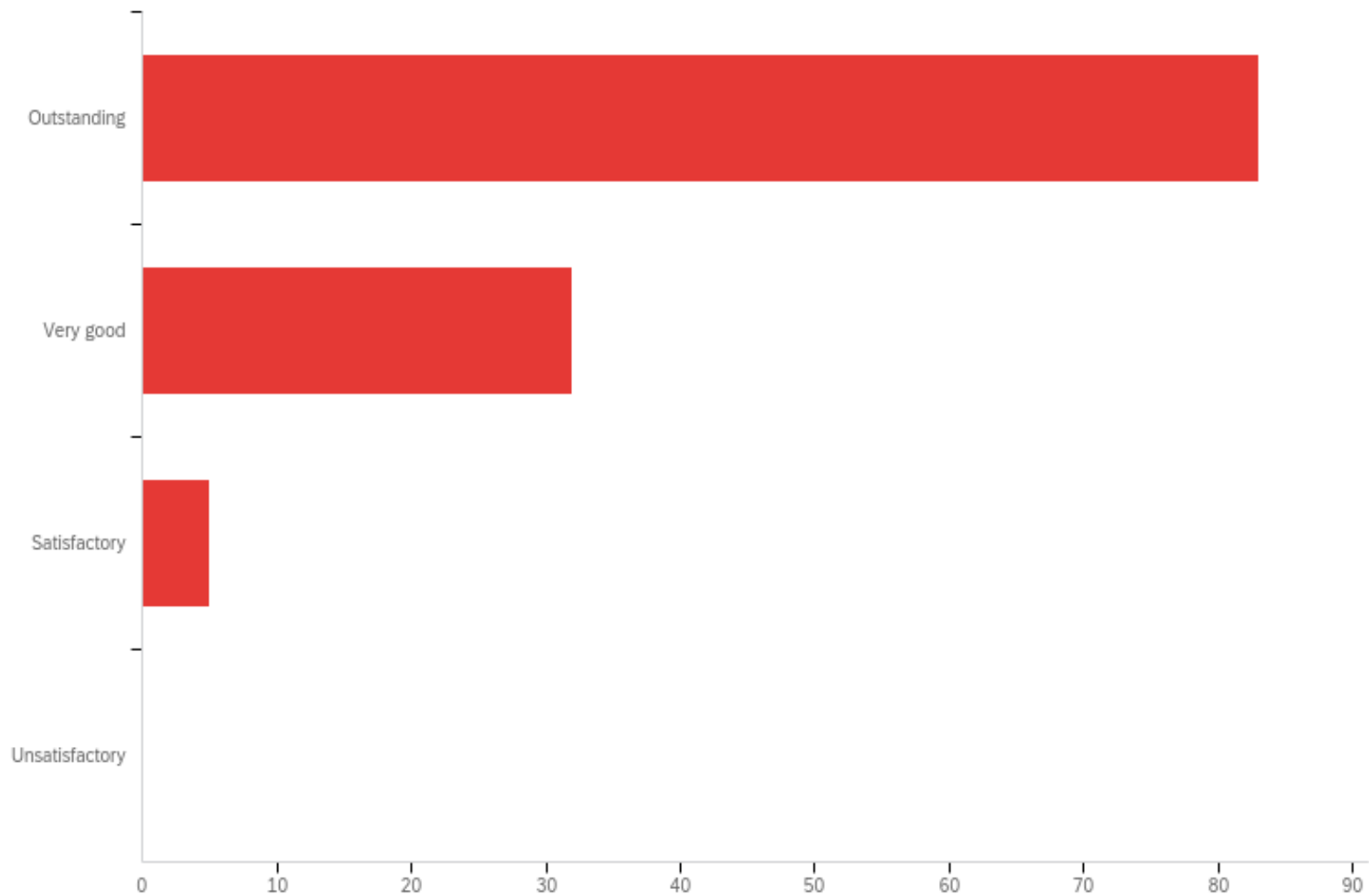
Q6 - During this current semester, to what extent did this instructor, [Field-Instructor], in this course, [Field-Course] [Field-Title], do the following?

#	Question	Completely		Adequately		Minimally		Not at all		Total
8	h. Was available to me when I needed assistance	78.33%	94	15.00%	18	4.17%	5	2.50%	3	120
9	i. Evaluated my work in ways that helped me learn	77.50%	93	18.33%	22	3.33%	4	0.83%	1	120
10	j. Provided feedback that gave me direction for improvement	78.33%	94	17.50%	21	4.17%	5	0.00%	0	120
11	k. Created a comfortable learning environment	82.50%	99	14.17%	17	2.50%	3	0.83%	1	120

Q6 - During this current semester, to what extent did this instructor, [Field-Instructor], in this course, [Field-Course] [Field-Title], do the following?

#	Question	Completely	Adequately	Minimally	Not at all	Total
12	I. Created an overall engaging learning experience	80.83% 97	14.17% 17	5.00% 6	0.00% 0	120

Q7 - My overall rating of this instructor, [Field-Instructor], is:



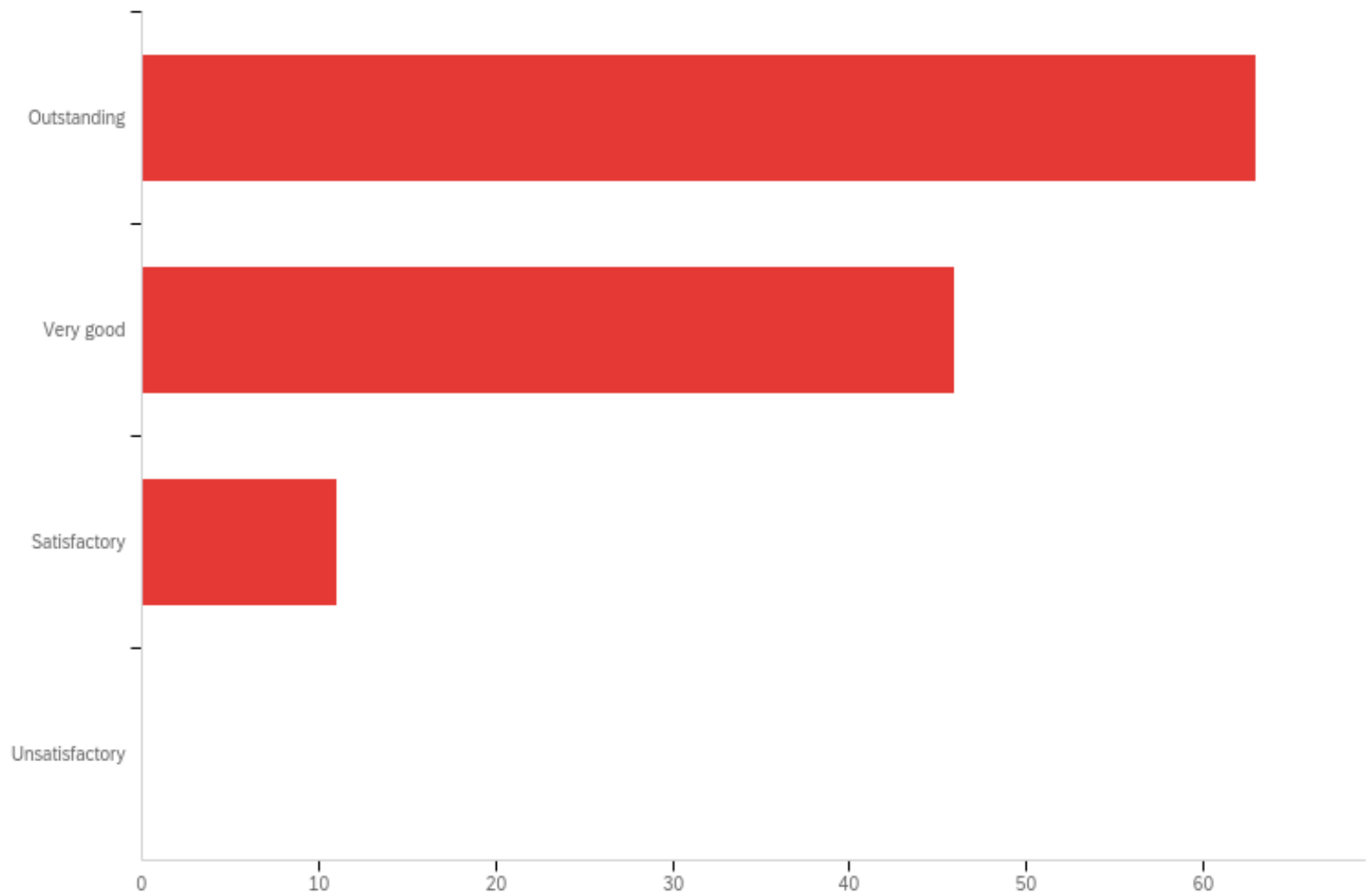
Q7 - My overall rating of this instructor, [Field-Instructor], is:

#	Field	Minimum	Maximum	Mean	Std Deviation	Variance	Count
1	My overall rating of this instructor, [Field-Instructor], is:	1.00	3.00	1.35	0.56	0.31	120

Q7 - My overall rating of this instructor, [Field-Instructor], is:

#	Answer	%	Count
1	Outstanding	69.17%	83
2	Very good	26.67%	32
3	Satisfactory	4.17%	5
4	Unsatisfactory	0.00%	0
	Total	100%	120

Q8 - My overall rating of this course, [Field-Course] [Field-Title], is:



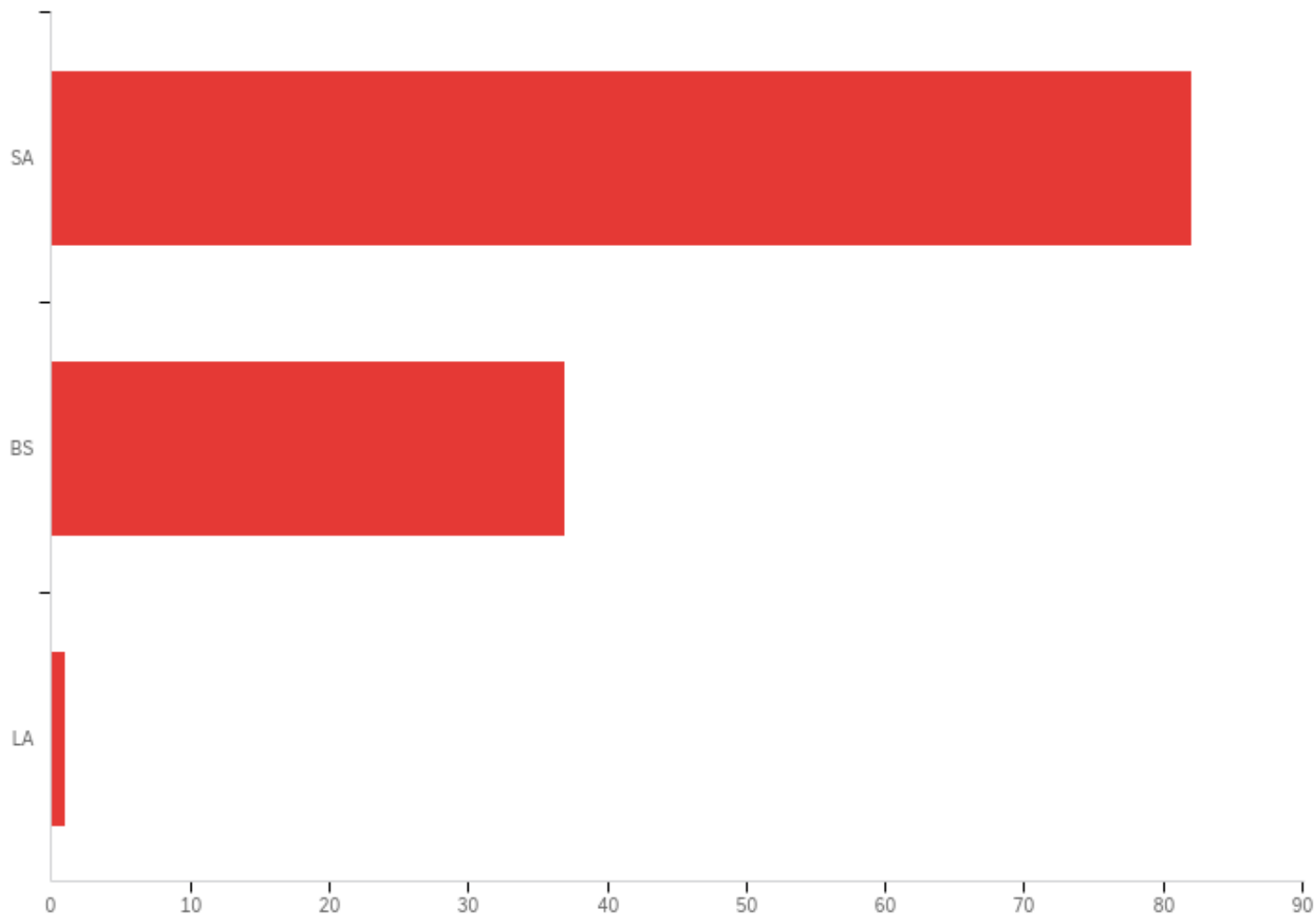
Q8 - My overall rating of this course, [Field-Course] [Field-Title], is:

#	Field	Minimum	Maximum	Mean	Std Deviation	Variance	Count
1	My overall rating of this course, [Field-Course] [Field-Title], is:	1.00	3.00	1.57	0.65	0.43	120

Q8 - My overall rating of this course, [Field-Course] [Field-Title], is:

#	Answer	%	Count
1	Outstanding	52.50%	63
2	Very good	38.33%	46
3	Satisfactory	9.17%	11
4	Unsatisfactory	0.00%	0
	Total	100%	120

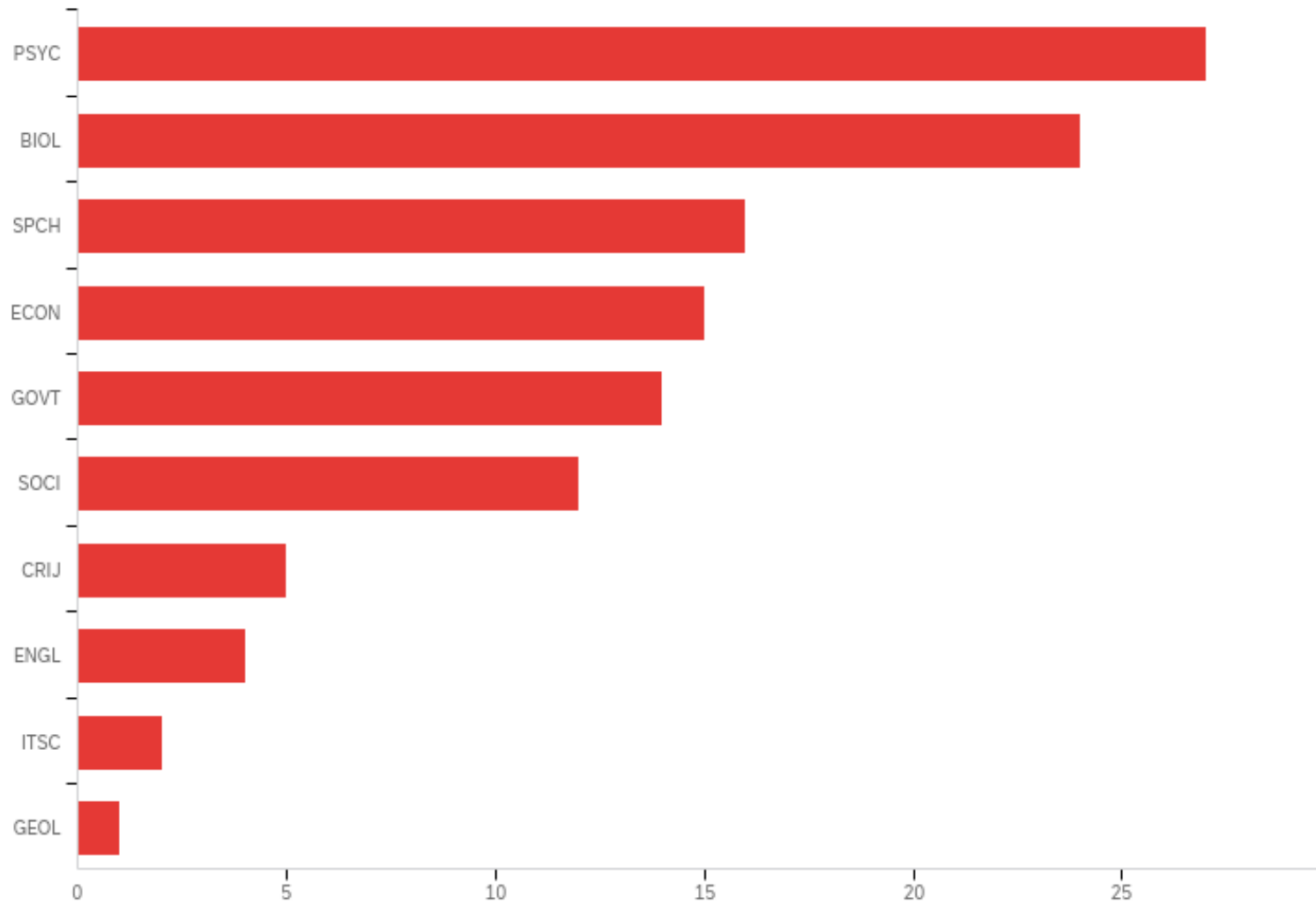
CampusGroup



CampusGroup

#	Answer	%	Count
1	SA	68.33%	82
2	BS	30.83%	37
3	LA	0.83%	1
	Total	100%	120

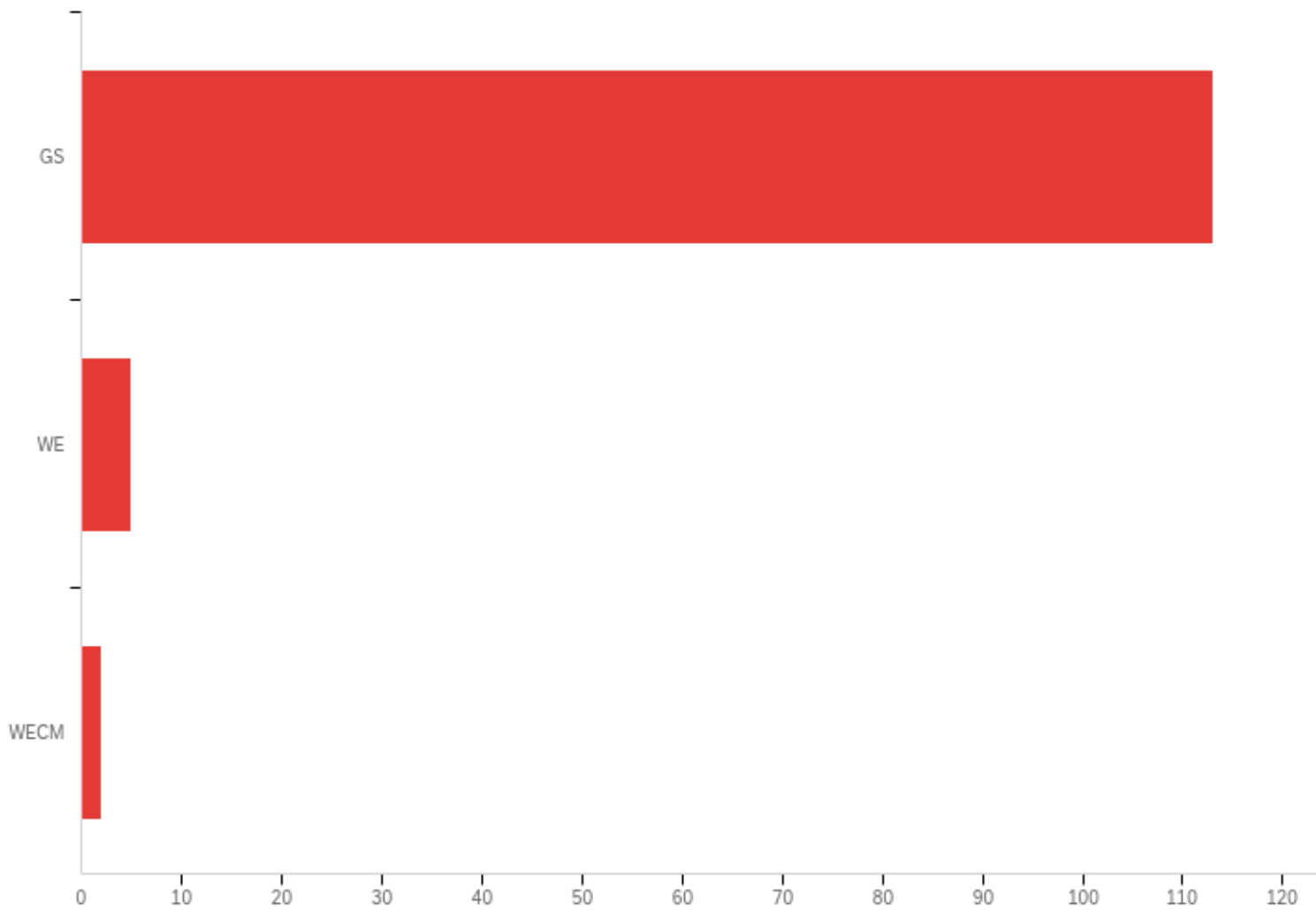
DEPT



DEPT

#	Answer	%	Count
1	PSYC	22.50%	27
2	BIOL	20.00%	24
3	SPCH	13.33%	16
4	ECON	12.50%	15
5	GOVT	11.67%	14
6	SOCI	10.00%	12
7	CRIJ	4.17%	5
8	ENGL	3.33%	4
9	ITSC	1.67%	2
10	GEOL	0.83%	1
	Total	100%	120

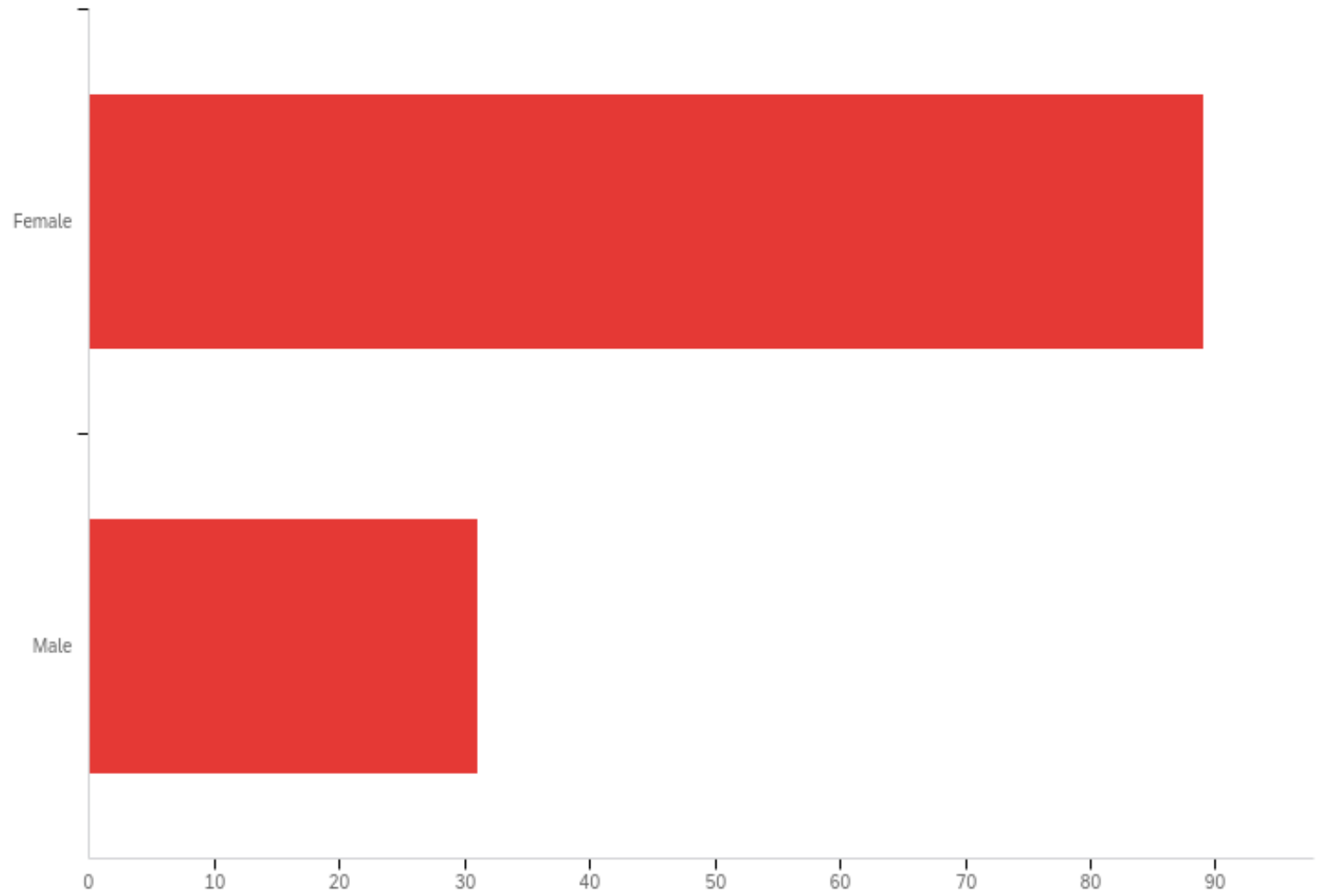
Div



Div

#	Answer	%	Count
1	GS	94.17%	113
2	WE	4.17%	5
3	WECM	1.67%	2
	Total	100%	120

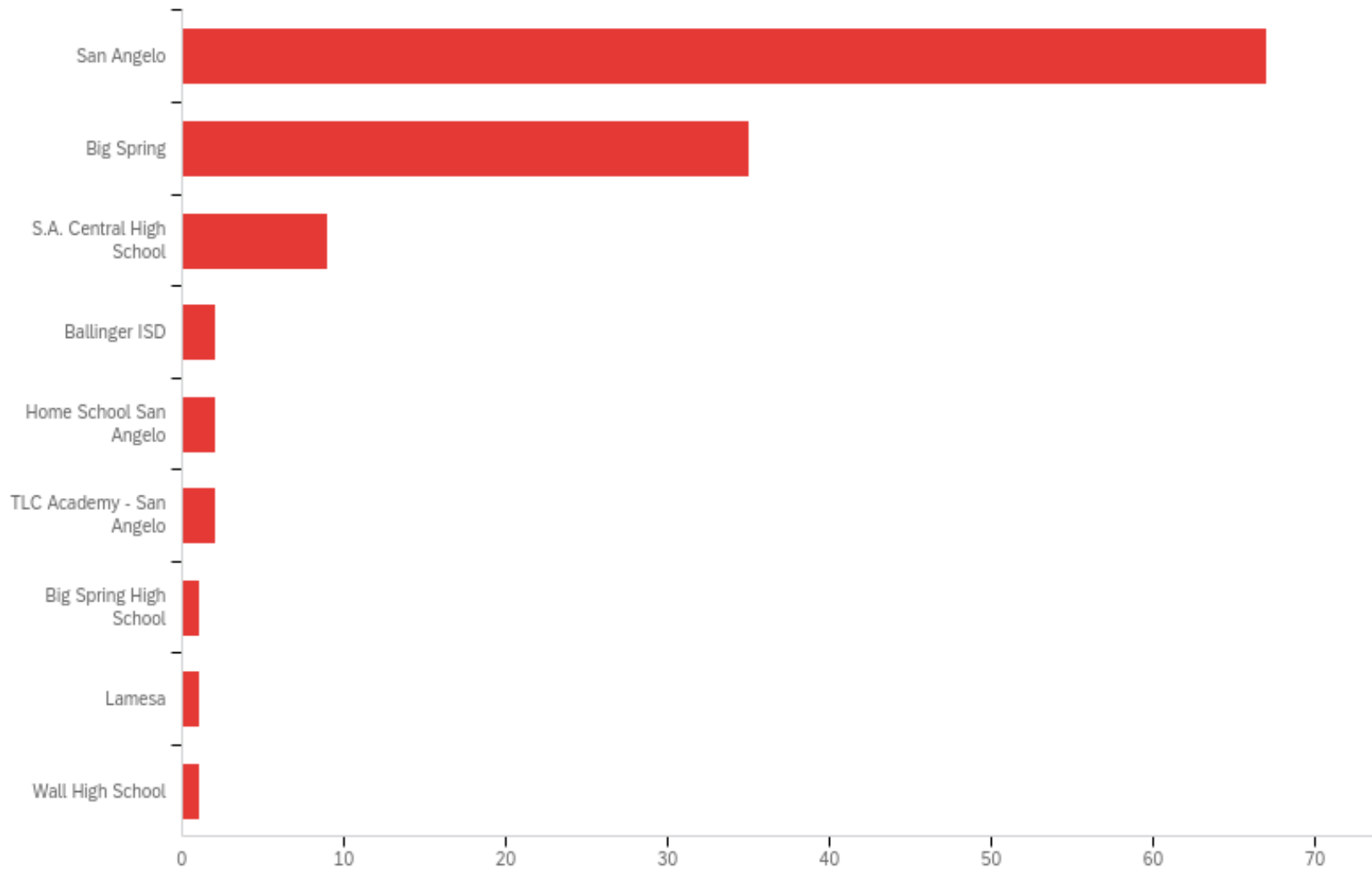
Sex



Sex

#	Answer	%	Count
1	Female	74.17%	89
2	Male	25.83%	31
	Total	100%	120

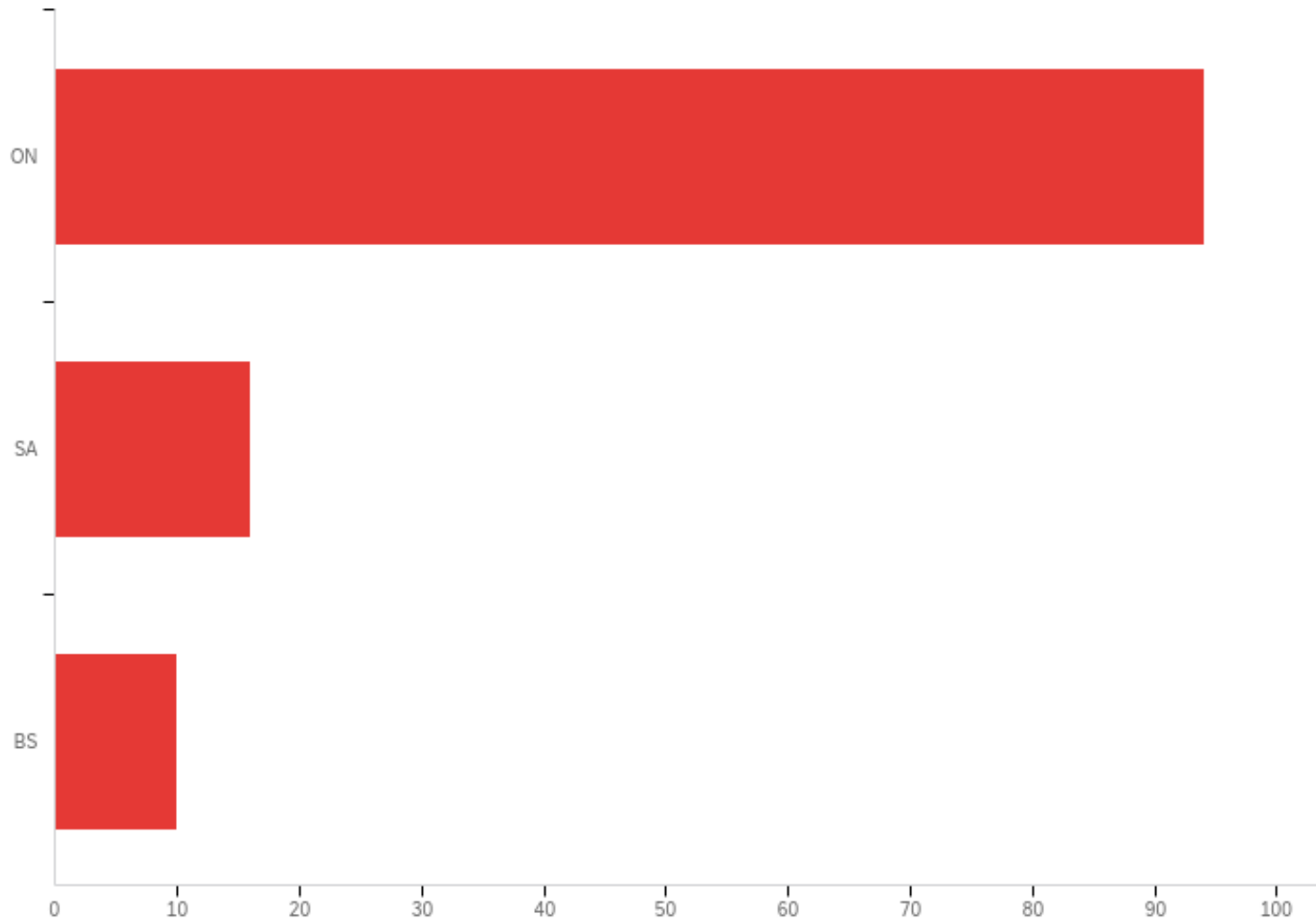
HC



HC

#	Answer	%	Count
1	San Angelo	55.83%	67
2	Big Spring	29.17%	35
3	S.A. Central High School	7.50%	9
4	Ballinger ISD	1.67%	2
5	Home School San Angelo	1.67%	2
6	TLC Academy - San Angelo	1.67%	2
7	Big Spring High School	0.83%	1
8	Lamesa	0.83%	1
9	Wall High School	0.83%	1

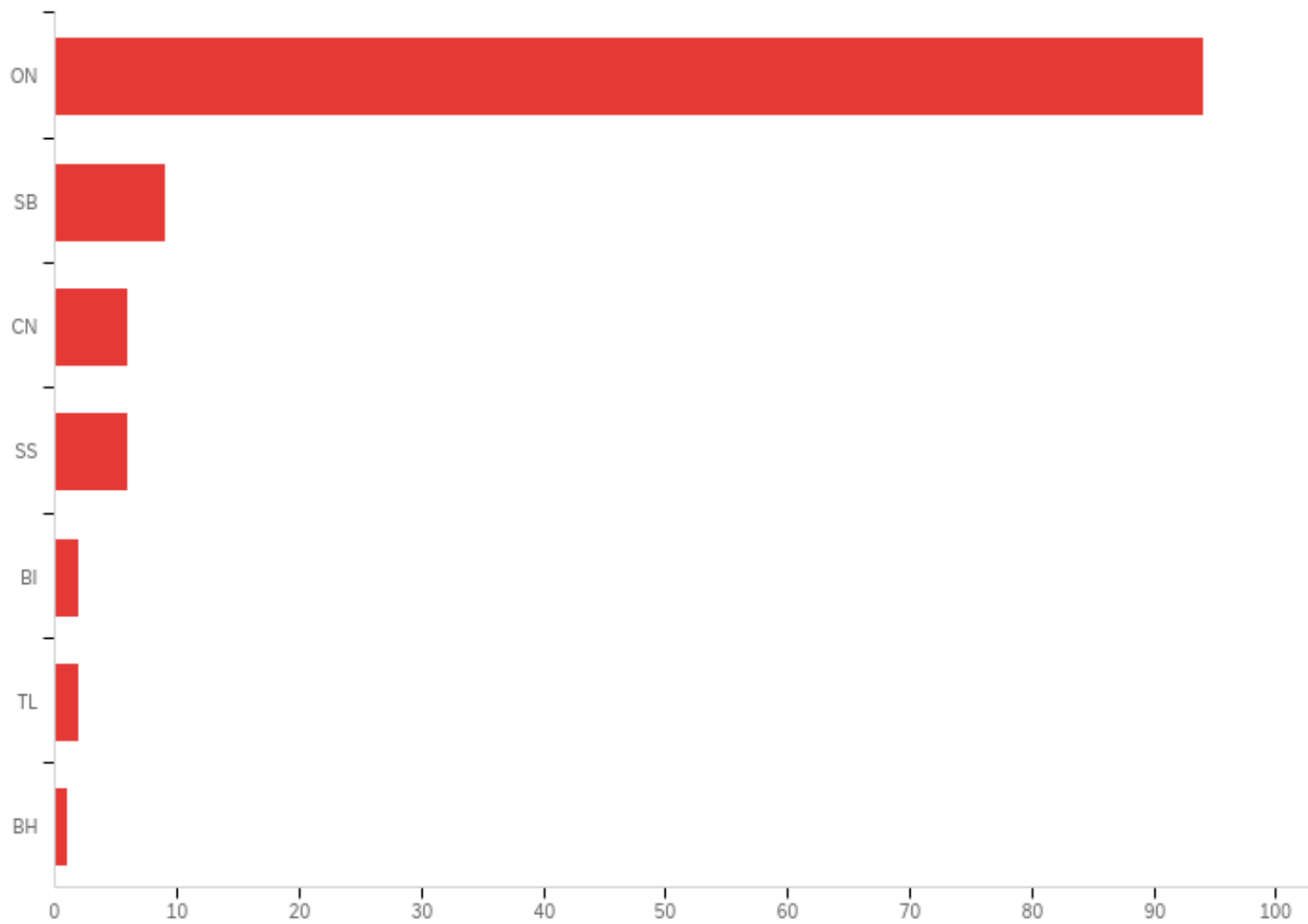
CRSCampusGroup



CRSCampusGroup

#	Answer	%	Count
1	ON	78.33%	94
2	SA	13.33%	16
3	BS	8.33%	10
	Total	100%	120

CRSCampus



CRSCampus

#	Answer	%	Count
1	ON	78.33%	94
2	SB	7.50%	9
3	CN	5.00%	6
4	SS	5.00%	6
5	BI	1.67%	2
6	TL	1.67%	2
7	BH	0.83%	1
	Total	100%	120