

1-My Report

Course Evaluation - Summer 2017

August 22nd 2017, 8:17 am CDT

Q2 - During this current semester, how much has this course, [Field-Course] [Field-Title], emphasized the following?

Question	Very Much	Quite a bit	Some	Very little
a. Memorizing facts, ideas, or methods from your courses and reading so that you can repeat them in pretty much the same form	16.46% 172	14.26% 73	22.47% 40	25.53% 12
b. Analyzing the basic elements of an idea, experience, or theory	18.09% 189	17.19% 88	9.55% 17	6.38% 3
c. Synthesizing and organizing ideas, information, or experiences in new ways	17.32% 181	16.99% 87	12.92% 23	12.77% 6
d. Making judgments about the value or soundness of information, arguments, or methods	15.50% 162	17.58% 90	19.10% 34	23.40% 11
e. Applying theories or concepts to practical problems or in new situations	15.98% 167	17.77% 91	17.98% 32	14.89% 7
f. Using information you have read or heard to perform a new skill	16.65% 174	16.21% 83	17.98% 32	17.02% 8
Total	Total 1045	Total 512	Total 178	Total 47

#	Field	Minimum	Maximum	Mean	Std Deviation	Variance	Count	Bottom 3 Box	Top 3 Box
1	a. Memorizing facts, ideas, or methods from your courses and reading so that you can repeat them in pretty much the same form	1.00	4.00	1.64	0.86	0.74	297	95.96%	42.09%
2	b. Analyzing the basic elements of an idea, experience, or	1.00	4.00	1.44	0.65	0.42	297	98.99%	36.36%

	theory								
3	c. Synthesizing and organizing ideas, information, or experiences in new ways	1.00	4.00	1.51	0.73	0.53	297	97.98%	39.06%
4	d. Making judgments about the value or soundness of information, arguments, or methods	1.00	4.00	1.64	0.83	0.68	297	96.30%	45.45%
5	e. Applying theories or concepts to practical problems or in new situations	1.00	4.00	1.59	0.77	0.60	297	97.64%	43.77%
6	f. Using information you have read or heard to perform a new skill	1.00	4.00	1.58	0.79	0.62	297	97.31%	41.41%

Q3 - During this current semester, to what extent did this course, [Field-Course] [Field-Title], help you develop in the following areas?

#	Question	Very Much		Quite a bit		Some		Very little	
1	a. Writing clearly and effectively	7.87%	125	9.19%	78	10.87%	56	6.22%	14
2	b. Speaking clearly and effectively	7.49%	119	8.48%	72	8.16%	42	9.33%	21
3	c. Thinking critically and analytically	11.71%	186	9.19%	78	5.05%	26	0.44%	1
4	d. Solving numerical problems	6.11%	97	6.12%	52	9.71%	50	17.33%	39
5	e. Using computing and information technology	10.08%	160	6.95%	59	8.35%	43	5.78%	13
6	f. Working effectively with others	8.12%	129	7.54%	64	8.74%	45	8.89%	20
7	g. Learning effectively with others	8.44%	134	8.48%	72	7.38%	38	5.78%	13
8	h. Understanding myself	9.45%	150	9.19%	78	8.35%	43	6.67%	15
9	i. Understanding people of other racial and ethnic backgrounds	6.99%	111	8.60%	73	9.51%	49	11.11%	25
10	j. Developing a personal code of values and ethics	8.19%	130	9.66%	82	8.35%	43	7.11%	16
11	k. Contributing to the welfare of the community	6.68%	106	8.36%	71	7.77%	40	13.78%	31
12	l. Developing clearer career goals	8.88%	141	8.24%	70	7.77%	40	7.56%	17
	Total	Total	1588	Total	849	Total	515	Total	225

#	Field	Minimum	Maximum	Mean	Std Deviation	Variance	Count	Bottom 3 Box	Top 3 Box
1	a. Writing clearly and effectively	1.00	4.00	1.85	0.92	0.85	273	94.87%	54.21%
2	b. Speaking clearly and effectively	1.00	4.00	1.86	0.97	0.95	254	91.73%	53.15%
3	c. Thinking critically and analytically	1.00	4.00	1.46	0.67	0.45	291	99.66%	36.08%
4	d. Solving numerical problems	1.00	4.00	2.13	1.12	1.26	238	83.61%	59.24%
5	e. Using computing and information	1.00	4.00	1.67	0.90	0.82	275	95.27%	41.82%

	technology								
6	f. Working effectively with others	1.00	4.00	1.83	0.98	0.96	258	92.25%	50.00%
7	g. Learning effectively with others	1.00	4.00	1.73	0.89	0.80	257	94.94%	47.86%
8	h. Understanding myself	1.00	4.00	1.73	0.90	0.81	286	94.76%	47.55%
9	i. Understanding people of other racial and ethnic backgrounds	1.00	4.00	1.95	1.00	1.01	258	90.31%	56.98%
10	j. Developing a personal code of values and ethics	1.00	4.00	1.80	0.91	0.83	271	94.10%	52.03%
11	k. Contributing to the welfare of the community	1.00	4.00	1.98	1.04	1.09	248	87.50%	57.26%
12	l. Developing clearer career goals	1.00	4.00	1.75	0.93	0.87	268	93.66%	47.39%

Q6 - During this current semester, to what extent did this instructor, [Field-Instructor], in this course, [Field-Course] [Field-Title], do the following?

#	Question	Completely		Adequately		Minimally		Not at all	
1	a. Explained the course requirements and learning objectives clearly	8.49%	227	8.17%	61	6.56%	8	4.76%	1
2	b. Clearly defined the grading criteria of the course	8.49%	227	8.17%	61	7.38%	9	0.00%	0
3	c. Gave assignments that were consistent with the course objectives	8.86%	237	7.36%	55	3.28%	4	4.76%	1
4	d. Gave assignments that contributed to my understanding of the subject	8.68%	232	7.50%	56	6.56%	8	4.76%	1
5	e. Connected subject matter to the real world	8.08%	216	9.24%	69	7.38%	9	14.29%	3
6	f. Used good examples to clarify points	8.15%	218	8.30%	62	12.30%	15	9.52%	2
7	g. Led discussions that were helpful to my learning	7.52%	201	9.50%	71	16.39%	20	23.81%	5
8	h. Was available to me when I needed assistance	8.53%	228	8.30%	62	5.74%	7	0.00%	0
9	i. Evaluated my work in ways that helped me learn	7.82%	209	9.91%	74	9.84%	12	9.52%	2
10	j. Provided feedback that gave me direction for improvement	8.23%	220	8.43%	63	9.02%	11	14.29%	3
11	k. Created a comfortable learning environment	8.71%	233	6.83%	51	9.84%	12	4.76%	1
12	l. Created an overall engaging learning experience	8.45%	226	8.30%	62	5.74%	7	9.52%	2
	Total	Total	2674	Total	747	Total	122	Total	21

#	Field	Minimum	Maximum	Mean	Std Deviation	Variance	Count	Bottom 3 Box	Top 3 Box
1	a. Explained the course requirements and learning objectives clearly	1.00	4.00	1.27	0.52	0.27	297	99.66%	23.57%
2	b. Clearly defined the	1.00	3.00	1.27	0.51	0.26	297	100.00%	23.57%

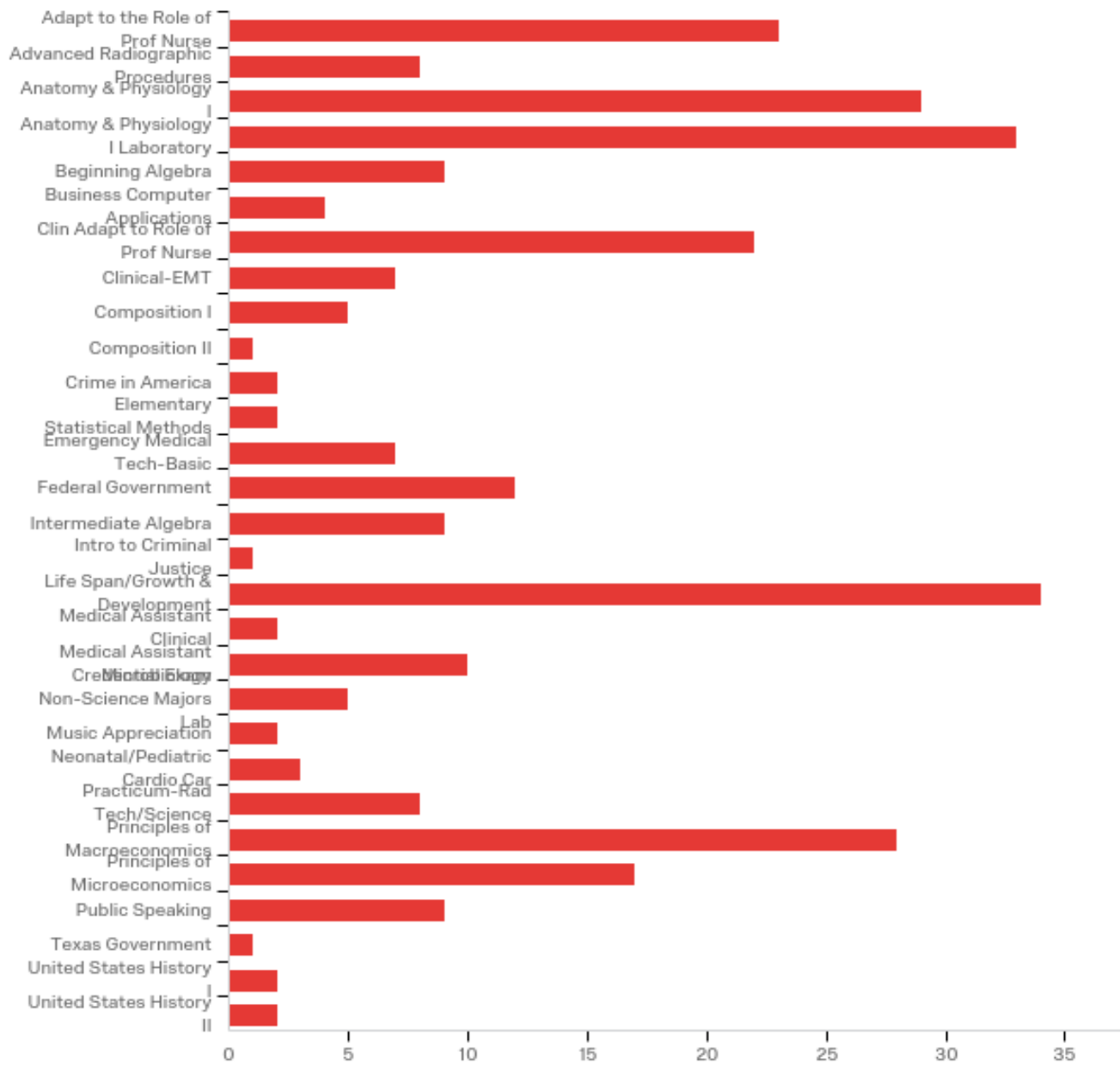
	grading criteria of the course									
3	c. Gave assignments that were consistent with the course objectives	1.00	4.00	1.22	0.47	0.22	297	99.66%	20.20%	
4	d. Gave assignments that contributed to my understanding of the subject	1.00	4.00	1.25	0.51	0.26	297	99.66%	21.89%	
5	e. Connected subject matter to the real world	1.00	4.00	1.32	0.58	0.34	297	98.99%	27.27%	
6	f. Used good examples to clarify points	1.00	4.00	1.33	0.60	0.36	297	99.33%	26.60%	
7	g. Led discussions that were helpful to my learning	1.00	4.00	1.42	0.69	0.48	297	98.32%	32.32%	
8	h. Was available to me when I needed assistance	1.00	3.00	1.26	0.49	0.24	297	100.00%	23.23%	
9	i. Evaluated my work in ways that helped me learn	1.00	4.00	1.35	0.59	0.35	297	99.33%	29.63%	
10	j. Provided feedback that gave me direction for improvement	1.00	4.00	1.32	0.59	0.35	297	98.99%	25.93%	
11	k. Created a comfortable learning environment	1.00	4.00	1.26	0.54	0.29	297	99.66%	21.55%	
12	l. Created an overall engaging learning experience	1.00	4.00	1.28	0.54	0.29	297	99.33%	23.91%	

Q14 - (Optional) What is your ethnicity?

#	Answer	%	Count
1	Hispanic or Latino	41.75%	119
2	Not Hispanic or Latino	58.25%	166
	Total	100%	285

#	Field	Minimum	Maximum	Mean	Std Deviation	Variance	Count	Bottom 3 Box	Top 3 Box
1	(Optional) What is your ethnicity?	1.00	2.00	1.58	0.49	0.24	285	100.00%	100.00%

Title



Answer	%	Count
Adapt to the Role of Prof Nurse	7.74%	23
Advanced Radiographic Procedures	2.69%	8
Anatomy & Physiology I	9.76%	29
Anatomy & Physiology I Laboratory	11.11%	33
Beginning Algebra	3.03%	9
Business Computer Applications	1.35%	4

Clin Adapt to Role of Prof Nurse	7.41%	22
Clinical-EMT	2.36%	7
Composition I	1.68%	5
Composition II	0.34%	1
Crime in America	0.67%	2
Elementary Statistical Methods	0.67%	2
Emergency Medical Tech-Basic	2.36%	7
Federal Government	4.04%	12
Intermediate Algebra	3.03%	9
Intro to Criminal Justice	0.34%	1
Life Span/Growth & Development	11.45%	34
Medical Assistant Clinical	0.67%	2
Medical Assistant Credential Exam	3.37%	10
Microbiology Non-Science Majors Lab	1.68%	5
Music Appreciation	0.67%	2
Neonatal/Pediatric Cardio Car	1.01%	3
Practicum-Rad Tech/Science	2.69%	8
Principles of Macroeconomics	9.43%	28
Principles of Microeconomics	5.72%	17
Public Speaking	3.03%	9
Texas Government	0.34%	1
United States History I	0.67%	2
United States History II	0.67%	2
Total	100%	297

Q10 - How many TOTAL credit hours have you earned at this college, not counting the courses you are currently taking this term?

#	Answer	%	Count
1	None	12.84%	38
2	1-14 credits	37.50%	111
3	15-29 credits	16.22%	48
4	30-44 credits	8.45%	25
5	45-60 credits	12.84%	38
6	over 60 credits	12.16%	36
	Total	100%	296

Field	Minimum	Maximum	Mean	Std Deviation	Variance	Count	Bottom 3 Box	Top 3 Box
How many TOTAL credit hours have you earned at this college, not counting the courses you are currently taking this term?	1.00	6.00	3.07	1.60	2.58	296	66.55%	33.45%

Q4 - Mark the box that best represents the extent to which you met the learning objectives of [Field-Course] [Field-Title]:

#	Answer	%	Count
1	Completely	50.00%	148
2	Adequately	45.95%	136
3	Minimally	4.05%	12
4	Not at all	0.00%	0
	Total	100%	296

Field	Minimum	Maximum	Mean	Std Deviation	Variance	Count	Bottom 3 Box	Top 3 Box
Mark the box that best represents the extent to which you met the learning objectives of [Field-Course] [Field-Title]:	1.00	3.00	1.54	0.57	0.33	296	100.00%	50.00%

Q1 - In your experience with this class, [Field-Course] [Field-Title], during the current semester, how often did you do the following?

#	Question	Very Often		Often		Sometimes		Never	
1	a. Asked questions in class or contributed to class discussion	7.86%	121	8.66%	94	6.94%	67	1.29%	15
2	b. Made a class presentation	3.90%	60	5.62%	61	6.11%	59	10.09%	117
3	c. Prepared two or more drafts of an assignment before turning it in	5.26%	81	6.72%	73	8.18%	79	5.52%	64
4	d. Worked on papers that require integrating ideas or information from various sources	7.99%	123	8.20%	89	4.35%	42	3.71%	43
5	e. Worked with other students on projects during class	5.00%	77	6.45%	70	6.83%	66	7.24%	84
6	f. Worked with classmates outside of class to complete the assignment	4.61%	71	4.79%	52	8.39%	81	8.02%	93
7	g. Participated in a community-based project as part of your coursework	2.86%	44	3.68%	40	6.42%	62	13.02%	151
8	h. Used the Internet to work on an assignment	13.44%	207	5.16%	56	3.00%	29	0.43%	5
9	i. Used e-mail to communicate with your instructor	7.92%	122	6.08%	66	7.04%	68	3.53%	41
10	j. Discussed grades or assignments with your instructor	7.21%	111	6.91%	75	7.76%	75	3.10%	36
11	k. Talked about career plans with your instructor	3.90%	60	5.16%	56	8.90%	86	8.19%	95
12	l. Discussed ideas from your readings or class with your instructor outside of class	4.16%	64	5.25%	57	6.42%	62	9.83%	114
13	m. Worked harder than you thought you could to meet the instructor's standards or expectations	8.38%	129	8.93%	97	6.31%	61	0.86%	10
14	n. Discussed ideas from the readings or class with others outside of class (students, family members, co-workers, etc.)	7.14%	110	8.56%	93	6.31%	61	2.84%	33
15	o. Skipped class	1.04%	16	1.01%	11	2.17%	21	21.47%	249
16	p. Received prompt feedback from your instructor about your performance	9.35%	144	8.84%	96	4.87%	47	0.86%	10
	Total	Total	1540	Total	1086	Total	966	Total	1160

Field	Minimum	Maximum	Mean	Std Deviation	Variance	Count	Bottom 3 Box	Top 3 Box
a. Asked questions in class or contributed to class discussion	1.00	4.00	1.92	0.91	0.83	297	94.95%	59.26%
b. Made a class presentation	1.00	4.00	2.78	1.17	1.36	297	60.61%	79.80%
c. Prepared two or more drafts of an assignment before turning it in	1.00	4.00	2.42	1.10	1.22	297	78.45%	72.73%
d. Worked on papers that require integrating ideas or information from various sources	1.00	4.00	2.02	1.07	1.13	297	85.52%	58.59%
e. Worked with other students on projects during class	1.00	4.00	2.53	1.15	1.33	297	71.72%	74.07%
f. Worked with classmates outside of class to complete the assignment	1.00	4.00	2.66	1.15	1.33	297	68.69%	76.09%
g. Participated in a community-based project as part of your coursework	1.00	4.00	3.08	1.11	1.23	297	49.16%	85.19%
h. Used the Internet to work on an assignment	1.00	4.00	1.43	0.74	0.54	297	98.32%	30.30%
i. Used e-mail to communicate with your instructor	1.00	4.00	2.09	1.09	1.18	297	86.20%	58.92%
j. Discussed grades or assignments with your instructor	1.00	4.00	2.12	1.05	1.10	297	87.88%	62.63%
k. Talked about career plans with your instructor	1.00	4.00	2.73	1.11	1.24	297	68.01%	79.80%
l. Discussed ideas from your readings or class	1.00	4.00	2.76	1.17	1.38	297	61.62%	78.45%

with your instructor outside of class									
m. Worked harder than you thought you could to meet the instructor's standards or expectations	1.00	4.00	1.84	0.87	0.75	297	96.63%	56.57%	
n. Discussed ideas from the readings or class with others outside of class (students, family members, co-workers, etc.)	1.00	4.00	2.06	1.01	1.02	297	88.89%	62.96%	
o. Skipped class	1.00	4.00	3.69	0.78	0.61	297	16.16%	94.61%	
p. Received prompt feedback from your instructor about your performance	1.00	4.00	1.74	0.84	0.71	297	96.63%	51.52%	

Q13 - (Optional) Mark your age.

#	Answer	%	Count
1	Under 18	9.25%	27
2	18 - 19	14.04%	41
3	20 - 21	18.15%	53
4	22 - 24	13.36%	39
5	25 - 29	21.92%	64
6	30 - 39	16.78%	49
7	40 - 49	3.42%	10
8	50 - 64	3.08%	9
9	65 +	0.00%	0
	Total	100%	292

Field	Minimum	Maximum	Mean	Std Deviation	Variance	Count	Bottom 3 Box	Top 3 Box
(Optional) Mark your age.	1.00	8.00	4.04	1.81	3.27	292	41.44%	6.51%

Q11 - Thinking about the current academic term how would you characterize your enrollment in this college?

#	Answer	%	Count
1	Full-time	51.85%	154
2	Part-time	48.15%	143
	Total	100%	297

Field	Minimum	Maximum	Mean	Std Deviation	Variance	Count	Bottom 3 Box	Top 3 Box
Thinking about the current academic term how would you characterize your enrollment in this college?	1.00	2.00	1.48	0.50	0.25	297	100.00%	100.00%

Q12 - (Optional) Mark your sex.

#	Answer	%	Count
1	Male	25.51%	75
2	Female	74.49%	219
	Total	100%	294

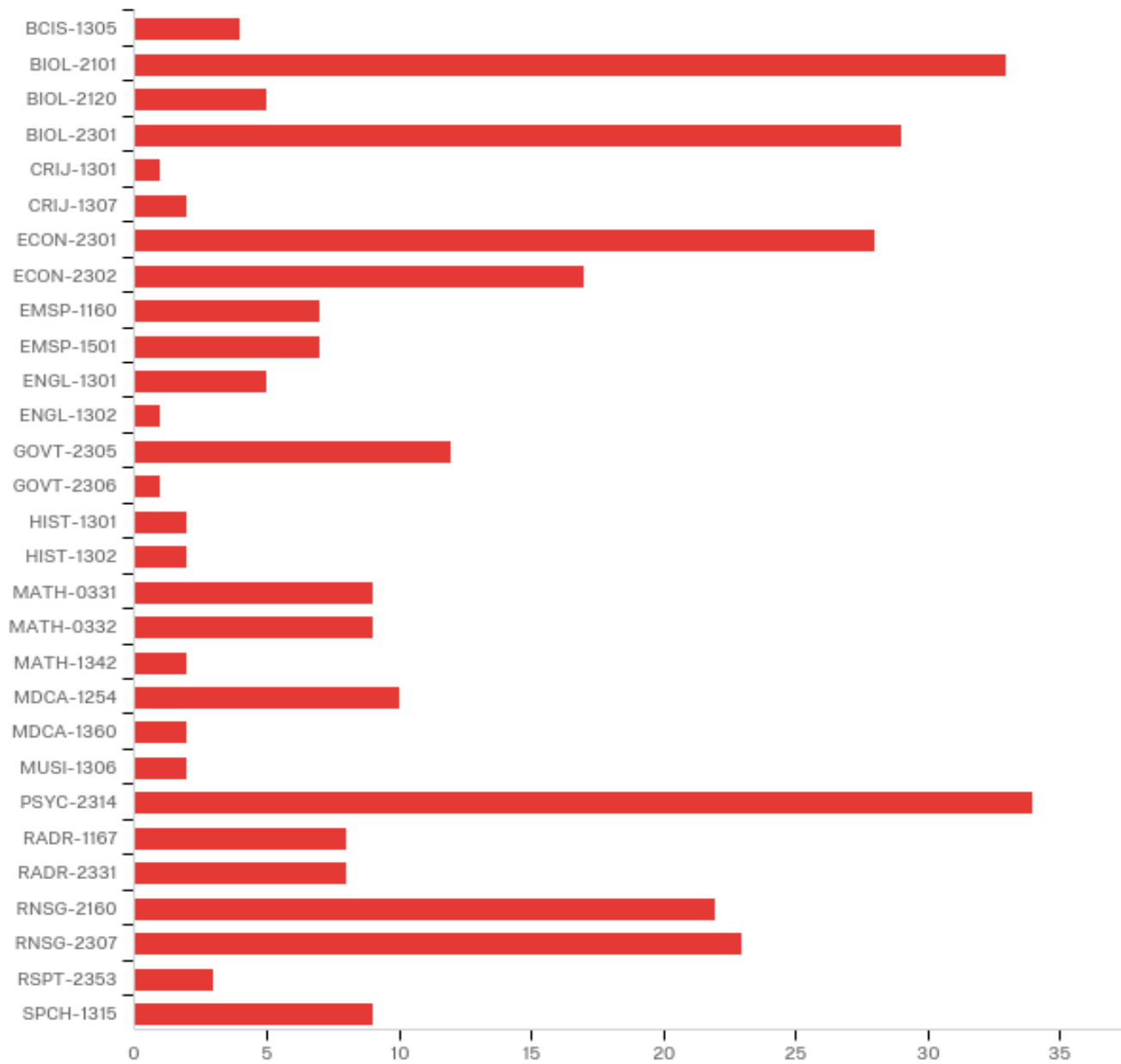
Field	Minimum	Maximum	Mean	Std Deviation	Variance	Count	Bottom 3 Box	Top 3 Box
(Optional) Mark your sex.	1.00	2.00	1.74	0.44	0.19	294	100.00%	100.00%

Q7 - My overall rating of this instructor, [Field-Instructor], is:

#	Answer	%	Count
1	Outstanding	69.05%	203
2	Very good	23.47%	69
3	Satisfactory	6.80%	20
4	Unsatisfactory	0.68%	2
	Total	100%	294

Field	Minimum	Maximum	Mean	Std Deviation	Variance	Count	Bottom 3 Box	Top 3 Box
My overall rating of this instructor, [Field-Instructor], is:	1.00	4.00	1.39	0.64	0.42	294	99.32%	30.95%

Course



Answer	%	Count
BCIS-1305	1.35%	4
BIOL-2101	11.11%	33
BIOL-2120	1.68%	5
BIOL-2301	9.76%	29
CRIJ-1301	0.34%	1
CRIJ-1307	0.67%	2

ECON-2301	9.43%	28
ECON-2302	5.72%	17
EMSP-1160	2.36%	7
EMSP-1501	2.36%	7
ENGL-1301	1.68%	5
ENGL-1302	0.34%	1
GOVT-2305	4.04%	12
GOVT-2306	0.34%	1
HIST-1301	0.67%	2
HIST-1302	0.67%	2
MATH-0331	3.03%	9
MATH-0332	3.03%	9
MATH-1342	0.67%	2
MDCA-1254	3.37%	10
MDCA-1360	0.67%	2
MUSI-1306	0.67%	2
PSYC-2314	11.45%	34
RADR-1167	2.69%	8
RADR-2331	2.69%	8
RNSG-2160	7.41%	22
RNSG-2307	7.74%	23
RSPT-2353	1.01%	3
SPCH-1315	3.03%	9
Total	100%	297

Q15 - (Optional) What is your race? Mark one or more races that you consider yourself to be.

#	Answer	%	Count
1	American Indian or Alaska Native	1.94%	5
2	Asian	2.33%	6
3	Black or African American	5.43%	14
4	Native Hawaiian or Other Pacific Islander	0.00%	0
5	White	90.31%	233
	Total	100%	258

Field	Minimum	Maximum	Mean	Std Deviation	Variance	Count	Bottom 3 Box	Top 3 Box
(Optional) What is your race? Mark one or more races that you consider yourself to be.	1.00	5.00	4.74	0.82	0.67	258	9.69%	95.74%

Q9 - Please provide comments about this instructor or course [Field-Instructor], [Field-Course] [Field-Title]:

Please provide comments about this instructor or course [Field-Instructor],...

Mrs. Coffman was a great instructor to work with, she really helped me a lot, through email and through phone, whenever I had trouble with my computer. I hardly recommend her to take her.

Professor Hidalgo was always available to email questions of grades or assignments. He gave immediate feedback and was specific in detailing assignments that apply to our world today, especially in government today. Great professional professor!

The instructor was very clear about class expectations and assignments. He also was very quick to respond to questions on assignments when I emailed him questions. Overall, a great professor that makes the online class a quick pace, but packed with great information.

Enjoyed this course and learned a lot of material that can be applied to my profession.

I wish we didn't have to stick to the book SO closely.

Professor, Carla Harrold is a great instructor she helped me when i need help and always responded quickly when i had questions.

It was mostly what I expected, and the instructor helped me when i needed it

She is very informative and explains anything so you're never lost.

She responded quickly to my questions, concerning the course material.

The instructor was very good with getting back with me when I emailed questions. The course helped me to understand how the economy work.

Lana Hubbard made this course very enjoyable and a great learning experience. I have achieved a lot throughout this course not only with completing my assignments but also making me look at life different. It challenged my thought process and made me want to further my education.

You responded quicker to my questions than professors in a classroom setting. Appreciate ya!

I'm thankful to have Ms. Harrold as my instructor. Her main priority seemed like it was to make sure the students were doing okay and understanding the course while offering an abundant amount of help!:)

Loved the instructor and how she worked with us! The class was extremely challenging

My main concern was the way the tabs were set up, the information was often hard to find and jumbled in in a mass of words.

She helped me adjust my learning around my personal life/vacation.

She was clear on her expectations and provided prompt feedback.

Great professor. I will say all the wordiness on the home pages and handouts about how the class functioned made a little hard to follow what we were actually supposed to be doing. Wished all the instructions and announcements had been more specific and concise.

I honestly could say this summer was one of the hardest I have ever had to endure. Mrs. Harrold helped by coming alongside of me and giving me tools which made me feel more confident and made me want to work through the conditions.

I can tell you care a great deal about your students and I appreciate your help throughout this course.

I appreciate the help and learning material given to me all throughout these five weeks. I am thankful to have been in your class.

I really appreciated her providing me feedback on my work so I could improve.
Professor Hubbard runs this class so effortlessly and smoothly! Easy and interesting class.
N/A
Writing is tough but when Ms. Kelly broke it down it made it something I could understand.
The course is well developed and the test material follows the book material very well.
Loved the class have no complaints
Enjoyed the class and Ms. Hubbard. Thank you
The instructor made this class a lot easier. The material was hard to learn in a summer course but we got through it and Mrs. Harrold made completing this class so much better.
This instructor showed dedication to her class. The way the class was outlined was difficult, but easy to follow. If you ever had any questions regarding anything, she quickly answered your question and allowed you to move on. Excellent instructor!
I enjoyed this class! It was a very good refresher, and also taught me new things.
Having Lanna Hubbard as an instructor has really helped with putting the teachings of my second psychology class and life together.
I enjoyed taking this course I learned a lot. Instructor was helpful with everything and responded with email which played a huge factor. Posting of grades were always up to par so I knew where I stood in the class as a whole.
Mrs. Hernandez is very helpful and provides a lot of information on the class and the objectives of it. Every time I needed help I always received a call back from her and her response was always clear. Very helpful
GREAT TEACHER !!!!
Great Teacher!
Professor Hernandez was a great instructor and I look forward to having her as an instructor again!
Overall great class and Outstanding teacher. This class challenges you to bring your best and work hard all the time. Mrs. Harrold is always there to help and provide feedback when you need it.
Lanna was very good about getting back to me in a timely manner and answered all my questions. She was very helpful.
Helpful, timely, experienced in the field of study.
Mrs. Harrold is an excellent teacher and I believe I would love this class if I was taking it face-to-face during fall or spring. However, this class proved to be quite challenging given the amount of time I had available to devote to it.
Have a great summer
This course was very challenging for me, but Mrs. Coffman was extremely attentive in responding quickly to questions I had, even meeting with me in her office to help me better understand a topic that was challenging.
Very good instructor. Helped when asked and informative about topics.
Great instructor very informative and willing to help.
Great instructor very informative and willing to help.
I thoroughly enjoyed this course and the practical uses it will have for me as a nurse someday. I am more aware for the development of individuals and the various circumstances that can affect one's actions. I feel that this course has caused me to feel greater compassion and empathy for those around me, which will be of great benefit to me as a nurse.
Carla Harrold was a very good teacher who taught me many things that I didn't know before I took this course.
Ms Harrold was excellent at providing prompt responses and feedback to any questions or issues that I had during

the course.

She seems enthusiastic and knowledgeable re: the course material.

Only issue was that she seemed absolutely set on using the newest edition of the textbook, even when initially, the bookstores had the previous edition in stock and most of the curriculum was geared toward the previous edition. This caused a few problems in the first few days of the course that seemed like they could have been avoided had we used the previous edition of the text.

I enjoyed taking this course with the instructor. She was always open for questions and helped when e-mailed with problems. Even if they were my own silly problems. Homework assignments if there was any issue she help get them addressed in a very timely manner. I have enjoyed her class, however i do not ever want to take another microeconomics in the summer course. It was very challenging to get everything learned and make a decent grade on especially with a summer online class. I believe any of my other economics classes will be in a classroom setting in a 16 week course. No offense to the instructor at all. Great class, and thank you for being an awesome instructor during this summer two course!

...

..

..

...

Great teacher.

n-a

Clinicals are great for our learning and really put what we learn in class into perspective.

Great teacher.

Good

...

The course itself was beneficial to our learning but there is no reason it should last from 9AM-5PM and it shouldn't have lasted 10 weeks. That's entirely to long for a summer course.

...

n-a

.

...

Great

He is great professor I ever met, first I thought why did I choose music, but Mr. Stewart made it so easy and I was able enjoy music class. It was a different experience I had

Really enjoyed this course and program. The instructors are extremely educational, resourceful, compassionate, and easily contacted for clarification.

Really enjoyed this course and the instructors. This program has been a day and night change from the LVN program. The instructors are extremely educational, understanding, compassionate, resourceful and easily contacted for clarification.

I would like there to be more organization with concise instructions and standards for grading. It was difficult to know what was required and what was expected throughout the course with multiple conflicting answers to questions from multiple instructors. Expectations for certain assignments were not clearly voiced making it

<p>difficult to complete assignments with confidence. The instructors were available to answer questions when needed and very knowledgeable about the subjects covered. I felt confident in their ability and felt comfortable asking questions when I had them. There was quite a bit of duplicate information given on blackboard that caused the course to seem convoluted and overwhelming at times.</p>
<p>it was a good clinical experience, instructor was really help full and giving right instruction what exactly to do and how to perform to your best ability.</p>
<p>Overall, I believe the clinical course was great. The instructors were helpful and willing to answer any and all questions when asked.</p>
<p>challenging class, fast pace...learned so much.</p>
<p>Really enjoyed thee hands on lab teaching. I was a little nervous at first but they were very helpful and reassuring.</p>
<p>Great course and helpful instructors. I've learned quite a bit and will continue to use what I've learned in my everyday life and occupation.</p>
<p>I learned a lot and really enjoyed getting to know my classmates and instructors</p>
<p>Gave me good insight for what to expect the remainder of the year.</p>
<p>I have learned more in this 3 week course than any class ever taken, I am very thankful to instructors Dr. Guinn and Mrs. Simpson</p>
<p>No comment.</p>
<p>I really appreciate all the help the instructors provided this semester. I feel like they really want us to learn the material and reayl want to help us succeed.</p>
<p>Very fair and understanding. I get the feeling they want me to succeed.</p>
<p>This is a wonderful opportunity and I feel blessed to be in this program. The instructors are awesome!</p>
<p>I enjoyed this course very much. If possible, give the students a direct example of what is required for care plans with clear explanation of what is expected.</p>
<p>Enjoyed this class very much!!!</p>
<p>THE INSTRUCTORS WERE AVAILABLE, HELPFUL, AND ENCOURAGING</p>
<p>Learning objectives and assignments were not clearly explained and at times multiple contradicting answers were given to a question. Lectures were minimal with some confusion about what would be required material for testing. Many assignments were duplicated on several tabs within blackboard making it difficult to follow and complete in the time required. Standards and requirements from each instructor varied making it difficult to know what was expected. Organization and efficiency within the course could be improved with concise instructions and expectations. Overall helpfulness of the instructors was fantastic. I felt confident in their knowledge and practice and felt comfortable asking questions when warranted.</p>
<p>Thank you for being patient and helping us understand our transition.</p>
<p>Directions on what specific instructors wanted in regards to care plans was very confusing.</p>
<p>I learned a lot in this program. The instructors are approachable and encouraging. It has been a great experience.</p>
<p>Overall this has been a great course and is helpful in understanding the role from LVN to RN. Great instructors who were very helpful in every way.</p>
<p>Great learning experience</p>
<p>The instructors were great. They were always willing to answer any and all questions. I believe the course could have been planned out better and that instructions on what were expected could have been more clear. Overall, the class was very challenging, making one strive to do their best. I also believe the class was rewarding at the same time.</p>
<p>Great instructors!</p>

COURSE WAS CHALLENGING, BUT INSTRUCTORS WERE VERY HELPFUL, MAKE THE COURSE GO SMOOTH. THEY WORKED TOWARDS STUDENTS SUCCESS.

INSTRUCTORS WERE AVAILABLE AT ALL TIMES WHEN NEEDED, HOWEVER SOME ASSIGNMENTS WERE UNCLEAR ABOUT WHAT WE NEEDED EXACTLY TO DO.

need more consistency 1 instructor would tell us different information than another.

Overall, gave me a good idea of what to expect this year.

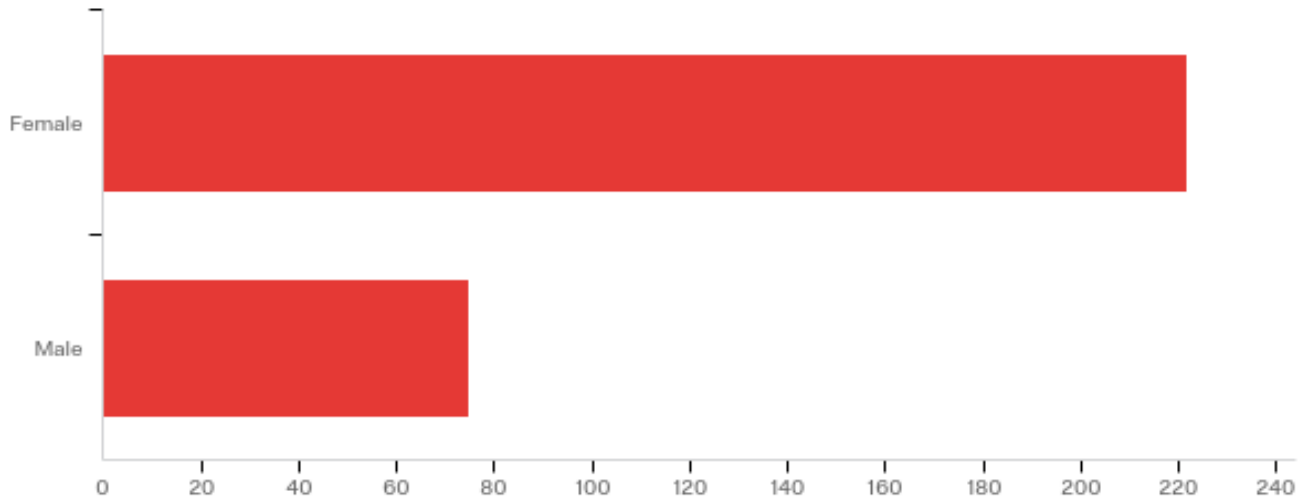
I enjoyed taking this course. All the instructors were very clear about instructions and helpful as needed.

N/A

very tough and very challenging course

Too many rows for PDF export, try exporting to Word or CSV

Sex



Answer	%	Count
Female	74.75%	222
Male	25.25%	75
Total	100%	297

Today



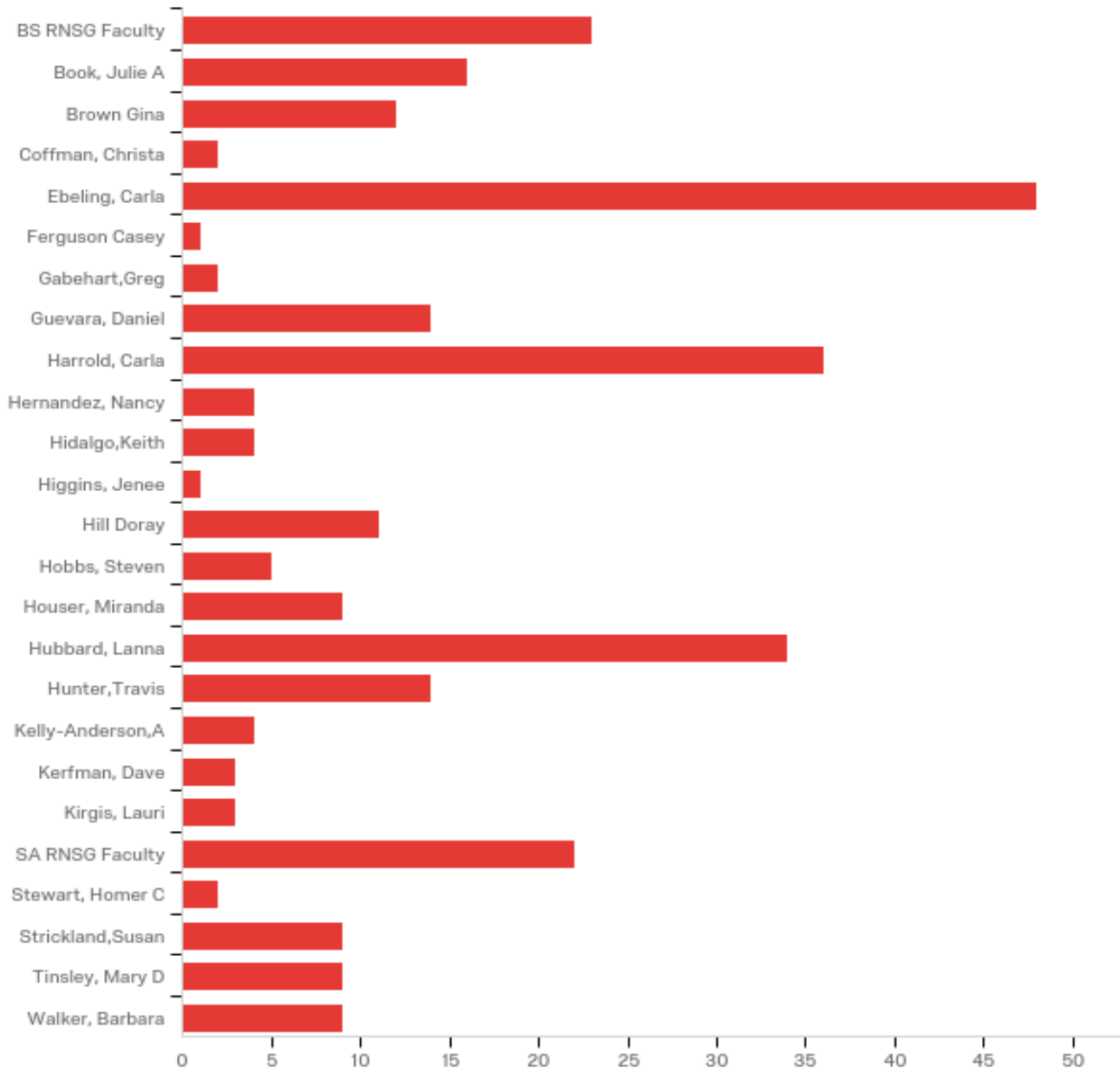
Answer	%	Count
Total	100%	0

Q8 - My overall rating of this course, [Field-Course] [Field-Title], is:

#	Answer	%	Count
1	Outstanding	50.17%	149
2	Very good	41.41%	123
3	Satisfactory	7.07%	21
4	Unsatisfactory	1.35%	4
	Total	100%	297

Field	Minimum	Maximum	Mean	Std Deviation	Variance	Count	Bottom 3 Box	Top 3 Box
My overall rating of this course, [Field-Course] [Field-Title], is:	1.00	4.00	1.60	0.68	0.46	297	98.65%	49.83%

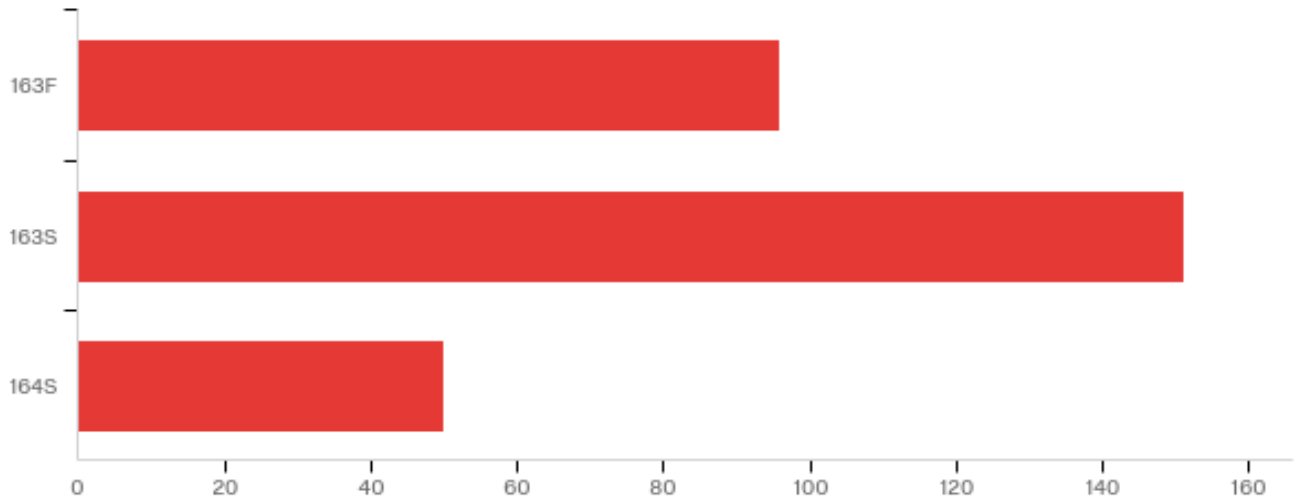
Instructor



Answer	%	Count
BS RNSG Faculty	7.74%	23
Book, Julie A	5.39%	16
Brown Gina	4.04%	12
Coffman, Christa	0.67%	2
Ebeling, Carla	16.16%	48
Ferguson Casey	0.34%	1

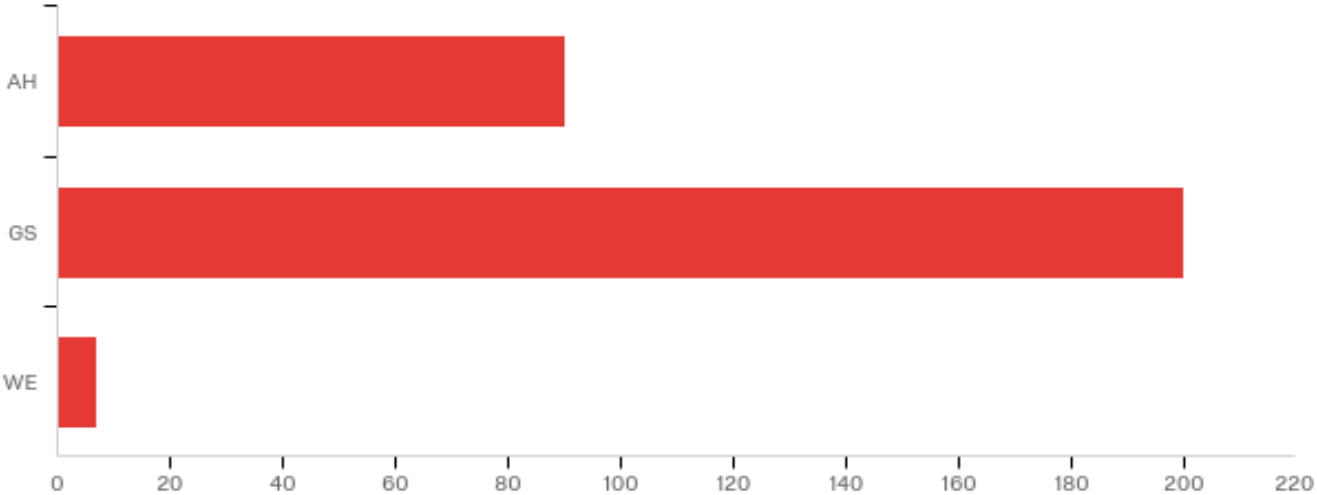
Gabehart,Greg	0.67%	2
Guevara, Daniel	4.71%	14
Harrold, Carla	12.12%	36
Hernandez, Nancy	1.35%	4
Hidalgo,Keith	1.35%	4
Higgins, Jenee	0.34%	1
Hill Doray	3.70%	11
Hobbs, Steven	1.68%	5
Houser, Miranda	3.03%	9
Hubbard, Lanna	11.45%	34
Hunter,Travis	4.71%	14
Kelly-Anderson,A	1.35%	4
Kerfman, Dave	1.01%	3
Kirgis, Lauri	1.01%	3
SA RNSG Faculty	7.41%	22
Stewart, Homer C	0.67%	2
Strickland,Susan	3.03%	9
Tinsley, Mary D	3.03%	9
Walker, Barbara	3.03%	9
Total	100%	297

Term



Answer	%	Count
163F	32.32%	96
163S	50.84%	151
164S	16.84%	50
Total	100%	297

Div



Answer	%	Count
AH	30.30%	90
GS	67.34%	200
WE	2.36%	7
Total	100%	297

First



Too many values to display.

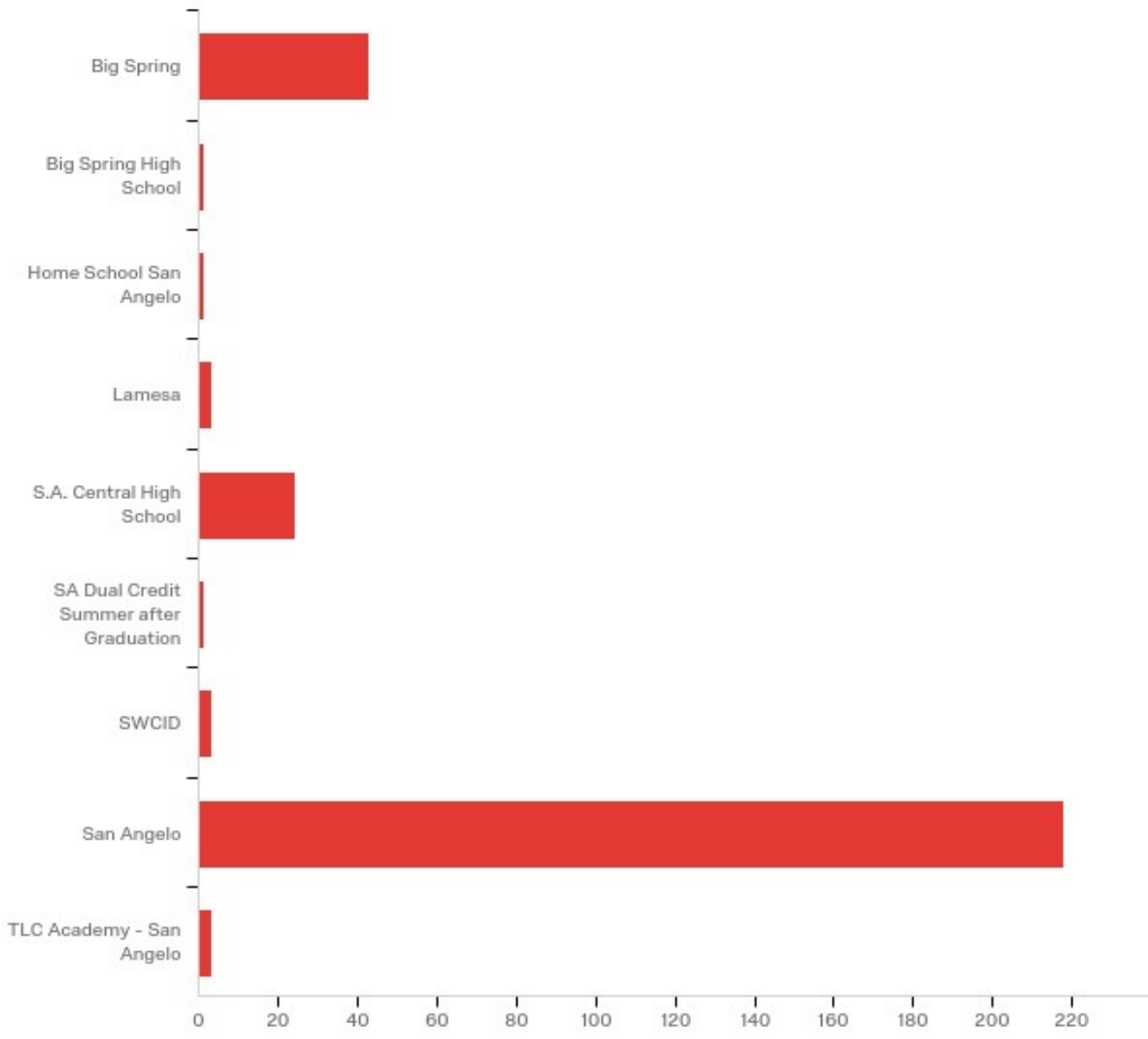
Answer	%	Count
Abbey	0.34%	1
Adara	0.34%	1
Aidan	0.34%	1
Alejandra	0.67%	2
Alexandria	0.67%	2
Alexis	0.34%	1
Alexsandra	0.67%	2
Ali	0.67%	2
Allie	0.34%	1
Allison	0.67%	2
Alysha	0.67%	2
Amanda	1.35%	4
Amiah	0.34%	1
Amparo	0.34%	1
Anna	0.34%	1
Annastasia	0.67%	2
Anne	0.34%	1
Argelia	0.34%	1
Ashley	0.67%	2
Autumn	0.34%	1

Bailey	0.34%	1
Baily	0.34%	1
Barbara	0.67%	2
Belinda	0.34%	1
Blayne	0.67%	2
Bradley	0.34%	1
Brady	0.34%	1
Brandy	0.34%	1
Braxton	0.34%	1
Brent	0.34%	1
Briana	1.68%	5
Brianna	0.34%	1
Brienne	0.34%	1
Britnee	0.34%	1
Brittany	0.34%	1
Brooke	0.67%	2
Callie	0.67%	2
Cambri	0.67%	2
Candi	0.67%	2
Canyon	0.67%	2
Caroline	0.34%	1
Chariti	0.34%	1
Chelsey	0.34%	1
Chesney	0.34%	1
Cheylee	0.34%	1
Cindy	0.34%	1
Clarissa	0.34%	1
Cody	0.67%	2
Colten	0.34%	1
Crystal	0.34%	1
Daisy	0.34%	1
David	0.67%	2

Destiny	0.34%	1
Devon	1.01%	3
Dorcas	0.34%	1
Edgar	0.34%	1
Elijah	0.34%	1
Eloise	0.67%	2
Eric	0.67%	2
Erica	0.34%	1
Erin	0.67%	2
Ernest	0.34%	1
Estefania	0.34%	1
Estevan	0.34%	1
Garett	0.34%	1
Hannah	1.01%	3
Hayley	0.34%	1
Ilse	0.34%	1
Ina	0.34%	1
Ithzel	0.34%	1
Jacklyn	0.34%	1
Jacqueline	0.34%	1
James	0.34%	1
Jamie	1.01%	3
Jasmine	1.01%	3
Jason	0.34%	1
Jayson	0.67%	2
Jeff	0.67%	2
Jennifer	1.35%	4
Jessi	0.34%	1
Jessica	0.67%	2
Jillian	0.67%	2
Joanna	0.34%	1
Jocelyn	0.34%	1

John	0.34%	1
Johnathon	0.34%	1
Jon	0.34%	1
Jonathan	0.67%	2
Jose	0.34%	1
Joseph	0.34%	1
Josephine	0.67%	2
Juan	0.34%	1
Juanita	0.67%	2
Julianna	0.67%	2
Justin	1.01%	3
Kaitlyn	1.01%	3
Kajal	1.35%	4
Kalen	0.34%	1
Kalynn	0.34%	1
Karleigh	0.34%	1
Too many rows for PDF export, try exporting to Word or CSV		

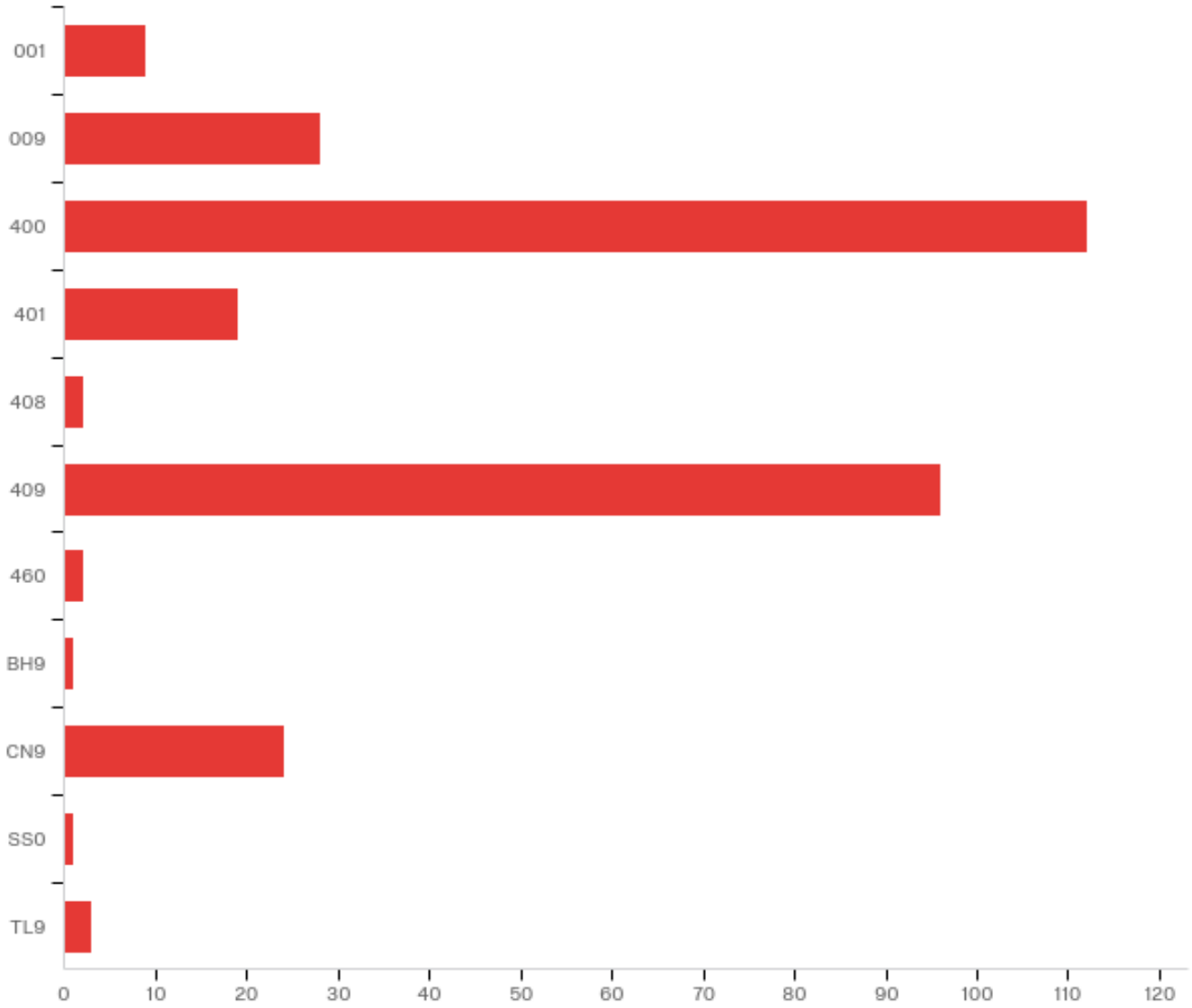
HC



Answer	%	Count
Big Spring	14.48%	43
Big Spring High School	0.34%	1
Home School San Angelo	0.34%	1
Lamesa	1.01%	3
S.A. Central High School	8.08%	24
SA Dual Credit Summer after Graduation	0.34%	1
SWCID	1.01%	3

San Angelo	73.40%	218
TLC Academy - San Angelo	1.01%	3
Total	100%	297

Sec



Answer	%	Count
001	3.03%	9
009	9.43%	28
400	37.71%	112
401	6.40%	19
408	0.67%	2
409	32.32%	96
460	0.67%	2
BH9	0.34%	1

CN9	8.08%	24
SS0	0.34%	1
TL9	1.01%	3
Total	100%	297

SecondEmail



Too many values to display.

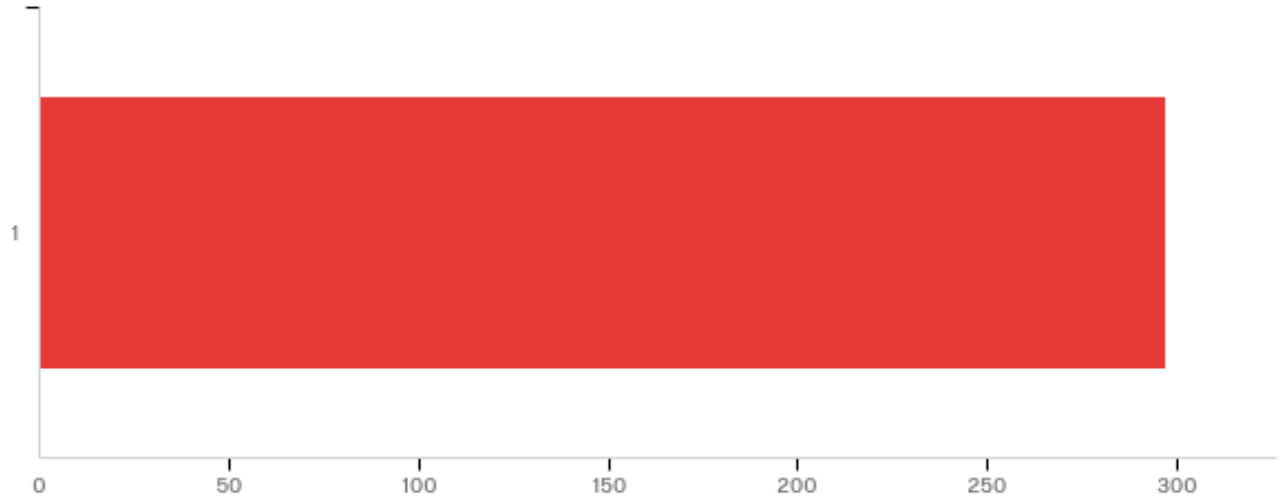
Answer	%	Count
1kaitlyn1828@gmail.com	0.67%	2
ACrowley7790@stu.howardcollege.edu	0.34%	1
AQuintana3650@stu.howardcollege.edu	0.67%	2
ATurney7630@stu.howardcollege.edu	0.34%	1
BLakey3480@myhc.us	0.34%	1
BRaspberry1540@myhc.us	0.34%	1
FORMUSOHLE@GMAIL.COM	0.67%	2
GABRIEL.I.OMAR1@GMAIL.COM	0.34%	1
JGuerrero5200@myhc.us	0.34%	1
JStevenson6570@myhc.us	0.34%	1
JWell2330@myhc.us	0.34%	1
LCastro1330@stu.howardcollege.edu	0.34%	1
MADISON.SEGHERS@YAHOO.COM	0.34%	1
MRangel5740@myhc.us	0.34%	1
MSanMiguel4900@stu.howardcollege.edu	0.67%	2
OPerez1280@myhc.us	0.67%	2
REGHANEHLERS@GMAIL.COM	0.34%	1
RHorn1510@stu.howardcollege.edu	0.34%	1
SRiojas3140@stu.howardcollege.edu	0.34%	1
SWilliams5960@myhc.us	0.34%	1

TRISTENROCKENBAUGH04@GMAIL.COM	0.67%	2
a.tounguet@yahoo.com	0.67%	2
ab5112001@yahoo.com	0.34%	1
abarcanicole@ymail.com	0.34%	1
ach14C@acu.edu	0.34%	1
adarafaith5a@icloud.com	0.34%	1
aguilar.alejandra1234@gmail.com	0.67%	2
aguzman@angelo.edu	0.34%	1
albert4575@yahoo.com	0.34%	1
alexis.gandar12@gmail.com	0.34%	1
allievis584@student.saisd.org	0.34%	1
alyshalara90@gmail.com	0.67%	2
amanda16lou@yahoo.com	0.67%	2
amiahsanchez@gmail.com	0.34%	1
angel_cutie_pink12@yahoo.com	0.34%	1
aniratakk12@gmail.com	0.67%	2
arico@angelo.edu	0.67%	2
ashley.adams13@outlook.com	0.34%	1
ashleyndendy14@gmail.com	0.34%	1
assimita.john@gmail.com	0.34%	1
autumn_cherie24@yahoo.com	0.34%	1
barbara.viruet@gmail.com	0.67%	2
bbalderas2@angelo.edu	0.34%	1
bclawson1@angelo.edu	0.34%	1
belinda_veen@hotmail.com	0.34%	1
bgruben@angelo.edu	0.34%	1
bhunter6@yahoo.com	0.34%	1
blayne.harris@ttu.edu	0.67%	2
bradg_2483@yahoo.com	0.34%	1
branchess12@gmail.com	0.34%	1
braxton.braden@ttu.edu	0.34%	1
brianacorr@aol.com	0.34%	1

brianasvillarreal@gmail.com	0.67%	2
briannaatravis@gmail.com	0.34%	1
britnee.wash@gmail.com	0.34%	1
brookec333@gmail.com	0.67%	2
brycejones33@yahoo.com	0.67%	2
bwallace5@angelo.edu	0.34%	1
cabrerafina@yahoo.com	0.67%	2
callievmckay@gmail.com	0.67%	2
candi.homer@outlook.com	0.67%	2
canyon_24@hotmail.com	0.67%	2
caroline.marshall.2019@gmail.com	0.34%	1
cbflores6@yahoo.com	0.34%	1
cdkelso10@gmail.com	0.67%	2
chesneystephens@hotmail.com	0.34%	1
cheylee@me.com	0.34%	1
chrisandsarahseymour@yahoo.com	0.34%	1
christine_allison@yahoo.com	0.34%	1
cody_krueger6@yahoo.com	0.67%	2
colten.hughes@yahoo.com	0.34%	1
daisy.dominguez9@yahoo.com	0.34%	1
danielle.loved@yahoo.com	0.34%	1
david_white@goodyear.com	0.67%	2
destiny19neighbors@gmail.com	0.34%	1
devonhoelscher54@hotmail.com	0.67%	2
devonmaddox382@yahoo.com	0.34%	1
diragena@angelo.edu	0.34%	1
dtpmsscott@suddenlink.net	0.67%	2
eagan.kirk02@yahoo.com	0.34%	1
earios22@gmail.com	0.34%	1
eloisegamez@yahoo.com	0.67%	2
emeryjasper@gmail.com	0.34%	1
ericam.2012@gmail.com	0.34%	1

erin.melissa.sloan@gmail.com	0.67%	2
erjcdjohn@yahoo.com	0.67%	2
estevonchanez30@gmail.com	0.34%	1
fairlady23234@gmail.com	0.34%	1
gacp@suddenlink.net	0.34%	1
gomez_mary45@yahoo.com	0.34%	1
gomezgely10@gmail.com	0.34%	1
gretchensgoldman@gmail.com	0.34%	1
hanahhancock1999@gmail.com	0.34%	1
hhail@angelo.edu	0.67%	2
hwilson7@angelo.edu	0.34%	1
inapittman@hotmail.com	0.34%	1
itsbubbles42@gmail.com	0.34%	1
jacklyn_obryant15@yahoo.com	0.34%	1
jamie_munoz85@yahoo.com	1.01%	3
jasminevillalobos90@yahoo.com	1.01%	3
Too many rows for PDF export, try exporting to Word or CSV		

Complete



Answer	%	Count
1	100.00%	297
Total	100%	297

ExternalDataReference



Too many values to display.

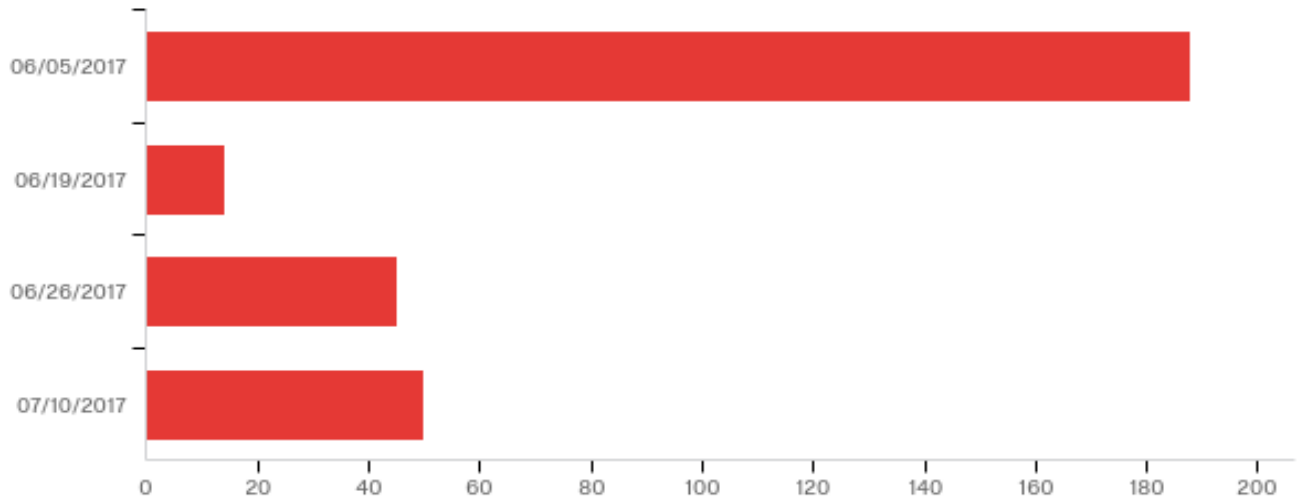
Answer	%	Count
103008373	0.34%	1
105009646	0.67%	2
106004872	0.34%	1
108007623	0.67%	2
109003727	0.34%	1
109008369	0.34%	1
112003977	0.67%	2
113004453	0.34%	1
114007506	1.01%	3
118006049	0.34%	1
118007662	0.34%	1
121000991	0.67%	2
123003973	0.34%	1
125002858	0.67%	2
125008053	0.34%	1
128002304	0.67%	2
129004800	0.34%	1
133009567	0.34%	1
136002120	0.34%	1
140001200	0.34%	1

141002464	0.34%	1
144001241	0.67%	2
145009501	0.34%	1
151007158	0.34%	1
154006953	0.34%	1
154008332	0.34%	1
154009518	0.34%	1
157006454	0.67%	2
159000925	0.34%	1
159001359	1.01%	3
165002723	0.34%	1
178009312	0.67%	2
182009937	0.67%	2
191001364	0.34%	1
195000360	0.34%	1
205009147	0.67%	2
213005335	0.67%	2
218001352	0.34%	1
222003097	0.34%	1
223004948	0.67%	2
228006244	0.34%	1
228006780	0.34%	1
233000361	0.34%	1
234000578	0.34%	1
237009809	0.34%	1
238001674	0.34%	1
238007922	0.34%	1
246003679	0.34%	1
255002063	0.34%	1
261004916	0.34%	1
267009502	0.34%	1
271009214	0.34%	1

275000927	0.67%	2
275009076	0.34%	1
277009129	0.34%	1
281000369	0.67%	2
282007308	0.67%	2
284000676	1.01%	3
286002498	0.34%	1
288000891	0.34%	1
289001783	0.34%	1
297005674	0.34%	1
298007055	0.34%	1
302001711	0.34%	1
302001957	0.34%	1
303001242	0.34%	1
308001488	0.34%	1
314005516	0.34%	1
315006913	0.34%	1
318001312	0.67%	2
318006954	0.67%	2
319000265	0.67%	2
323004903	0.34%	1
324009618	1.01%	3
329002763	0.34%	1
329005473	0.34%	1
330009274	0.67%	2
337002700	0.34%	1
337009128	0.34%	1
338006146	0.34%	1
341006720	0.34%	1
343007010	0.34%	1
347003268	0.34%	1
348005578	0.34%	1

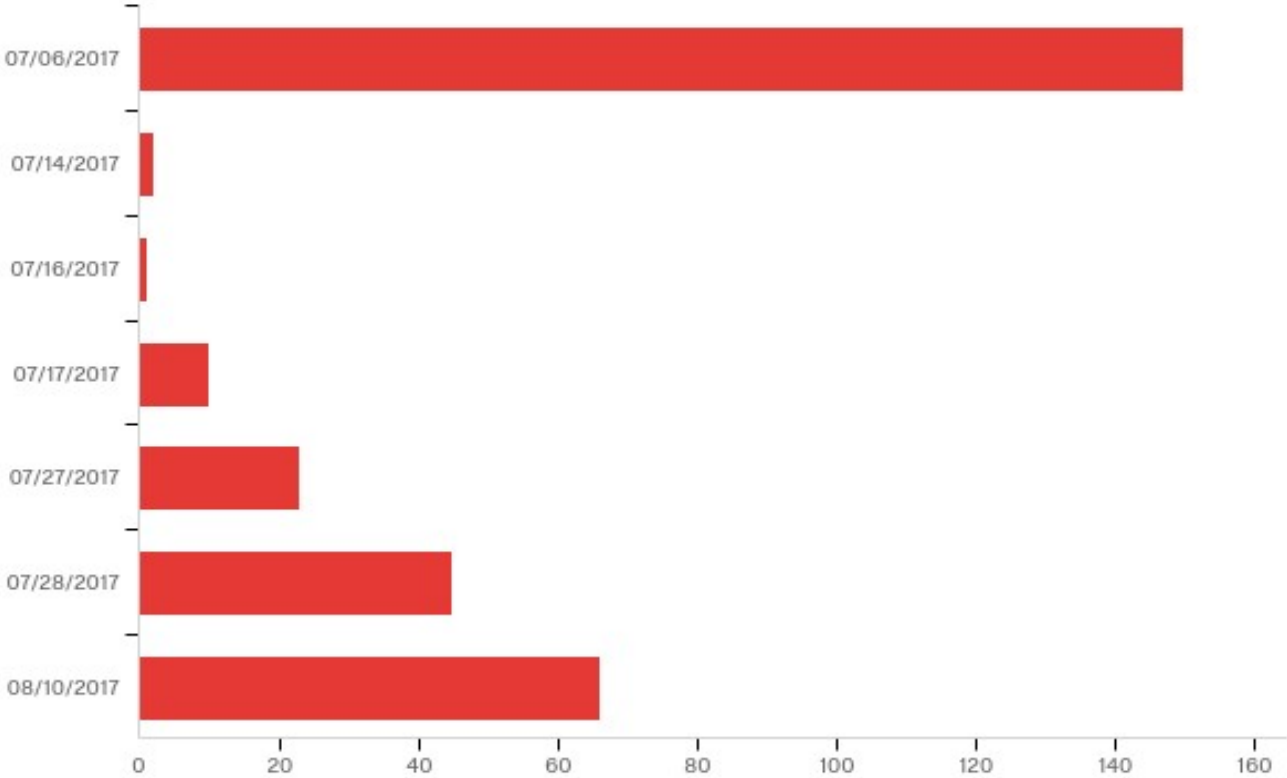
355003026	0.67%	2
357003604	0.34%	1
359009884	0.34%	1
362005560	0.67%	2
365000990	0.67%	2
368003535	0.34%	1
375000664	0.34%	1
380005927	0.34%	1
380008007	1.01%	3
390008178	0.67%	2
396003608	0.67%	2
401007007	0.67%	2
403009417	0.67%	2
404006151	0.34%	1
408002049	0.34%	1
411002131	0.34%	1
Too many rows for PDF export, try exporting to Word or CSV		

StartDate



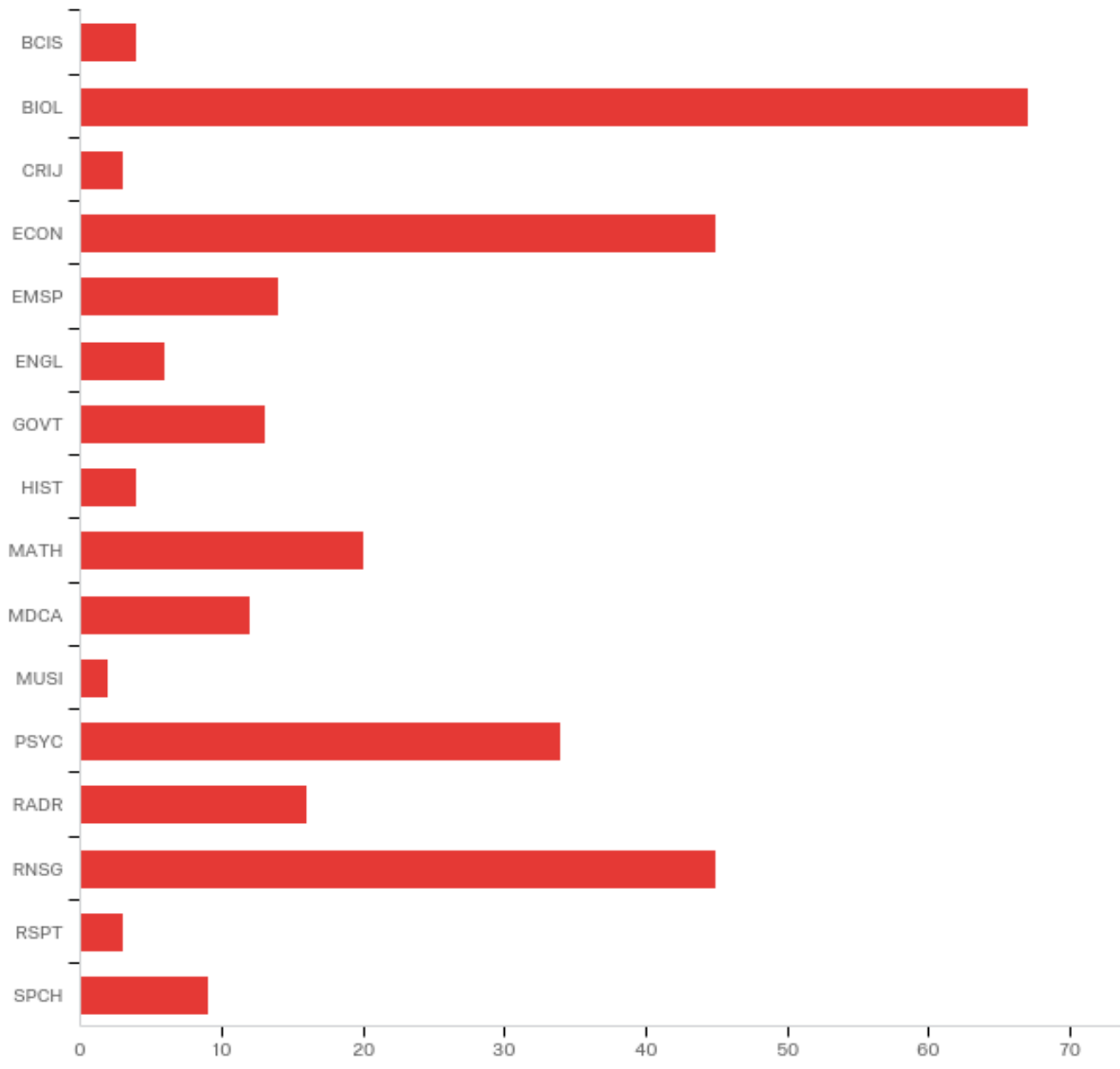
Answer	%	Count
06/05/2017	63.30%	188
06/19/2017	4.71%	14
06/26/2017	15.15%	45
07/10/2017	16.84%	50
Total	100%	297

EndDate



Answer	%	Count
07/06/2017	50.51%	150
07/14/2017	0.67%	2
07/16/2017	0.34%	1
07/17/2017	3.37%	10
07/27/2017	7.74%	23
07/28/2017	15.15%	45
08/10/2017	22.22%	66
Total	100%	297

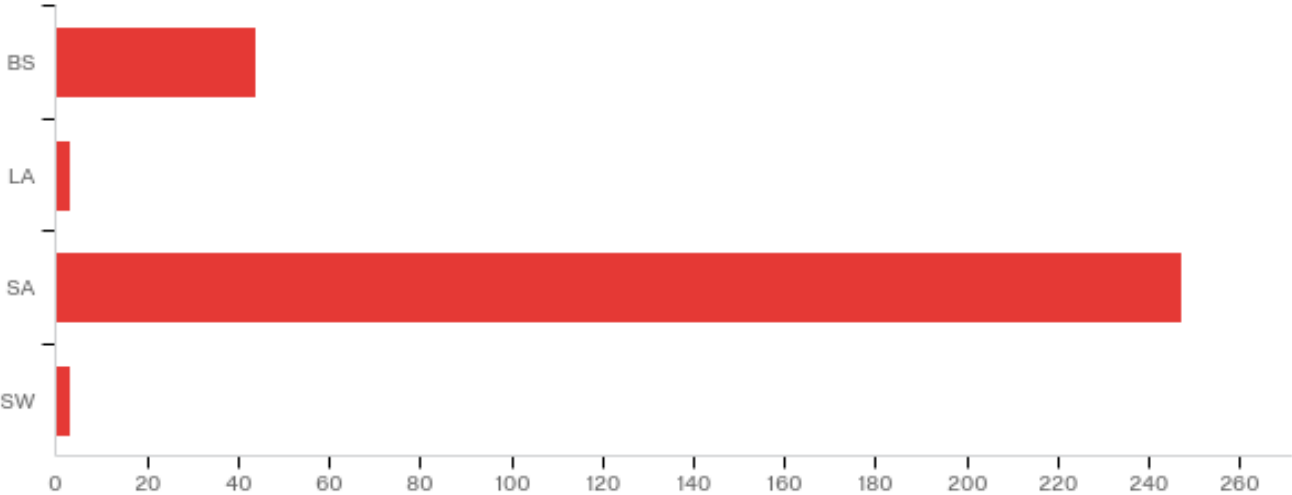
Dept



Answer	%	Count
BCIS	1.35%	4
BIOL	22.56%	67
CRIJ	1.01%	3
ECON	15.15%	45
EMSP	4.71%	14
ENGL	2.02%	6

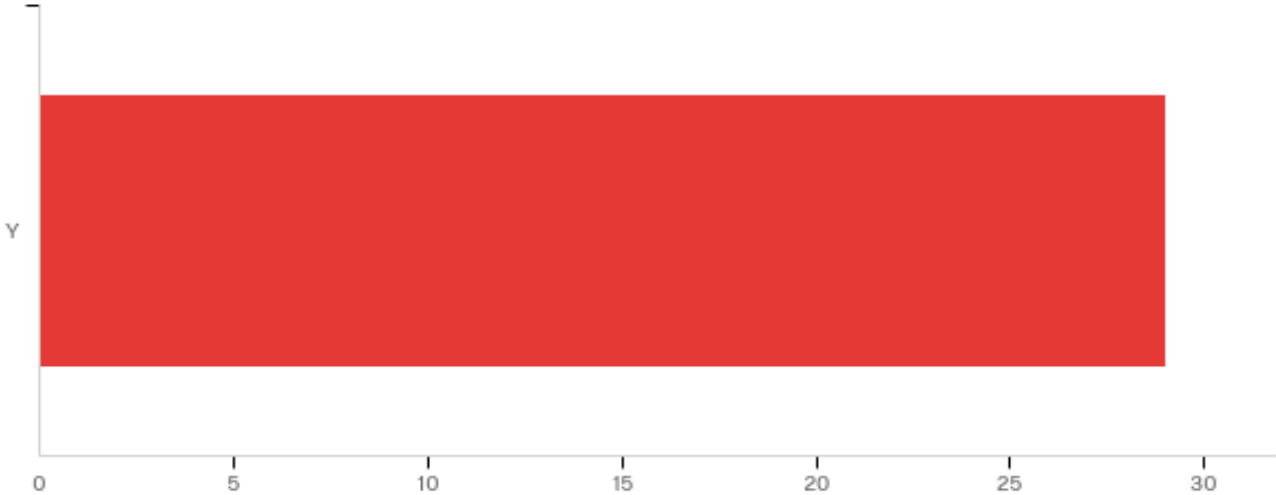
GOVT	4.38%	13
HIST	1.35%	4
MATH	6.73%	20
MDCA	4.04%	12
MUSI	0.67%	2
PSYC	11.45%	34
RADR	5.39%	16
RNSG	15.15%	45
RSPT	1.01%	3
SPCH	3.03%	9
Total	100%	297

CampusGroup



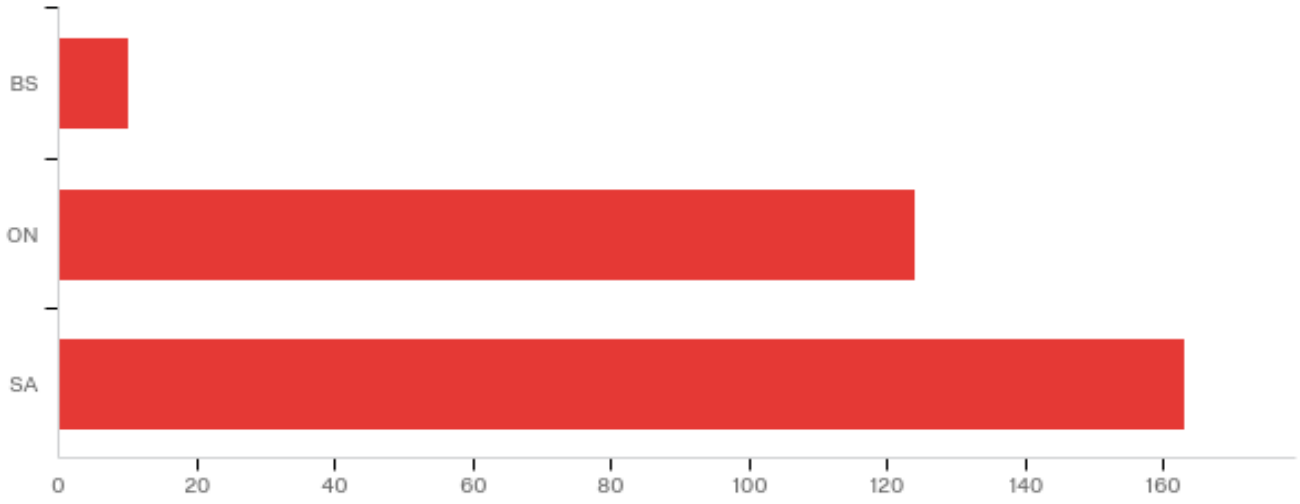
Answer	%	Count
BS	14.81%	44
LA	1.01%	3
SA	83.16%	247
SW	1.01%	3
Total	100%	297

DualCredit



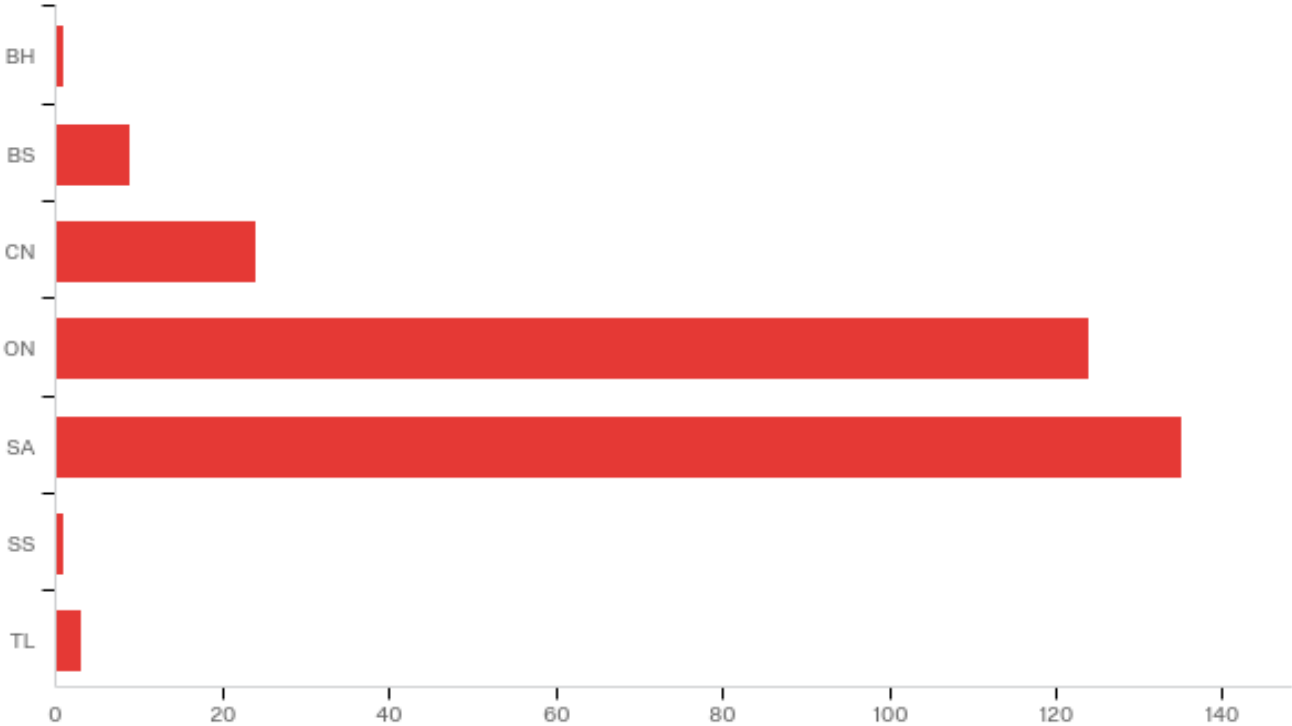
Answer	%	Count
Y	100.00%	29
Total	100%	29

CRSCampusGroup



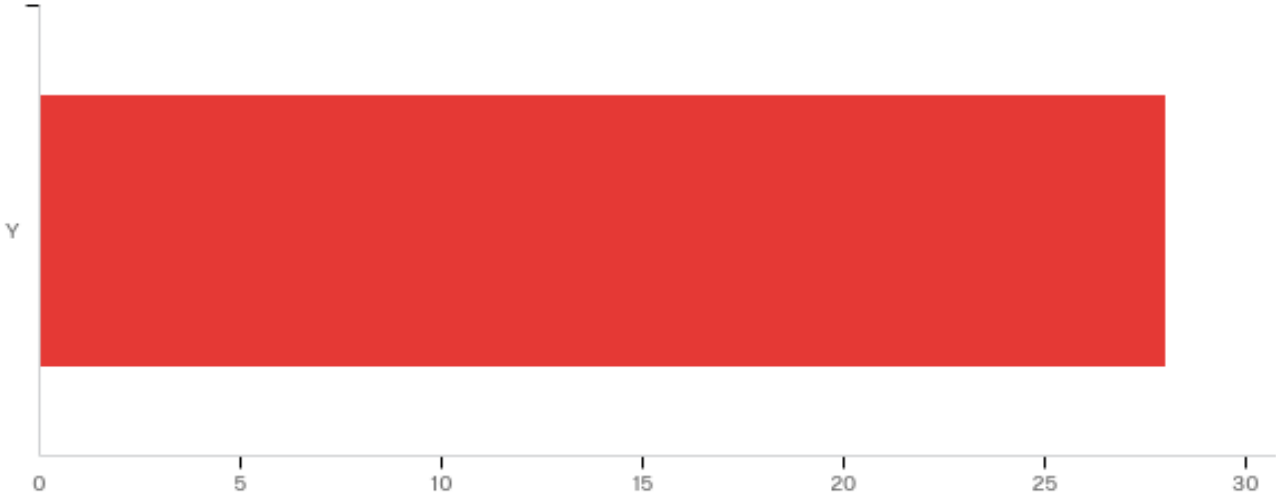
Answer	%	Count
BS	3.37%	10
ON	41.75%	124
SA	54.88%	163
Total	100%	297

CRSCampus



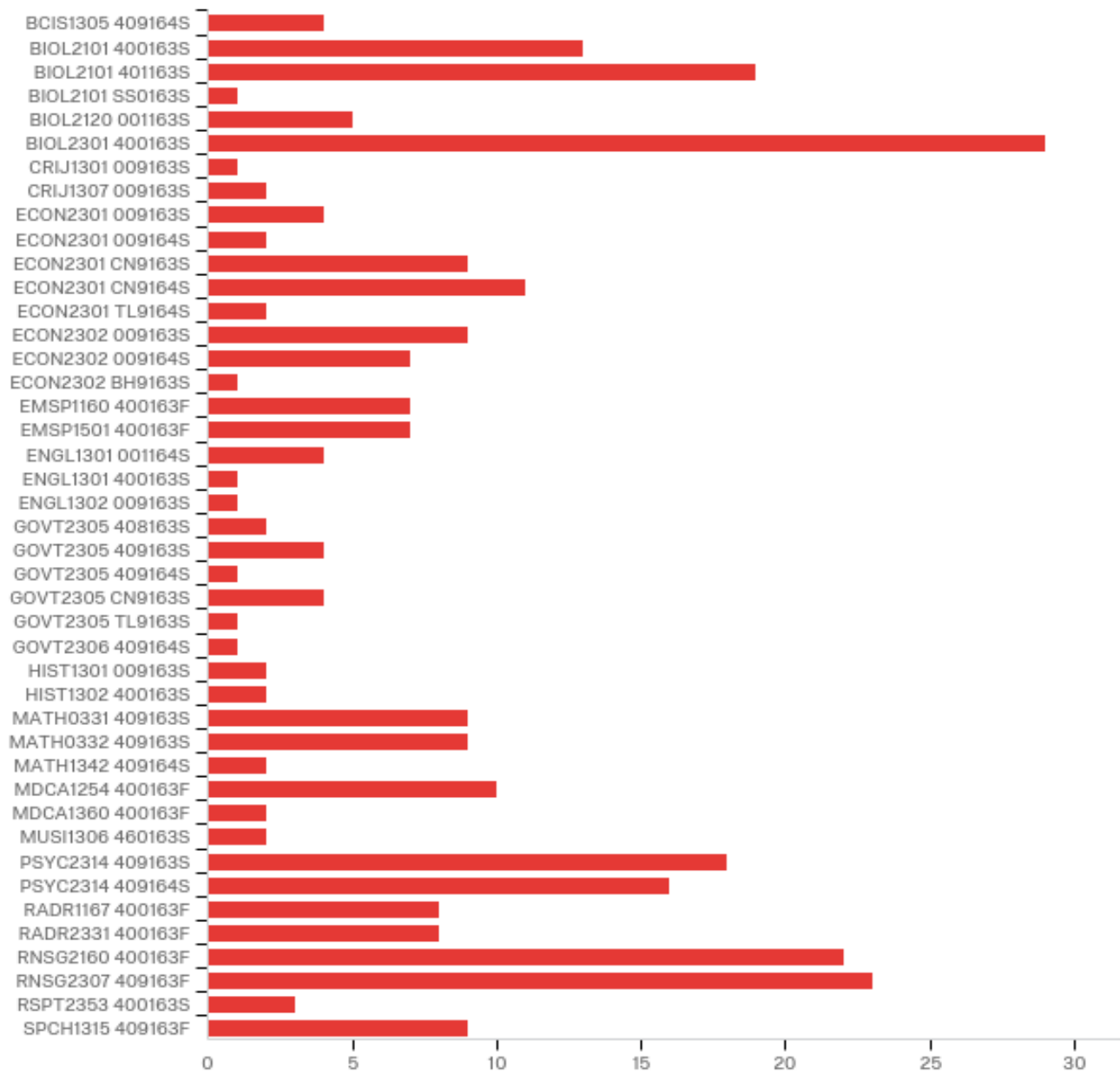
Answer	%	Count
BH	0.34%	1
BS	3.03%	9
CN	8.08%	24
ON	41.75%	124
SA	45.45%	135
SS	0.34%	1
TL	1.01%	3
Total	100%	297

CRSDualCredit



Answer	%	Count
Y	100.00%	28
Total	100%	28

CRSID

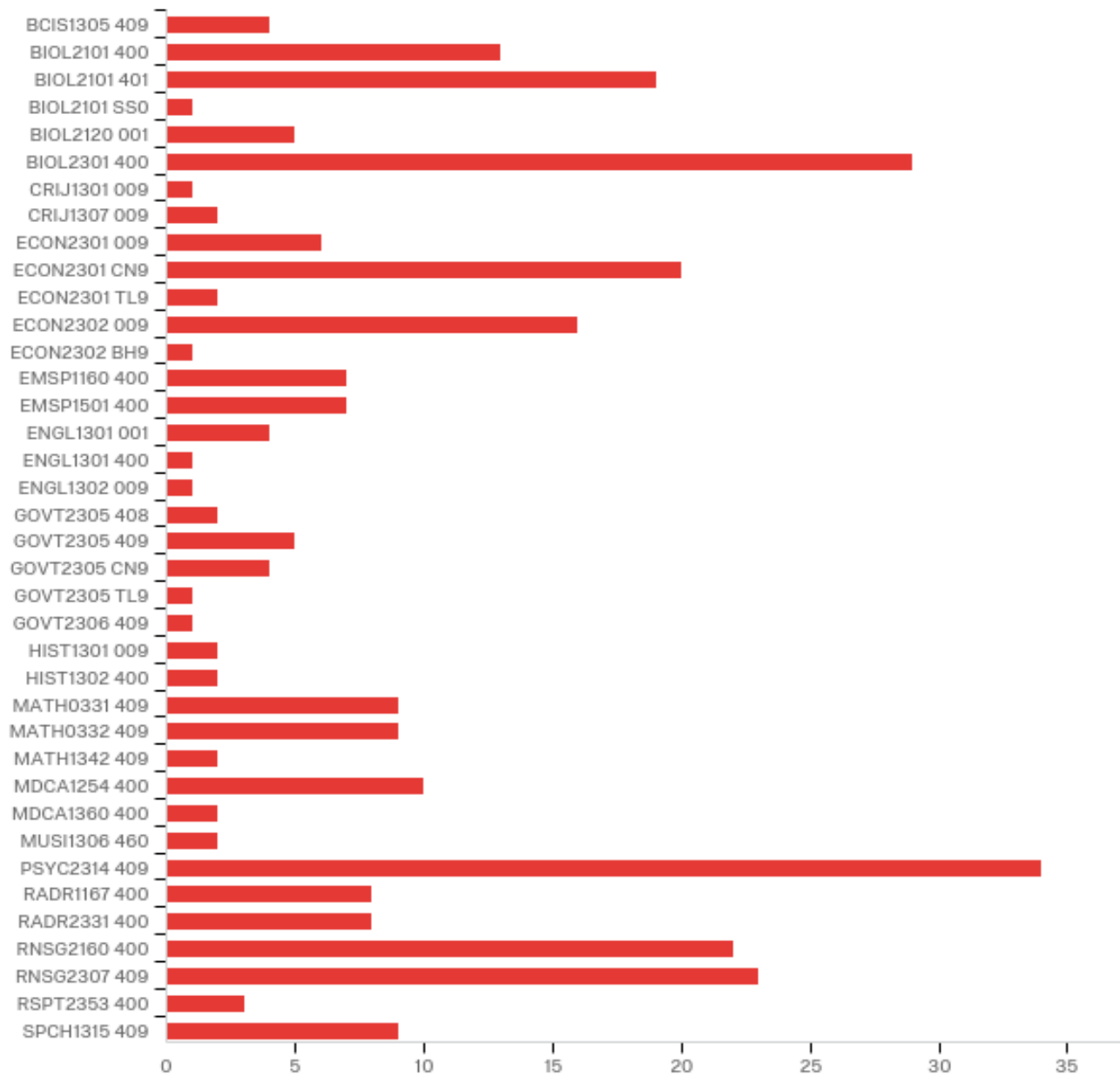


Answer	%	Count
BCIS1305 409164S	1.35%	4
BIOL2101 400163S	4.38%	13
BIOL2101 401163S	6.40%	19
BIOL2101 SS0163S	0.34%	1
BIOL2120 001163S	1.68%	5
BIOL2301 400163S	9.76%	29

CRIJ1301 009163S	0.34%	1
CRIJ1307 009163S	0.67%	2
ECON2301 009163S	1.35%	4
ECON2301 009164S	0.67%	2
ECON2301 CN9163S	3.03%	9
ECON2301 CN9164S	3.70%	11
ECON2301 TL9164S	0.67%	2
ECON2302 009163S	3.03%	9
ECON2302 009164S	2.36%	7
ECON2302 BH9163S	0.34%	1
EMSP1160 400163F	2.36%	7
EMSP1501 400163F	2.36%	7
ENGL1301 001164S	1.35%	4
ENGL1301 400163S	0.34%	1
ENGL1302 009163S	0.34%	1
GOVT2305 408163S	0.67%	2
GOVT2305 409163S	1.35%	4
GOVT2305 409164S	0.34%	1
GOVT2305 CN9163S	1.35%	4
GOVT2305 TL9163S	0.34%	1
GOVT2306 409164S	0.34%	1
HIST1301 009163S	0.67%	2
HIST1302 400163S	0.67%	2
MATH0331 409163S	3.03%	9
MATH0332 409163S	3.03%	9
MATH1342 409164S	0.67%	2
MDCA1254 400163F	3.37%	10
MDCA1360 400163F	0.67%	2
MUSI1306 460163S	0.67%	2
PSYC2314 409163S	6.06%	18
PSYC2314 409164S	5.39%	16
RADR1167 400163F	2.69%	8

RADR2331 400163F	2.69%	8
RNSG2160 400163F	7.41%	22
RNSG2307 409163F	7.74%	23
RSPT2353 400163S	1.01%	3
SPCH1315 409163F	3.03%	9
Total	100%	297

SECTID

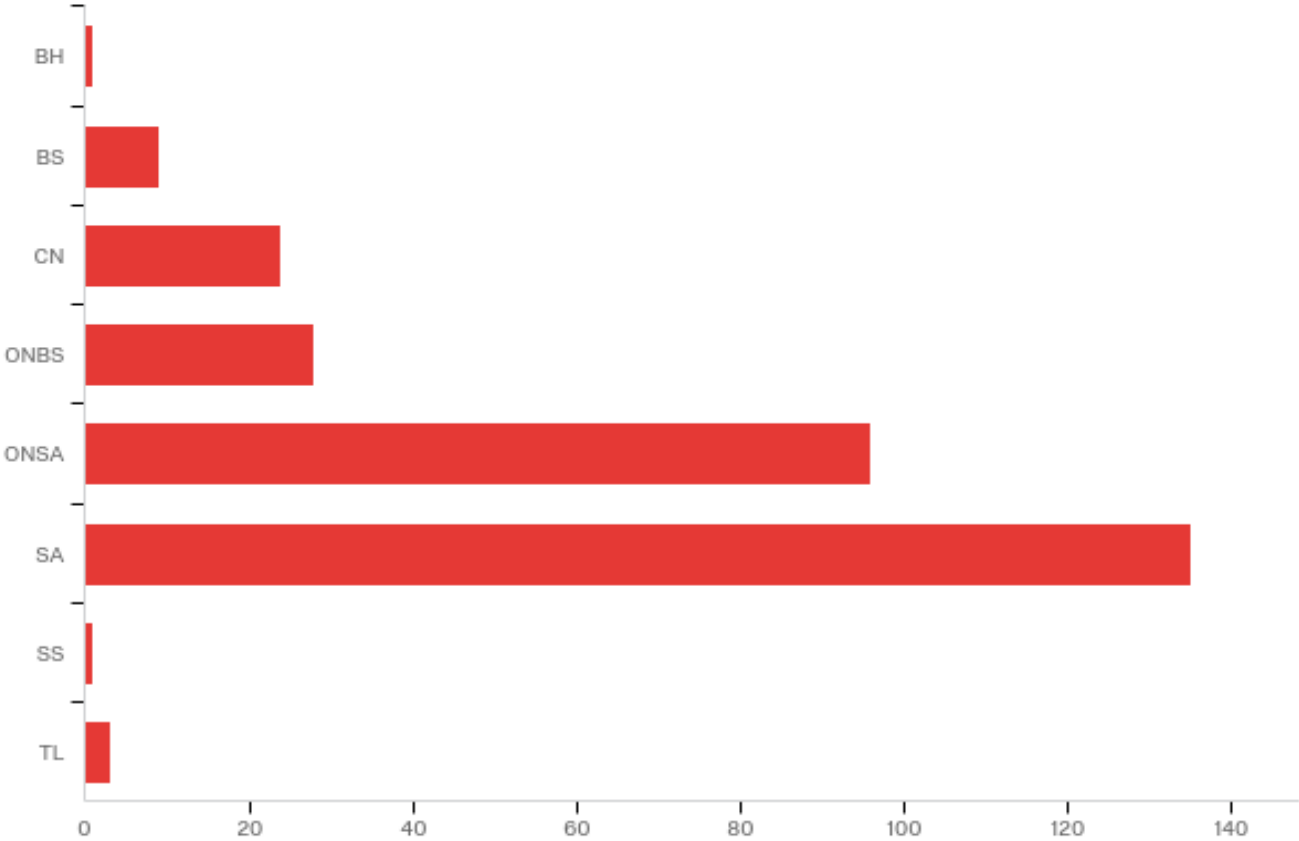


Answer	%	Count
BCIS1305 409	1.35%	4
BIOL2101 400	4.38%	13
BIOL2101 401	6.40%	19
BIOL2101 SS0	0.34%	1
BIOL2120 001	1.68%	5
BIOL2301 400	9.76%	29

CRIJ1301 009	0.34%	1
CRIJ1307 009	0.67%	2
ECON2301 009	2.02%	6
ECON2301 CN9	6.73%	20
ECON2301 TL9	0.67%	2
ECON2302 009	5.39%	16
ECON2302 BH9	0.34%	1
EMSP1160 400	2.36%	7
EMSP1501 400	2.36%	7
ENGL1301 001	1.35%	4
ENGL1301 400	0.34%	1
ENGL1302 009	0.34%	1
GOVT2305 408	0.67%	2
GOVT2305 409	1.68%	5
GOVT2305 CN9	1.35%	4
GOVT2305 TL9	0.34%	1
GOVT2306 409	0.34%	1
HIST1301 009	0.67%	2
HIST1302 400	0.67%	2
MATH0331 409	3.03%	9
MATH0332 409	3.03%	9
MATH1342 409	0.67%	2
MDCA1254 400	3.37%	10
MDCA1360 400	0.67%	2
MUSI1306 460	0.67%	2
PSYC2314 409	11.45%	34
RADR1167 400	2.69%	8
RADR2331 400	2.69%	8
RNSG2160 400	7.41%	22
RNSG2307 409	7.74%	23
RSPT2353 400	1.01%	3
SPCH1315 409	3.03%	9

Total	100%	297
-------	------	-----

WORKONLCA



Answer	%	Count
BH	0.34%	1
BS	3.03%	9
CN	8.08%	24
ONBS	9.43%	28
ONSA	32.32%	96
SA	45.45%	135
SS	0.34%	1
TL	1.01%	3
Total	100%	297