

1-My Report

Course Evaluation - Summer 2016

August 22nd 2017, 8:19 am CDT

Q2 - During this current semester, how much has this course, [Field-Course] [Field-Title], emphasized the following?

Question	Very Much		Quite a bit		Some		Very little	
a. Memorizing facts, ideas, or methods from your courses and reading so that you can repeat them in pretty much the same form	14.52%	149	18.10%	118	19.76%	50	23.29%	17
b. Analyzing the basic elements of an idea, experience, or theory	17.45%	179	17.94%	117	12.25%	31	9.59%	7
c. Synthesizing and organizing ideas, information, or experiences in new ways	17.06%	175	16.87%	110	16.21%	41	10.96%	8
d. Making judgment	16.96%	174	16.10%	105	17.79%	45	13.70%	10

s about the value or soundness of information, arguments, or methods								
e. Applying theories or concepts to practical problems or in new situations	17.35%	178	15.18%	99	18.18%	46	15.07%	11
f. Using information you have read or heard to perform a new skill	16.67%	171	15.80%	103	15.81%	40	27.40%	20
Total	Total	1026	Total	652	Total	253	Total	73

#	Field	Minimum	Maximum	Mean	Std Deviation	Variance	Count	Bottom 3 Box	Top 3 Box
1	a. Memorizing facts, ideas, or methods from your courses and reading so that you can repeat them in	1.00	4.00	1.81	0.87	0.76	334	94.91%	55.39%

	pretty much the same form								
2	b. Analyzing the basic elements of an idea, experience, or theory	1.00	4.00	1.60	0.74	0.55	334	97.90%	46.41%
3	c. Synthesizing and organizing ideas, information, or experiences in new ways	1.00	4.00	1.65	0.79	0.62	334	97.60%	47.60%
4	d. Making judgments about the value or soundness of information, arguments, or methods	1.00	4.00	1.67	0.82	0.67	334	97.01%	47.90%
5	e. Applying theories or concepts to practical problems or in new situations	1.00	4.00	1.67	0.83	0.69	334	96.71%	46.71%
6	f. Using information	1.00	4.00	1.73	0.89	0.80	334	94.01%	48.80%

on you have read or heard to perform a new skill								
--	--	--	--	--	--	--	--	--

Q3 - During this current semester, to what extent did this course, [Field-Course] [Field-Title], help you develop in the following areas?

#	Question	Very Much		Quite a bit		Some		Very little	
1	a. Writing clearly and effectively	8.43%	146	9.22%	85	9.17%	55	9.66%	31
2	b. Speaking clearly and effectively	7.16%	124	7.70%	71	10.67%	64	8.10%	26
3	c. Thinking critically and analytically	11.32%	196	9.87%	91	6.50%	39	1.87%	6
4	d. Solving numerical problems	5.54%	96	7.27%	67	9.33%	56	13.71%	44
5	e. Using computing and information technology	9.30%	161	8.24%	76	7.17%	43	7.79%	25
6	f. Working effectively with others	7.56%	131	7.81%	72	7.33%	44	12.15%	39
7	g. Learning effectively with others	8.26%	143	8.57%	79	8.00%	48	7.48%	24
8	h. Understanding	9.58%	166	8.57%	79	8.00%	48	7.17%	23

	myself								
9	i. Understanding people of other racial and ethnic backgrounds	8.60%	149	6.83%	63	8.67%	52	7.79%	25
10	j. Developing a personal code of values and ethics	9.01%	156	8.46%	78	7.50%	45	8.10%	26
11	k. Contributing to the welfare of the community	6.76%	117	8.24%	76	9.33%	56	9.97%	32
12	l. Developing clearer career goals	8.49%	147	9.22%	85	8.33%	50	6.23%	20
	Total	Total	1732	Total	922	Total	600	Total	321

#	Field	Minimum	Maximum	Mean	Std Deviation	Variance	Count	Bottom 3 Box	Top 3 Box
1	a. Writing clearly and effectively	1.00	4.00	1.91	1.01	1.02	317	90.22%	53.94%
2	b. Speaking	1.00	4.00	1.97	1.01	1.02	285	90.88%	56.49%

	clearly and effectively								
3	c. Thinking critically and analytically	1.00	4.00	1.56	0.77	0.59	332	98.19%	40.96%
4	d. Solving numerical problems	1.00	4.00	2.18	1.10	1.21	263	83.27%	63.50%
5	e. Using computing and information technology	1.00	4.00	1.78	0.97	0.95	305	91.80%	47.21%
6	f. Working effectively with others	1.00	4.00	1.97	1.08	1.16	286	86.36%	54.20%
7	g. Learning effectively with others	1.00	4.00	1.84	0.98	0.95	294	91.84%	51.36%
8	h. Understanding myself	1.00	4.00	1.77	0.96	0.92	316	92.72%	47.47%
9	i. Understanding people of other racial and ethnic backgrounds	1.00	4.00	1.84	1.01	1.02	289	91.35%	48.44%
10	j. Developing a personal code of	1.00	4.00	1.81	0.98	0.96	305	91.48%	48.85%

	values and ethics								
11	k. Contributing to the welfare of the community	1.00	4.00	2.01	1.03	1.07	281	88.61%	58.36%
12	l. Developing clearer career goals	1.00	4.00	1.81	0.94	0.88	302	93.38%	51.32%

Q6 - During this current semester, to what extent did this instructor, [Field-Instructor], in this course, [Field-Course] [Field-Title], do the following?

#	Question	Completely		Adequately		Minimally		Not at all	
1	a. Explained the course requirements and learning objectives clearly	8.58%	259	8.15%	63	5.52%	9	4.88%	2
2	b. Clearly defined the grading criteria of the course	8.78%	265	6.99%	54	7.36%	12	4.88%	2
3	c. Gave assignments that were consistent with the course objectives	9.08%	274	6.60%	51	4.91%	8	0.00%	0
4	d. Gave assignments that contributed to my understanding of the subject	8.81%	266	7.63%	59	4.29%	7	2.44%	1
5	e. Connected subject matter to the real world	8.35%	252	8.41%	65	7.98%	13	7.32%	3

6	f. Used good examples to clarify points	8.15%	246	8.54%	66	11.04%	18	7.32%	3
7	g. Led discussions that were helpful to my learning	7.59%	229	9.70%	75	14.11%	23	14.63%	6
8	h. Was available to me when I needed assistance	8.31%	251	8.67%	67	7.98%	13	4.88%	2
9	i. Evaluated my work in ways that helped me learn	7.59%	229	10.48%	81	11.04%	18	12.20%	5
10	j. Provided feedback that gave me direction for improvement	7.95%	240	8.54%	66	11.04%	18	21.95%	9
11	k. Created a comfortable learning environment	8.38%	253	8.02%	62	7.36%	12	14.63%	6
12	l. Created an overall engaging learning experience	8.45%	255	8.28%	64	7.36%	12	4.88%	2

	ce								
	Total	Total	3019	Total	773	Total	163	Total	41

#	Field	Minimum	Maximum	Mean	Std Deviation	Variance	Count	Bottom 3 Box	Top 3 Box
1	a. Explained the course requirements and learning objectives clearly	1.00	4.00	1.26	0.53	0.28	333	99.40%	22.22%
2	b. Clearly defined the grading criteria of the course	1.00	4.00	1.25	0.54	0.30	333	99.40%	20.42%
3	c. Gave assignments that were consistent with the course objectives	1.00	3.00	1.20	0.46	0.21	333	100.00%	17.72%
4	d. Gave assignments that contributed to my understanding of the subject	1.00	4.00	1.23	0.49	0.24	333	99.70%	20.12%
5	e. Connected subject	1.00	4.00	1.30	0.59	0.34	333	99.10%	24.32%

	matter to the real world								
6	f. Used good examples to clarify points	1.00	4.00	1.33	0.62	0.38	333	99.10%	26.13%
7	g. Led discussions that were helpful to my learning	1.00	4.00	1.42	0.70	0.49	333	98.20%	31.23%
8	h. Was available to me when I needed assistance	1.00	4.00	1.30	0.57	0.32	333	99.40%	24.62%
9	i. Evaluated my work in ways that helped me learn	1.00	4.00	1.40	0.66	0.44	333	98.50%	31.23%
10	j. Provided feedback that gave me direction for improvement	1.00	4.00	1.39	0.71	0.51	333	97.30%	27.93%
11	k. Created a comfortable learning environment	1.00	4.00	1.31	0.63	0.39	333	98.20%	24.02%
12	l. Created an	1.00	4.00	1.28	0.56	0.31	333	99.40%	23.42%

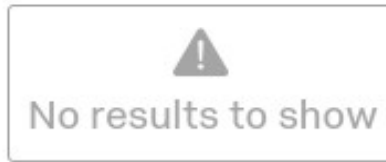
overall engaging learning experien ce								
---	--	--	--	--	--	--	--	--

Q14 - (Optional) What is your ethnicity?

#	Answer	%	Count
1	Hispanic or Latino	39.13%	126
2	Not Hispanic or Latino	60.87%	196
	Total	100%	322

#	Field	Minimum	Maximum	Mean	Std Deviation	Variance	Count	Bottom 3 Box	Top 3 Box
1	(Optional) What is your ethnicity ?	1.00	2.00	1.61	0.49	0.24	322	100.00%	100.00%

Title



Answer	%	Count
Adapt to the Role of Prof Nurse	0.30%	1
Advanced Radiographic Procedures	2.99%	10
American Literature I	6.27%	21
Anatomy & Physiology I	7.16%	24
Anatomy & Physiology II Laboratory	3.58%	12
Beginning Algebra	2.09%	7
Biology for Science Majors II	3.28%	11
Biology for Science Majors II Lab	2.69%	9
British Literature II	2.69%	9
Business Computer Applications	0.90%	3
Business Law	1.79%	6
College Algebra	0.30%	1
Concepts of Physical Education	0.30%	1
Emergency Medical Tech-Basic	4.78%	16
Federal Government	2.09%	7
Financial Literacy	1.19%	4
Integrated Reading & Writing	0.90%	3
Intro to Database Programming	0.60%	2
Introduction to Sociology	5.07%	17
Juvenile Justice System	1.19%	4

Learning Framework	4.48%	15
Life Span/Growth & Development	11.94%	40
Medical Assistant Clinical	2.69%	9
Medical Assistant Credential Exam	2.69%	9
Microbiology for Non-Science Majors	3.28%	11
Music Appreciation	1.49%	5
Neonatal/Pediatric Respiratory Care	1.49%	5
Practicum-Rad Tech/Science	2.99%	10
Principles of Macroeconomics	14.03%	47
Principles of Microeconomics	2.39%	8
Psychology of Human Adjustment	1.49%	5
Texas Government	0.60%	2
World Cultures	0.30%	1
Total	100%	335

Q10 - How many TOTAL credit hours have you earned at this college, not counting the courses you are currently taking this term?

#	Answer	%	Count
1	None	11.45%	38
2	1-14 credits	33.43%	111
3	15-29 credits	17.77%	59
4	30-44 credits	18.07%	60
5	45-60 credits	10.54%	35
6	over 60 credits	8.73%	29
	Total	100%	332

Field	Minimum	Maximum	Mean	Std Deviation	Variance	Count	Bottom 3 Box	Top 3 Box
How many TOTAL credit hours have you earned at this college, not counting the courses you are currently taking this term?	1.00	6.00	3.09	1.47	2.17	332	62.65%	37.35%

Q5 - Mark the box that best represents the extent to which [Field-Course] [Field-Title] challenged you to do your best work

**7 - "Extremely Challenging"
Easy"**

1 - "Extremely

#	Answer	%	Count
7	7-Extremely Challenging	23.42%	78
6	6	30.33%	101
5	5	26.13%	87
4	4	12.91%	43
3	3	4.50%	15
2	2	2.40%	8
1	1-Extremely Easy	0.30%	1
	Total	100%	333

Field	Minimum	Maximum	Mean	Std Deviation	Variance	Count	Bottom 3 Box	Top 3 Box
Mark the box that best represents the extent to which [Field-Course] [Field-Title] challenged you to do your best work 7 - "Extremely Challenging	1.00	7.00	5.47	1.26	1.59	333	7.21%	79.88%

g"
1 -
"Ext
remely
Easy&quo
t;

--	--	--	--	--	--	--	--	--

Q4 - Mark the box that best represents the extent to which you met the learning objectives of [Field-Course] [Field-Title]:

#	Answer	%	Count
1	Completely	58.79%	194
2	Adequately	36.67%	121
3	Minimally	3.94%	13
4	Not at all	0.61%	2
	Total	100%	330

Field	Minimum	Maximum	Mean	Std Deviation	Variance	Count	Bottom 3 Box	Top 3 Box
Mark the box that best represents the extent to which you met the learning objectives of [Field-Course] [Field-Title]:	1.00	4.00	1.46	0.60	0.36	330	99.39%	41.21%

Q1 - In your experience with this class, [Field-Course] [Field-Title], during the current semester, how often did you do the following?

#	Question	Very Often		Often		Sometimes		Never	
1	a. Asked questions in class or contributed to class discussion	9.02%	144	7.93%	93	7.00%	74	1.52%	23
2	b. Made a class presentation	3.51%	56	5.20%	61	6.43%	68	9.82%	149
3	c. Prepared two or more drafts of an assignment before turning it in	4.95%	79	7.76%	91	8.51%	90	4.87%	74
4	d. Worked on papers that require integrating ideas or information from various sources	7.33%	117	9.04%	106	5.87%	62	3.23%	49
5	e. Worked with other students on projects	4.76%	76	5.71%	67	5.20%	55	8.96%	136

	during class								
6	f. Worked with classmates outside of class to complete the assignment	3.76%	60	4.43%	52	5.20%	55	11.00%	167
7	g. Participated in a community-based project as part of your coursework	2.94%	47	4.26%	50	4.92%	52	12.19%	185
8	h. Used the Internet to work on an assignment	12.28%	196	5.54%	65	5.49%	58	0.99%	15
9	i. Used e-mail to communicate with your instructor	8.58%	137	6.73%	79	7.95%	84	2.24%	34
10	j. Discussed grades or assignments with your instructor	7.14%	114	7.16%	84	8.70%	92	2.90%	44
11	k. Talked about career	4.32%	69	4.18%	49	8.89%	94	8.04%	122

	plans with your instructor								
12	l. Discussed ideas from your readings or class with your instructor outside of class	4.70%	75	4.77%	56	5.68%	60	9.42%	143
13	m. Worked harder than you thought you could to meet the instructor's standards or expectations	7.21%	115	10.32%	121	6.81%	72	1.71%	26
14	n. Discussed ideas from the readings or class with others outside of class (students, family members, co-workers, etc.)	7.46%	119	9.21%	108	5.87%	62	2.96%	45
15	o. Skipped class	0.81%	13	0.85%	10	2.27%	24	18.91%	287
16	p. Received	11.22%	179	6.91%	81	5.20%	55	1.25%	19

	prompt feedback from your instructor about your performance								
	Total	Total	1596	Total	1173	Total	1057	Total	1518

Field	Minimum	Maximum	Mean	Std Deviation	Variance	Count	Bottom 3 Box	Top 3 Box
a. Asked questions in class or contributed to class discussion	1.00	4.00	1.93	0.96	0.92	334	93.11%	56.89%
b. Made a class presentation	1.00	4.00	2.93	1.14	1.29	334	55.39%	83.23%
c. Prepared two or more drafts of an assignment before turning it in	1.00	4.00	2.48	1.08	1.17	334	77.84%	76.35%
d. Worked on papers that require integrating ideas or information from various sources	1.00	4.00	2.13	1.05	1.11	334	85.33%	64.97%
e. Worked with other students on	1.00	4.00	2.75	1.21	1.46	334	59.28%	77.25%

projects during class									
f. Worked with classmates outside of class to complete the assignment	1.00	4.00	2.99	1.17	1.37	334	50.00%	82.04%	
g. Participated in a community-based project as part of your coursework	1.00	4.00	3.12	1.12	1.25	334	44.61%	85.93%	
h. Used the Internet to work on an assignment	1.00	4.00	1.68	0.91	0.84	334	95.51%	41.32%	
i. Used e-mail to communicate with your instructor	1.00	4.00	2.04	1.03	1.07	334	89.82%	58.98%	
j. Discussed grades or assignments with your instructor	1.00	4.00	2.20	1.05	1.10	334	86.83%	65.87%	
k. Talked about career plans with your instructor	1.00	4.00	2.81	1.14	1.30	334	63.47%	79.34%	
l. Discussed ideas from your	1.00	4.00	2.81	1.21	1.46	334	57.19%	77.54%	

readings or class with your instructor outside of class								
m. Worked harder than you thought you could to meet the instructor's standards or expectations	1.00	4.00	2.03	0.93	0.87	334	92.22%	65.57%
n. Discussed ideas from the readings or class with others outside of class (students, family members, co-workers, etc.)	1.00	4.00	2.10	1.03	1.07	334	86.53%	64.37%
o. Skipped class	1.00	4.00	3.75	0.69	0.48	334	14.07%	96.11%
p. Received prompt feedback from your instructor about your performance	1.00	4.00	1.74	0.93	0.86	334	94.31%	46.41%

Q13 - (Optional) Mark your age.

#	Answer	%	Count
1	Under 18	12.11%	39
2	18 - 19	11.80%	38
3	20 - 21	16.77%	54
4	22 - 24	20.19%	65
5	25 - 29	15.84%	51
6	30 - 39	15.22%	49
7	40 - 49	4.97%	16
8	50 - 64	2.80%	9
9	65 +	0.31%	1
	Total	100%	322

Field	Minimum	Maximum	Mean	Std Deviation	Variance	Count	Bottom 3 Box	Top 3 Box
(Optional) Mark your age.	1.00	9.00	3.97	1.86	3.47	322	40.68%	8.07%

Q11 - Thinking about the current academic term how would you characterize your enrollment in this college?

#	Answer	%	Count
1	Full-time	49.55%	165
2	Part-time	50.45%	168
	Total	100%	333

Field	Minimum	Maximum	Mean	Std Deviation	Variance	Count	Bottom 3 Box	Top 3 Box
Thinking about the current academic term how would you characterize your enrollment in this college?	1.00	2.00	1.50	0.50	0.25	333	100.00%	100.00%

Q12 - (Optional) Mark your sex.

#	Answer	%	Count
1	Male	28.44%	91
2	Female	71.56%	229
	Total	100%	320

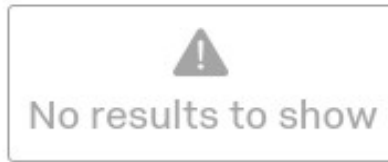
Field	Minimum	Maximum	Mean	Std Deviation	Variance	Count	Bottom 3 Box	Top 3 Box
(Optional) Mark your sex.	1.00	2.00	1.72	0.45	0.20	320	100.00%	100.00%

Q7 - My overall rating of this instructor, [Field-Instructor], is:

#	Answer	%	Count
1	Outstanding	65.06%	216
2	Very good	25.90%	86
3	Satisfactory	7.53%	25
4	Unsatisfactory	1.51%	5
	Total	100%	332

Field	Minimum	Maximum	Mean	Std Deviation	Variance	Count	Bottom 3 Box	Top 3 Box
My overall rating of this instructor, [Field-Instructor], is:	1.00	4.00	1.45	0.70	0.49	332	98.49%	34.94%

Course



Answer	%	Count
BCIS-1305	0.90%	3
BIOL-1107	2.69%	9
BIOL-1307	3.28%	11
BIOL-2102	3.58%	12
BIOL-2301	7.16%	24
BIOL-2320	3.28%	11
BUSG-1304	1.19%	4
BUSI-2301	1.79%	6
CRIJ-1313	1.19%	4
ECON-2301	14.03%	47
ECON-2302	2.39%	8
EDUC-1100	4.48%	15
EMSP-1501	4.78%	16
ENGL-0315	0.90%	3
ENGL-2323	2.69%	9
ENGL-2327	6.27%	21
GOVT-2305	2.09%	7
GOVT-2306	0.60%	2
HUMA-2323	0.30%	1
ITSE-2309	0.60%	2

MATH-0331	2.09%	7
MATH-1314	0.30%	1
MDCA-1254	2.69%	9
MDCA-1360	2.69%	9
MUSI-1306	1.49%	5
PHED-1338	0.30%	1
PSYC-2314	11.94%	40
PSYC-2315	1.49%	5
RADR-1167	2.99%	10
RADR-2331	2.99%	10
RNSG-2307	0.30%	1
RSPT-2353	1.49%	5
SOCI-1301	5.07%	17
Total	100%	335

Q15 - (Optional) What is your race? Mark one or more races that you consider yourself to be.

#	Answer	%	Count
1	American Indian or Alaska Native	2.10%	6
2	Asian	1.75%	5
3	Black or African American	4.90%	14
4	Native Hawaiian or Other Pacific Islander	1.40%	4
5	White	89.86%	257
	Total	100%	286

Field	Minimum	Maximum	Mean	Std Deviation	Variance	Count	Bottom 3 Box	Top 3 Box
(Optional) What is your race? Mark one or more races that you consider yourself to be.	1.00	5.00	4.75	0.80	0.64	286	8.74%	96.15%

Q9 - Please provide comments about this instructor or course [Field-Instructor], [Field-Course] [Field-Title]:

Please provide comments about this instructor or course [Field-Instructor],...

This is the first time I have ever given a bad feedback. I have taken 61 hours at Howard College and have never been so disappointed in my instructor. 1 Exam caused me to make the lowest grade I have ever made in my college career because it was not available on the due date. Instead, it was available the day after the due date and I did not login to check my assignments that day, therefore, did not know. When Mrs. Nix did not want to re-open the assignment her reasoning was that it was open for several days before that. While this is true, I spent those days studying for the exam and was planning on doing it the day it was due. There is nothing wrong with waiting until the final due date as long as you are productive the days before. I realize that everybody makes mistakes, but there should have been a more reasonable correction for her mistake. Me missing an exam during a Summer course was crucial to my grade and now I am having to pay work back for this class because I did not make above a "C". I was about 1 point away from making a "C", so the exam was definitely a major factor in me losing out on money now.

SHE is very knowledgeable and passionate about the subject and she is very detailed. She makes it easy to transition from not understanding to understanding. I enjoyed this course.

Keep personal feelings out of the way when grading.

I could've had a better grade rather than being border line had one of the exams not closed earlier than its due date. Instructor did send a blackboard email in regards to it being reopened. Yes I could've remained aware and checked my black board messages however that Monday I did not have the chance to log in and never knew that exam was available. It was closed and not be re opened according to my classmates who emailed ms. nix in regards to the issue. It was a high inconvenience on our part. I do see every aspect of it, I do take my part of the fault. I know for sure I am not the only one in this class who missed the exam and is highly upset. I think the exam should have remained open till the end of the course, been reopend in chapter 5 or we should have been given another chance to make up an exam grade. So many different ways it couldve happend rather than be re-opened on a random day that I didnt expect.

Thank you for the great summer semester!

Very good teacher. Always gave excellent feedback after all assignments.

I like the instructor, I learned to much about the course thanks to her. Even when this is an online class I always got a feed back from her.

It was an Interesting class.

I think the course was very well organized and really believe I would have enjoyed the class in person opposed to web based.

Great Job and this class should be taken your first semester in college.

I really liked taking this class

Loved her! She gave me feedback on nearly every assignment. She always let us know that she was there if we needed to as any questions.

Great instructor. Very organized and easy to understand. Enjoyed the course very much.

Mrs. Parson's did an outstanding job very clear with explaining the course and assignments.

Great instructor of the course, I learned a lot and enjoyed this class quite a bit.

This course was very hard, but I didn't need help all that often.

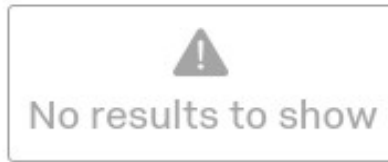
I was very pleased with the outcome of this class! Mrs P was a wonderful instructor and I am very glad I ended up taking this class!
Professor Parsons was an amazing instructor! Really enjoyed the course.
Carla Harrold provided good assistance and showed concern and understanding with how my grades were going. Overall, the class was challenging and very good.
Good.
Challenging course but essential information
NA
I enjoyed this class. Professor Nix answered my questions immediately.
I found this class challenging but I learned a lot.
I have absolutely had a wonderful experience with the professor and the course! I love the organization of the teacher and the way she encourages her students to try their best and helps them with any questions they may or may not have.
I think some of the discussion boards should have a clearer objective, at times they were confusing.
I really liked this teacher she helped me when I needed It and she explained what we had to get done very well
This was a very challenging course but the instructor did an excellent job of relating the information in a way that helped me to understand the subject. Overall this course was enjoyable despite the level of difficulty associated with it.
I find this course very inspirational and for Mrs. Parsons, she responded in a timely manner to any situation that I came across.
The instructor always gave helpful feedback on assignments and was there if you had any question.
Mrs.Whitford was an amazing professor. She responded back to all my questions in a very prompt manner. i would highly recommend taking her class.
Awesome Instructor
The instructor provided objectives and assignments that helped me understand the course better. She was also there 24/7 if I needed help with anything or had any questions. Amazing teacher!
Great Professor who is very enthusiastic on her courses. Always there to help when I needed it.
Professor Whitford was amazing and the class was wonderful. I enjoyed it very much and enjoyed all the things that we did during the semester.
In order for me to succeed in this class I pushed myself past limits I did not know I could go to. i am a better student when there is organization and clearly stated questions, and this class was very successful.
Although this course was very difficult for me, I am working hard to try and understand all of the concepts and thanks to my instructor there were many resources I could use in order to better my grade and understanding. Overall, Prof. Harrold was very helpful and provided a lot of opportunities for her students.
I really enjoyed Professor Hubbard's desire to help and ensure we understood material. I learned more than anticipated in this short time.
Online class was easy to follow and I knew exactly what was asked of me.
She helped me a lot when I was given the wrong code for the class
She was a GREAT instructor and was very precise and clear with every assignment that she gave! Perfect teacher for this class!
Professor Hubbard was extremely helpful and understanding, I had a few technology problems and throughout the entire course she helped me and reassigned a couple assignments for me.
The post were reused from a previous semester and the dates were not updated. It made knowing due dates for certain assignments very difficult, since they weren't on the assignment list. Aside from that I was very happy with

the course.
It was a great course to take provided by an amazing instructor!
I loved the course and the teacher! She helps you a lot with questions you may have and gives feedback when needed.
Mrs Harold was a good instructor. She offered help to her students and made it clear of what she expected from us and how we can succeed.
Willing to work with her students in special situations, willing to help in whatever way she can to improve our learning experience.
This teacher really helped me in understanding this course and was always there when I needed her!
I enjoyed having Mrs. Whitford as my instructor! She made class interesting because before I started this class I didn't think I would enjoy it.
I just want to apologize for not doing my absolute best in this class, I am sure I wasn't the best one out there, but I am very thankful that you helped me through it. so thank you.
Overall I very much enjoyed this course! While it was extremely short, I felt the instructor did an excellent job of choosing the most important information to learn in such a short semester.
I pushed myself to limits i did not know i was capable of in order to succeed in this class and it was very helpful. I enjoyed being in this class and i learned a lot.
For it being a summer course, I think Professor Crockett did an excellent job of making sure we learned the material without overwhelming us. Her positive feedback made me feel like I was indeed speaking with a professor and not just a computer.
Ms. Harrold was a great teacher and I loved her class! I really understood the subject!
Very good introductory course into Economics! Professor Harrold was always quick and willing to respond with any questions and concerns I had. Great class but a hard work ethic is needed to succeed.
The instructor did an outstanding job communicating with me and my peers. I felt confident in understanding the course objectives based on instructor feedback. The instructor provided quick responses via email to my questions and concerns.
i REALLY ENJOYED THIS CLASS IT REALLY HELPED BREAK ME OUT OF MY COMFORT ZONE AND CHALLENGED ME WITH TIME MANAGEMENT WHICH WAS GREAT
I THOUGHT THIS CLASS WAS GOING TO BE TOO HARD TO TAKE ONLINE, BUT FOUND THAT I REALLY ENJOYED IT ONLINE. THE READINGS WERE A GREAT SELECTION. I LEARNED SO MUCH FROM EACH ASSIGNMENT.
Mrs. Crockett was an amazing instructor who would take the time to email me back and gave detailed instructions on how to do an assignment.
I loved having Mrs. Whitford as an instructor because she gave me good feedback on my work and she was very cordial and accessible.
Enjoyed the class! Liked that when i needed help with something or had questions she answered and responded in a timely manner.
EVEN THOUGH IT WAS AN ONLINE CLASS i FELT THAT I WOULD HAVE RECEIVED THE SAME ATTENTION FROM HER AS IF I WAS IN HER ACTUAL CLASS. SHE RESPONDED TO MY QUESTIONS AS SOON AS SHE COULD. GREAT INSTRUCTOR
Great class, should be a part of any liberal arts education.
Soft Chalk Lessons
Did a good job with communicating with students
ENJOYED THE CLASS
Thank you!
I really enjoyed taking this course, I was a little scared at first, but I am very happy with what I have learned and I thank you for that. I also thank you for helping me when I needed it, and being understanding. Thank you! You are

a good instructor Mrs. Hubbard.
I'm always nervous to take an online course because I feel there is going to be so much online assignments. There were just a few a week, that required a lot of thinking and time. I felt that helped with organizing and staying on track. Prof. Crockett was so nice and friendly. Being able to read her responses to our assignments made it so relieving. Made me feel good about my work. I didn't know what to expect for Sociology, but now I have a greater understanding. And you can definitely say I view the world differently. I like a class that shapes your perspectives and realizing others perspectives as well. Definitely will recommend this course and instructor for others!
She was very helpful answering any questions I had.
Hubbard, Lanna always responded quickly to my messages. She was very helpful when I was stuck or confused about an assignment.
Communicated well back and loved the feedback i received from my discussion answers!
This was a pretty hard course for me, nut since I did it online, there was not much room for discussion.
very intersting class
It was a very interesting class I already took general psychology so it was great to follow on a psychology class
Thank you for everything Rita Crockett, I enjoyed this course. I really didn't know what I was going to get out of it, but I learned alot.
This was an online course well organized by the instructor. The course was very fast paced yet I was able to keep up. I am a late in life / first time college student. So far I have enjoyed the process. This course required a lot of thinking and writing.
The instructor & course was fine- however, the blackboard used as the foundation to take this as an online course was terrible. I am very disappointed in this system and frankly cant believe this is what is used at the college level and additionally paid \$718 for this course for such pathetic technology. EVERY SINGLE WEEK there were issues- issues from the tests not reading correct answers, instructor unable to get our work graded in a timely manner so we know where we stand in tis course, even the very link for this survey was down for 2 days... To be completely honest I am scared to take any future online course thru Howard after this experience. I highly suggest you do something better with the Blackboard.
Overall the instructor did an excellent job given the circumstances of the class being online, my only problem was the feedback for discussions. It seemed as if they were copied and pasted... but I'm sure time constrictions can justify this. Also, I felt some topics could've been a bit more challenged to us, especially when discussing things such as euthanasia. We need to challenge the thoughts and views of students, especially in a subject like psychology! These sheep need teachers, not more shepherds!
Very good instructor and I learned a lot in this class.
I am very thankful that I had the opportunity to take this course in the summer through Howard college because it allowed me to focus on the material more than I might during the school year because I don't have 6 other classes to worry about. It has been overall a great learning experience.
She always kindly and effectively answered my questions!
Very hard to learn from. Keep sliding downhill it seems. I learn more from an interactive style than from a stand there and lecture. He does not explain things well and then will not discuss them with the class.
n/a
Great Teacher
She is an ok teacher
My clinical instructors Marie and Jeremy are very good clinical instructors to learn and grow from.
Lecture is good but lab really needs to work on time management. Our time is not respected. Going 30 minutes over lab time and showing up late to lab is starting to be a problem.

Mr. Peterson did a very good job explaining the information in this course.
VERY GOOD PROFESSOR
He is a wonderful, helpful teacher
n/a
Great Class!
Great semester!
Difficult, but rewarding at the end.
.
Mr. Peterson is a great instructor to learn from, very knowledgeable and understanding.
good
Mrs. Book did a very good job!
Had a great time and learned very much!
Too many rows for PDF export, try exporting to Word or CSV

Sex



Answer	%	Count
Female	70.75%	237
Male	29.25%	98
Total	100%	335

Today


No results to show

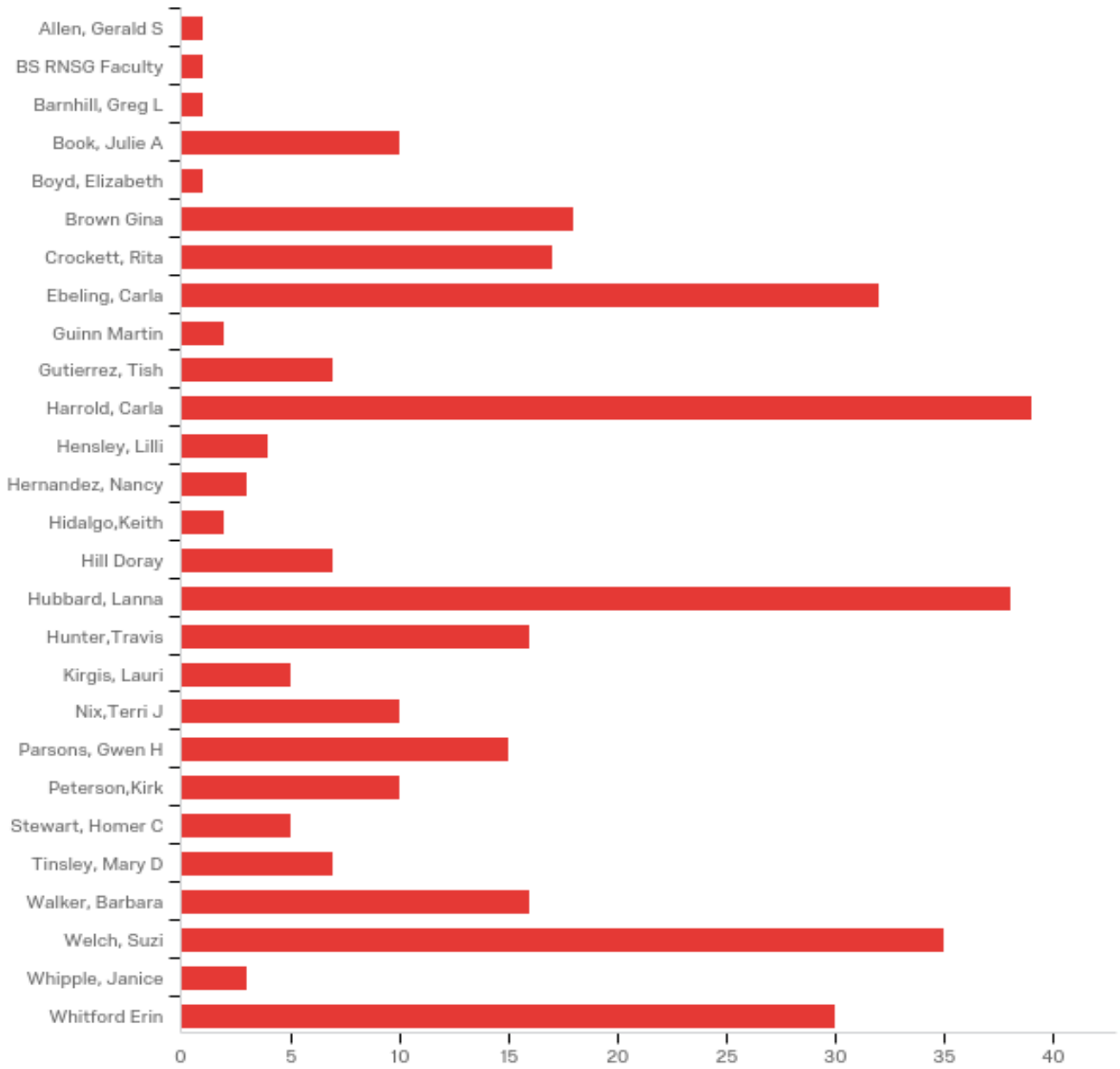
Answer	%	Count
Total	100%	0

Q8 - My overall rating of this course, [Field-Course] [Field-Title], is:

#	Answer	%	Count
1	Outstanding	49.85%	166
2	Very good	37.84%	126
3	Satisfactory	10.51%	35
4	Unsatisfactory	1.80%	6
	Total	100%	333

Field	Minimum	Maximum	Mean	Std Deviation	Variance	Count	Bottom 3 Box	Top 3 Box
My overall rating of this course, [Field-Course] [Field-Title], is:	1.00	4.00	1.64	0.74	0.55	333	98.20%	50.15%

Instructor



Answer	%	Count
Allen, Gerald S	0.30%	1
BS RNSG Faculty	0.30%	1
Barnhill, Greg L	0.30%	1
Book, Julie A	2.99%	10
Boyd, Elizabeth	0.30%	1
Brown Gina	5.37%	18

Crockett, Rita	5.07%	17
Ebeling, Carla	9.55%	32
Guinn Martin	0.60%	2
Gutierrez, Tish	2.09%	7
Harrold, Carla	11.64%	39
Hensley, Lilli	1.19%	4
Hernandez, Nancy	0.90%	3
Hidalgo,Keith	0.60%	2
Hill Doray	2.09%	7
Hubbard, Lanna	11.34%	38
Hunter,Travis	4.78%	16
Kirgis, Lauri	1.49%	5
Nix,Terri J	2.99%	10
Parsons, Gwen H	4.48%	15
Peterson,Kirk	2.99%	10
Stewart, Homer C	1.49%	5
Tinsley, Mary D	2.09%	7
Walker, Barbara	4.78%	16
Welch, Suzi	10.45%	35
Whipple, Janice	0.90%	3
Whitford Erin	8.96%	30
Total	100%	335

Term



Answer	%	Count
153F	16.42%	55
153S	59.10%	198
154S	24.48%	82
Total	100%	335

Div



Answer	%	Count
AH	17.91%	60
GS	76.42%	256
WE	3.88%	13
WECM	1.79%	6
Total	100%	335

First



Answer	%	Count
Aaron	0.30%	1
Abby	0.30%	1
Abigail	0.30%	1
Addison	0.30%	1
Alexis	0.30%	1
Alfonso	0.60%	2
Alicia	0.30%	1
Alisa	0.30%	1
Allie	0.30%	1
Alyssa	0.60%	2
Amanda	0.90%	3
Amber	0.60%	2
Amparo	0.30%	1
Amy	0.30%	1
Ana	0.30%	1
Andrew	0.60%	2
Angel	0.30%	1
Anna	0.30%	1
Annamarie	0.30%	1
Aracely	0.30%	1

Ashley	1.49%	5
Ashton	0.60%	2
Austin	0.60%	2
Ayrn	0.30%	1
Bailey	0.60%	2
Barbara	0.60%	2
Bella	0.60%	2
Bethany	0.60%	2
Betty	0.30%	1
Bianca	0.30%	1
Biky	0.90%	3
Branden	0.30%	1
Brandon	0.60%	2
Brenda	0.30%	1
Briana	0.60%	2
Brianna	0.30%	1
Bridget	0.30%	1
Brittanie	0.60%	2
Brittney	0.30%	1
Brooklyn	0.30%	1
Caitlin	0.90%	3
Carissa	0.60%	2
Casey	0.30%	1
Celes	0.30%	1
Chandler	0.30%	1
Charles	0.30%	1
Chase	0.30%	1
Chelsea	0.60%	2
Chelsey	0.30%	1
Chloe	0.30%	1
Christian	0.30%	1
Christopher	0.30%	1

Clarissa	0.30%	1
Clint	0.30%	1
Cody	0.30%	1
Connor	0.30%	1
Courtney	0.30%	1
Crystal	1.19%	4
Dahni	0.60%	2
Dalton	0.30%	1
Dana	0.30%	1
Danielle	0.60%	2
Dannie	0.30%	1
Darby	0.30%	1
Darian	0.30%	1
Darren	0.60%	2
David	0.30%	1
Desiree	0.30%	1
Dolores	0.30%	1
Domini	0.30%	1
Dora	0.60%	2
Dorriann	0.30%	1
Edward	0.60%	2
Elizabeth	1.49%	5
Emmery	0.30%	1
Eric	0.30%	1
Erica	0.60%	2
Erika	1.19%	4
Evelyn	0.60%	2
Faith	0.30%	1
Gabriela	0.60%	2
Gabrielle	0.30%	1
Geneva	0.30%	1
Grace	0.60%	2

Grant	0.60%	2
Grisyan	0.30%	1
Haley	0.60%	2
Hannah	0.90%	3
Harmony	0.60%	2
Heather	0.30%	1
Hiren	0.30%	1
Hunter	0.30%	1
Ina	0.30%	1
Isabel	0.60%	2
Isaiah	0.30%	1
Jacob	0.60%	2
Jacquelyn	0.60%	2
Jamell	0.60%	2
James	0.30%	1
Jarret	0.30%	1
Too many rows for PDF export, try exporting to Word or CSV		

HC



Answer	%	Count
Big Spring	12.84%	43
Big Spring High School	0.60%	2
Bronte High School	0.30%	1
Christoval High School	0.30%	1
Lamesa	1.19%	4
Menard High School	0.60%	2
O'Donnell High School	0.30%	1
S.A. Central High School	10.15%	34
SWCID	0.60%	2
San Angelo	72.24%	242
TLC Academy - San Angelo	0.90%	3
Total	100%	335

Sec



Answer	%	Count
008	0.30%	1
009	12.24%	41
400	33.13%	111
408	0.30%	1
409	33.73%	113
419	0.60%	2
460	5.97%	20
468	1.49%	5
BH9	0.60%	2
CN9	9.85%	33
MN9	0.60%	2
OD9	0.30%	1
TL9	0.90%	3
Total	100%	335

SecondEmail



Answer	%	Count
12tnew12@gmail.com	0.30%	1
ADuarte7270@myhc.us	0.30%	1
AFurr1150@myhc.us	0.30%	1
AJackson7810@stu.howardcollege.edu	0.30%	1
AJones3040@myhc.us	0.30%	1
ALugo4490@myhc.us	0.30%	1
ASpringer7030@stu.howardcollege.edu	0.30%	1
AVizueth7140@myhc.us	0.30%	1
BHernandez3840@myhc.us	0.30%	1
BShackelford6480@myhc.us	0.30%	1
BTorres1260@myhc.us	0.30%	1
BViruet5810@stu.howardcollege.edu	0.60%	2
CKinsey7410@myhc.us	0.30%	1
COrtega3990@myhc.us	0.30%	1
DPalmer7150@myhc.us	0.30%	1
EAcosta7180@myhc.us	0.60%	2
EGonzalez5290@myhc.us	0.30%	1
GEmmons4740@myhc.us	0.60%	2
IMesa7790@myhc.us	0.30%	1

JMontez4330@myhc.us	0.30%	1
JSmith1690@myhc.us	0.60%	2
KKirkpatrick4010@stu.howardcollege.edu	0.60%	2
KLisson6870@myhc.us	0.30%	1
KPenn1200@myhc.us	0.30%	1
KValencia2230@stu.howardcollege.edu	0.30%	1
LFitzgibbons3430@myhc.us	0.30%	1
LOlivas5920@stu.howardcollege.edu	0.30%	1
Lizoney11@yahoo.com	0.60%	2
MCHernandez6650@myhc.us	0.30%	1
MMeaux3810@stu.howardcollege.edu	0.30%	1
MOMIN.NABIL326@GMAIL.COM	0.30%	1
MRodriguez2050@myhc.us	0.30%	1
MSlaughter2670@myhc.us	0.60%	2
MVincent1790@stu.howardcollege.edu	0.30%	1
MYoungblood4550@stu.howardcollege.edu	0.30%	1
NBates7820@myhc.us	0.30%	1
RMapel1110@myhc.us	0.30%	1
SERG.GARZA29@GMAIL.COM	0.30%	1
SINAANM81@GMAIL.COM	0.30%	1
THolle2440@stu.howardcollege.edu	0.30%	1
TPerez2090@myhc.us	0.30%	1
UNIWORD828@YAHOO.COM	0.60%	2
VBustamante6830@myhc.us	0.30%	1
VMartinez3610@myhc.us	0.60%	2
WCampbell4840@stu.howardcollege.edu	0.30%	1
YCampos3640@myhc.us	0.60%	2
ZAnderson1946@howardcollege.edu	0.60%	2
ZHall5242@howardcollege.edu	0.30%	1
ZHughes9823@howardcollege.edu	0.30%	1

ZMartinez1487@howardcollege.edu	0.60%	2
abbyeubank11@yahoo.com	0.30%	1
ach14C@acu.edu	0.30%	1
albert4575@yahoo.com	0.30%	1
alisamarie1689@gmail.com	0.30%	1
alysarios45@yahoo.com	0.30%	1
amanda.plummer94@gmail.com	0.30%	1
amy.dierschke@wallisd.net	0.30%	1
ana_laura705@hotmail.com	0.30%	1
angelesquivel53@yahoo.com	0.30%	1
angelo_kid-99@hotmail.com	0.30%	1
anzaldua2014@gmail.com	0.60%	2
ashmgonzales@gmail.com	0.60%	2
ashton_johnson_2011@yahoo.com	0.60%	2
auggie.b@hotmail.com	0.30%	1
austinlbenson@gmail.com	0.30%	1
bailey.halfmann@yahoo.com	0.30%	1
bbrown1452@gmail.com	0.60%	2
bearcats_bianca@yahoo.com	0.30%	1
beckyjbenes@gmail.com	0.30%	1
bekahpearson@hotmail.com	0.30%	1
bellazara198@gmail.com	0.60%	2
bethany.collins81@yahoo.com	0.60%	2
bigbomgerbill@hotmail.com	0.30%	1
blstidham@gaggle.net	0.30%	1
bnw93086@gmail.com	0.60%	2
brandenpadgett@yahoo.com	0.30%	1
brendag09@icloud.com	0.30%	1
bridget.capps@yahoo.com	0.30%	1
brittany.rodriquez@hotmail.com	0.30%	1
brooklynwilkie@gmail.com	0.30%	1
casey.madigan19@yahoo.com	0.30%	1

celesmolano00@gmail.com	0.30%	1
cellyaguirre@yahoo.com	0.30%	1
cgill1997@yahoo.com	0.30%	1
chandler1095@yahoo.com	0.30%	1
chase_brunnemann@yahoo.com	0.30%	1
chelsey.parker@utexas.edu	0.30%	1
chevy801217@yahoo.com	0.30%	1
cholik@angelo.edu	0.30%	1
christianturn7199@gmail.com	0.30%	1
clarissaduran82@gmail.com	0.30%	1
codyw4725@hotmail.com	0.30%	1
connormccrory@gmail.com	0.30%	1
crystalbkay@yahoo.com	0.60%	2
crystalm0407@gmail.com	0.30%	1
custommadeplace@hotmail.com	0.60%	2
danielle.patillo@gmail.com	0.30%	1
danniem7676@gmail.com	0.30%	1
darby2015@gmail.com	0.30%	1
darnell_sierra@yahoo.com	0.60%	2
Too many rows for PDF export, try exporting to Word or CSV		

Complete



Answer	%	Count
1	100.00%	333
Total	100%	333

ExternalDataReference



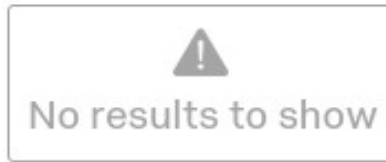
Answer	%	Count
104004721	0.90%	3
104008915	0.30%	1
106001810	0.30%	1
108000471	0.30%	1
111001835	0.30%	1
111005075	0.30%	1
112002231	0.30%	1
112006218	0.30%	1
115007256	0.30%	1
115008235	0.30%	1
120001930	0.60%	2
120002779	0.30%	1
120006413	0.30%	1
120007425	0.30%	1
126006777	0.30%	1
131009723	0.60%	2
132009388	0.30%	1
142003568	0.30%	1
142004800	0.30%	1
152009784	0.30%	1

154006953		0.30%	1
158000993		0.30%	1
160002400		0.30%	1
167008061		0.30%	1
169000533		0.60%	2
173009768		0.90%	3
174004450		0.30%	1
174006067		0.60%	2
175005825		0.30%	1
175009486		0.30%	1
176002829		0.30%	1
179003870		0.30%	1
179006711		0.30%	1
179007444		0.30%	1
180003982		0.30%	1
181005095		0.60%	2
184004803		0.30%	1
188004545		0.60%	2
189008454		0.60%	2
193001662		0.30%	1
197007340		0.30%	1
205005317		0.60%	2
205007756		0.30%	1
207000755		0.30%	1
208005602		0.30%	1
209003273		0.60%	2
209005250		0.30%	1
209005907		0.30%	1
214001759		0.30%	1
215003351		0.30%	1
218001352		0.30%	1
223004948		0.30%	1

225002465		0.30%	1
227006284		0.30%	1
231003042		0.30%	1
240002769		0.30%	1
240004068		0.30%	1
241009759		0.30%	1
244009676		0.30%	1
251000556		0.60%	2
267009578		0.60%	2
269006031		0.60%	2
269007382		0.90%	3
271001837		0.30%	1
271006259		0.30%	1
274007638		0.30%	1
279002895		0.30%	1
280001253		0.30%	1
281003798		0.30%	1
282002122		0.60%	2
282008610		0.30%	1
283000922		0.30%	1
289002852		0.30%	1
291003369		0.30%	1
294005713		0.30%	1
297004753		0.60%	2
301005474		0.60%	2
302008373		0.30%	1
304000521		0.30%	1
304003982		0.30%	1
307006475		0.30%	1
308009113		0.30%	1
313004726		0.60%	2
315007142		0.60%	2

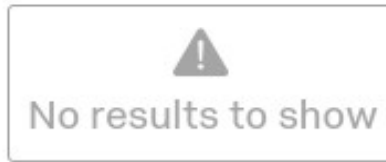
319001472		0.30%	1
321007885		0.30%	1
324005781		0.30%	1
330008235		0.30%	1
336006771		0.30%	1
337008620		0.30%	1
341007755		0.30%	1
343006556		0.30%	1
346002838		0.30%	1
346003711		0.60%	2
346009095		0.30%	1
347003327		0.30%	1
347005207		0.30%	1
357003604		0.30%	1
358002406		0.30%	1
358004359		0.30%	1
Too many rows for PDF export, try exporting to Word or CSV			

StartDate



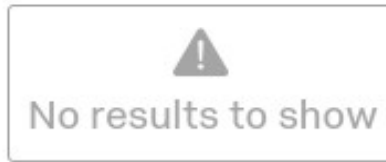
Answer	%	Count
06/06/2016	70.45%	236
06/20/2016	4.78%	16
06/27/2016	0.30%	1
07/11/2016	24.48%	82
Total	100%	335

EndDate



Answer	%	Count
07/07/2016	59.10%	198
07/18/2016	5.37%	18
07/28/2016	5.07%	17
08/11/2016	30.45%	102
Total	100%	335

Dept



Answer	%	Count
BCIS	0.90%	3
BIOL	20.00%	67
BUSG	1.19%	4
BUSI	1.79%	6
CRIJ	1.19%	4
ECON	16.42%	55
EDUC	4.48%	15
EMSP	4.78%	16
ENGL	9.85%	33
GOVT	2.69%	9
HUMA	0.30%	1
ITSE	0.60%	2
MATH	2.39%	8
MDCA	5.37%	18
MUSI	1.49%	5
PHED	0.30%	1
PSYC	13.43%	45
RADR	5.97%	20
RNSG	0.30%	1
RSPT	1.49%	5

SOCI	5.07%	17
Total	100%	335

CampusGroup



Answer	%	Count
BS	14.63%	49
LA	1.49%	5
SA	83.28%	279
SW	0.60%	2
Total	100%	335

DualCredit



Answer	%	Count
Y	100.00%	44
Total	100%	44

CRSCampusGroup



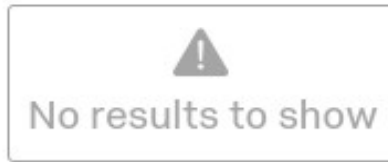
Answer	%	Count
BS	1.49%	5
LA	0.30%	1
ON	46.57%	156
SA	51.64%	173
Total	100%	335

CRSCampus



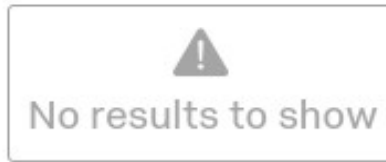
Answer	%	Count
BH	0.60%	2
BS	0.30%	1
CN	9.85%	33
MN	0.60%	2
OD	0.30%	1
ON	46.57%	156
SA	40.90%	137
TL	0.90%	3
Total	100%	335

CRSDualCredit



Answer	%	Count
Y	100.00%	41
Total	100%	41

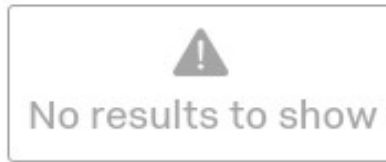
CRSID



Answer	%	Count
BCIS1305 409153S	0.90%	3
BIOL1107 460153S	2.69%	9
BIOL1307 460153S	3.28%	11
BIOL2102 400153S	3.58%	12
BIOL2301 400153S	7.16%	24
BIOL2320 400153S	3.28%	11
BUSG1304 409153S	1.19%	4
BUSI2301 409154S	1.79%	6
CRIJ1313 409153S	1.19%	4
ECON2301 009153S	3.28%	11
ECON2301 009154S	1.19%	4
ECON2301 CN9153S	4.78%	16
ECON2301 CN9154S	3.28%	11
ECON2301 MN9153S	0.60%	2
ECON2301 TL9154S	0.90%	3
ECON2302 009154S	2.39%	8
EDUC1100 409154S	3.88%	13
EDUC1100 419154S	0.60%	2
EMSP1501 400153F	4.78%	16
ENGL0315 400153S	0.90%	3

ENGL2323 409154S	2.39%	8
ENGL2323 CN9154S	0.30%	1
ENGL2327 409153S	6.27%	21
GOVT2305 008153S	0.30%	1
GOVT2305 408153S	0.30%	1
GOVT2305 CN9153S	1.49%	5
GOVT2306 409153S	0.30%	1
GOVT2306 409154S	0.30%	1
HUMA2323 409154S	0.30%	1
ITSE2309 409153S	0.60%	2
MATH0331 409153S	2.09%	7
MATH1314 OD9153S	0.30%	1
MDCA1254 400153F	2.69%	9
MDCA1360 400153F	2.69%	9
MUSI1306 468153S	1.49%	5
PHED1338 409154S	0.30%	1
PSYC2314 400153S	2.09%	7
PSYC2314 409153S	4.48%	15
PSYC2314 409154S	4.78%	16
PSYC2314 BH9154S	0.60%	2
PSYC2315 409153S	1.49%	5
RADR1167 400153F	2.99%	10
RADR2331 400153F	2.99%	10
RNSG2307 009153F	0.30%	1
RSPT2353 409153S	1.49%	5
SOCI1301 009153S	3.58%	12
SOCI1301 009154S	1.49%	5
Total	100%	335

SECTID



Answer	%	Count
BCIS1305 409	0.90%	3
BIOL1107 460	2.69%	9
BIOL1307 460	3.28%	11
BIOL2102 400	3.58%	12
BIOL2301 400	7.16%	24
BIOL2320 400	3.28%	11
BUSG1304 409	1.19%	4
BUSI2301 409	1.79%	6
CRIJ1313 409	1.19%	4
ECON2301 009	4.48%	15
ECON2301 CN9	8.06%	27
ECON2301 MN9	0.60%	2
ECON2301 TL9	0.90%	3
ECON2302 009	2.39%	8
EDUC1100 409	3.88%	13
EDUC1100 419	0.60%	2
EMSP1501 400	4.78%	16
ENGL0315 400	0.90%	3
ENGL2323 409	2.39%	8
ENGL2323 CN9	0.30%	1

ENGL2327 409	6.27%	21
GOVT2305 008	0.30%	1
GOVT2305 408	0.30%	1
GOVT2305 CN9	1.49%	5
GOVT2306 409	0.60%	2
HUMA2323 409	0.30%	1
ITSE2309 409	0.60%	2
MATH0331 409	2.09%	7
MATH1314 OD9	0.30%	1
MDCA1254 400	2.69%	9
MDCA1360 400	2.69%	9
MUSI1306 468	1.49%	5
PHED1338 409	0.30%	1
PSYC2314 400	2.09%	7
PSYC2314 409	9.25%	31
PSYC2314 BH9	0.60%	2
PSYC2315 409	1.49%	5
RADR1167 400	2.99%	10
RADR2331 400	2.99%	10
RNSG2307 009	0.30%	1
RSPT2353 409	1.49%	5
SOCI1301 009	5.07%	17
Total	100%	335

WORKONLCA



Answer	%	Count
BH	0.60%	2
BS	0.30%	1
CN	9.85%	33
MN	0.60%	2
OD	0.30%	1
ONBS	12.24%	41
ONSA	34.33%	115
SA	40.90%	137
TL	0.90%	3
Total	100%	335