

1-My Report

Course Evaluation - Spring 2017

August 22nd 2017, 8:10 am CDT

Q2 - During this current semester, how much has this course, [Field-Course] [Field-Title], emphasized the following?

#	Question	Very Much		Quite a bit		Some		Very little		Total
1	a. Memorizing facts, ideas, or methods from your courses and reading so that you can repeat them in pretty much the same form	46.84%	1556	31.04%	1031	17.40%	578	4.73%	157	3322
2	b. Analyzing the basic elements of an idea, experience, or theory	50.33%	1672	33.26%	1105	13.70%	455	2.71%	90	3322
3	c. Synthesizing and organizing	49.70%	1651	31.55%	1048	15.68%	521	3.07%	102	3322

	ideas, information, or experiences in new ways									
4	d. Making judgments about the value or soundness of information, arguments, or methods	46.48%	1544	30.25%	1005	17.19%	571	6.08%	202	3322
5	e. Applying theories or concepts to practical problems or in new situations	48.01%	1595	31.01%	1030	16.07%	534	4.91%	163	3322
6	f. Using information you have read or heard to perform a new skill	51.66%	1716	29.32%	974	14.42%	479	4.61%	153	3322

#	Field	Minimum	Maximum	Mean	Std Deviation	Variance	Count	Bottom 3 Box	Top 3 Box
1	a. Memorizing facts, ideas, or methods from your courses and reading so that you can repeat them in pretty much the same form	1.00	4.00	1.80	0.89	0.79	3322	95.27%	53.16%
2	b. Analyzing the basic elements of an idea, experience, or theory	1.00	4.00	1.69	0.81	0.65	3322	97.29%	49.67%
3	c. Synthesizing and organizing ideas, information, or experiences in new ways	1.00	4.00	1.72	0.84	0.70	3322	96.93%	50.30%
4	d. Making judgments about the value or soundness of information,	1.00	4.00	1.83	0.92	0.85	3322	93.92%	53.52%

	argumen ts, or methods								
5	e. Applying theories or concepts to practical problem s or in new situation s	1.00	4.00	1.78	0.89	0.79	3322	95.09%	51.99%
6	f. Using informati on you have read or heard to perform a new skill	1.00	4.00	1.72	0.88	0.77	3322	95.39%	48.34%

Q3 - During this current semester, to what extent did this course, [Field-Course] [Field-Title], help you develop in the following areas?

#	Question	Very Much		Quite a bit		Some		Very little	
1	a. Writing clearly and effectively	7.98%	1387	8.78%	829	10.34%	630	7.70%	225
2	b. Speaking clearly and effectively	7.59%	1319	8.50%	802	9.53%	581	8.94%	261
3	c. Thinking critically and analytically	10.30%	1789	10.51%	992	6.40%	390	3.49%	102
4	d. Solving numerical problems	6.05%	1051	6.03%	569	8.09%	493	13.76%	402
5	e. Using computing and information technology	9.09%	1579	8.15%	769	7.63%	465	7.91%	231
6	f. Working effectively with others	8.55%	1485	8.54%	806	8.25%	503	8.76%	256
7	g. Learning effectively with others	9.10%	1581	9.07%	856	7.81%	476	7.19%	210
8	h. Understanding	9.17%	1593	9.21%	869	8.07%	492	6.44%	188

	myself								
9	i. Understanding people of other racial and ethnic backgrounds	8.15%	1415	7.80%	736	8.09%	493	8.22%	240
10	j. Developing a personal code of values and ethics	8.29%	1441	8.47%	799	9.16%	558	7.36%	215
11	k. Contributing to the welfare of the community	6.41%	1114	6.99%	660	8.96%	546	12.46%	364
12	l. Developing clearer career goals	9.31%	1618	7.96%	751	7.68%	468	7.77%	227
	Total	Total	17372	Total	9438	Total	6095	Total	2921

#	Field	Minimum	Maximum	Mean	Std Deviation	Variance	Count	Bottom 3 Box	Top 3 Box
1	a. Writing clearly and effectively	1.00	4.00	1.90	0.97	0.94	3071	92.67%	54.84%
2	b. Speaking	1.00	4.00	1.93	0.99	0.99	2963	91.19%	55.48%

	clearly and effectively								
3	c. Thinking critically and analytically	1.00	4.00	1.63	0.81	0.66	3273	96.88%	45.34%
4	d. Solving numerical problems	1.00	4.00	2.10	1.12	1.24	2515	84.02%	58.21%
5	e. Using computing and information technology	1.00	4.00	1.79	0.96	0.93	3044	92.41%	48.13%
6	f. Working effectively with others	1.00	4.00	1.85	0.98	0.96	3050	91.61%	51.31%
7	g. Learning effectively with others	1.00	4.00	1.78	0.94	0.88	3123	93.28%	49.38%
8	h. Understanding myself	1.00	4.00	1.77	0.92	0.85	3142	94.02%	49.30%
9	i. Understanding people of other racial and ethnic backgrounds	1.00	4.00	1.85	0.99	0.97	2884	91.68%	50.94%
10	j. Developing a personal code of	1.00	4.00	1.85	0.96	0.93	3013	92.86%	52.17%

	values and ethics								
11	k. Contributing to the welfare of the community	1.00	4.00	2.06	1.08	1.16	2684	86.44%	58.49%
12	l. Developing clearer career goals	1.00	4.00	1.77	0.96	0.93	3064	92.59%	47.19%

Q6 - During this current semester, to what extent did this instructor, [Field-Instructor], in this course, [Field-Course] [Field-Title], do the following?

#	Question	Completely		Adequately		Minimally		Not at all	
1	a. Explained the course requirements and learning objectives clearly	8.43%	2391	8.76%	775	6.41%	126	3.69%	21
2	b. Clearly defined the grading criteria of the course	8.59%	2437	8.27%	732	6.15%	121	4.04%	23
3	c. Gave assignments that were consistent with the course objectives	8.84%	2507	7.65%	677	5.49%	108	3.69%	21
4	d. Gave assignments that contributed to my understanding of the subject	8.47%	2404	8.28%	733	7.63%	150	4.57%	26
5	e. Connected subject matter to the real world	8.14%	2309	8.83%	781	8.70%	171	9.14%	52

6	f. Used good examples to clarify points	8.18%	2321	8.66%	766	8.85%	174	9.14%	52
7	g. Led discussions that were helpful to my learning	7.96%	2259	8.48%	750	10.78%	212	16.17%	92
8	h. Was available to me when I needed assistance	8.45%	2397	8.16%	722	8.04%	158	6.33%	36
9	i. Evaluated my work in ways that helped me learn	7.96%	2258	8.75%	774	10.73%	211	12.30%	70
10	j. Provided feedback that gave me direction for improvement	8.06%	2287	8.25%	730	11.44%	225	12.48%	71
11	k. Created a comfortable learning environment	8.55%	2427	7.75%	686	7.83%	154	8.08%	46
12	l. Created an overall engaging learning experience	8.37%	2375	8.17%	723	7.93%	156	10.37%	59

	ce								
	Total	Total	28372	Total	8849	Total	1966	Total	569

#	Field	Minimum	Maximum	Mean	Std Deviation	Variance	Count	Bottom 3 Box	Top 3 Box
1	a. Explained the course requirements and learning objectives clearly	1.00	4.00	1.33	0.58	0.33	3313	99.37%	27.83%
2	b. Clearly defined the grading criteria of the course	1.00	4.00	1.31	0.57	0.33	3313	99.31%	26.44%
3	c. Gave assignments that were consistent with the course objectives	1.00	4.00	1.29	0.56	0.31	3313	99.37%	24.33%
4	d. Gave assignments that contributed to my understanding of the subject	1.00	4.00	1.34	0.60	0.36	3313	99.22%	27.44%
5	e. Connected subject	1.00	4.00	1.39	0.66	0.43	3313	98.43%	30.30%

	matter to the real world								
6	f. Used good examples to clarify points	1.00	4.00	1.38	0.66	0.44	3313	98.43%	29.94%
7	g. Led discussions that were helpful to my learning	1.00	4.00	1.44	0.74	0.54	3313	97.22%	31.81%
8	h. Was available to me when I needed assistance	1.00	4.00	1.35	0.62	0.39	3313	98.91%	27.65%
9	i. Evaluate d my work in ways that helped me learn	1.00	4.00	1.42	0.71	0.50	3313	97.89%	31.84%
10	j. Provided feedback that gave me direction for improvement	1.00	4.00	1.42	0.71	0.51	3313	97.86%	30.97%
11	k. Created a comfortable learning environment	1.00	4.00	1.34	0.63	0.40	3313	98.61%	26.74%
12	l. Created an	1.00	4.00	1.37	0.66	0.43	3313	98.22%	28.31%

overall engaging learning experien ce								
---	--	--	--	--	--	--	--	--

Q14 - (Optional) What is your ethnicity?

#	Answer	%	Count
1	Hispanic or Latino	48.46%	1511
2	Not Hispanic or Latino	51.54%	1607
	Total	100%	3118

#	Field	Minimum	Maximum	Mean	Std Deviation	Variance	Count	Bottom 3 Box	Top 3 Box
1	(Optional) What is your ethnicity ?	1.00	2.00	1.52	0.50	0.25	3118	100.00%	100.00%

Title



Too many values to display.

Answer	%	Count
3-D Animation I	0.15%	5
Admin. Office Procedures I	0.15%	5
Adv Haircutting/Related Theory	0.06%	2
Adv Shield Metal Arc Welding	0.09%	3
Advanced Digital Video	0.09%	3
Advanced Spreadsheets	0.12%	4
American Literature II	0.66%	22
Anatomy & Physiology I	1.26%	42
Anatomy & Physiology I Laboratory	1.65%	55
Anatomy & Physiology II	1.17%	39
Anatomy & Physiology II Laboratory	1.68%	56
Anatomy & Physiology II Lecture	0.06%	2
Animal Science	0.54%	18
Art Appreciation	0.09%	3
Art History I	0.09%	3
Artistry of Hair/Theory&Practi	0.06%	2
Assessment Based Management	0.54%	18
Basic Animation	1.86%	62
Basic Electricicty for HVAC	0.15%	5
Basic Graphic Design	0.09%	3

Basic Hydraulics	0.15%	5
Basic Nursing Skills	1.29%	43
Beginning Algebra	1.26%	42
Beginning Spanish I	0.03%	1
Biology Lab Non-Science Majors II	0.36%	12
Biology Non-Science Majors II	0.42%	14
Biology Science Majors II	0.03%	1
Biology for Science Majors I Lab	0.03%	1
Biology for Science Majors II	0.57%	19
Biology for Science Majors II Lab	0.45%	15
British Literature II	1.35%	45
Business Computer Applications	2.95%	98
Business Law	0.63%	21
Business Principles	0.57%	19
Business Report Writing & Corresp	0.09%	3
Calculus Business & Social Sciences	0.09%	3
Calculus II	0.09%	3
Canine/Feline Care and Husbandry	1.23%	41
Cardiopulmonary Disease	0.03%	1
Care of Children and Families	0.75%	25
Chemical Reformation/Theory	0.03%	1
Child Growth & Development	0.21%	7
Child Growth and Development	0.39%	13
Clin Complex Concepts Adult Health	0.60%	20
Clin Enhanced Conc of Adult Health	0.60%	20
Clinical Care Child & Family RN Tra	0.75%	25
Clinical II	0.21%	7
Clinical II-LVN (Maternal Neonatal)	0.18%	6
Clinical II-LVN (Pediatric)	0.06%	2
Clinical III-Dental Hygienist	0.03%	1
Clinical III-LVN Training	0.90%	30
Clinical Mental Health Nursing	0.75%	25

Clinical-EMT	0.18%	6
Clinical/Respiratory Care Ther Tech	0.12%	4
Co-op Educ-Gen Off/Cler & Typ S	0.06%	2
College Algebra	1.26%	42
Composition I	2.47%	82
Composition II	3.43%	114
Computer System Troubleshooting	0.09%	3
Computer Systems Maintenance	0.27%	9
Concepts of Adult Health	0.78%	26
Construction Estimating I	0.03%	1
Contemp Dental Hygiene Care II	0.03%	1
Correctional Systems/Practices	0.66%	22
Counseling Theories	0.15%	5
Courts System & Practices	0.36%	12
Crime in America	0.51%	17
Criminal Investigation	0.15%	5
Criminalistics I	1.26%	42
Criminology	0.51%	17
Curriculum Resources-Early Chi	0.81%	27
Dental Hygeine Practice	0.03%	1
Dental Materials	0.03%	1
Developmental Math I	0.06%	2
Digital Imaging II	0.09%	3
Digital Publishing I	0.09%	3
Digital Publishing II	0.06%	2
Digital Video	1.74%	58
EMS Operations	0.57%	19
Educational Systems	0.06%	2
Elementary Statistical Methods	1.20%	40
Elementary Statistics	0.75%	25
Emergency Medical Tech-Basic	0.21%	7
Enhanced Concepts of Adult Health	1.08%	36

Essentials of Medical Terminology	3.13%	104
Ethics in Criminal Justice	0.21%	7
Examination Preparation	0.12%	4
Family School and Community	0.06%	2
Federal Government	0.18%	6
Financial Literacy	0.18%	6
Financial Statement Analysis	0.15%	5
Foundations (New Math Pathways)	0.39%	13
Fun of Gas Tungsten Arc Weld (GTAW)	0.06%	2
Fundamentals of Cosmetology	0.06%	2
Fundamentals of Criminal Law	0.21%	7
Fundamentals of Interior Design	0.03%	1
General Chemistry I	0.03%	1
General Chemistry I Lab	0.03%	1
General Psychology	1.56%	52
Heat Pumps	0.15%	5
Too many rows for PDF export, try exporting to Word or CSV		

Q10 - How many TOTAL credit hours have you earned at this college, not counting the courses you are currently taking this term?

#	Answer	%	Count
1	None	9.91%	326
2	1-14 credits	38.50%	1267
3	15-29 credits	19.90%	655
4	30-44 credits	13.16%	433
5	45-60 credits	9.54%	314
6	over 60 credits	8.99%	296
	Total	100%	3291

Field	Minimum	Maximum	Mean	Std Deviation	Variance	Count	Bottom 3 Box	Top 3 Box
How many TOTAL credit hours have you earned at this college, not counting the courses you are currently taking this term?	1.00	6.00	3.01	1.45	2.10	3291	68.31%	31.69%

Q5 - Mark the box that best represents the extent to which [Field-Course] [Field-Title] challenged you to do your best work

**7 - "Extremely Challenging"
Easy"**

1 - "Extremely

#	Answer	%	Count
7	7-Extremely Challenging	19.44%	644
6	6	27.01%	895
5	5	27.74%	919
4	4	17.11%	567
3	3	4.77%	158
2	2	2.32%	77
1	1-Extremely Easy	1.60%	53
	Total	100%	3313

Field	Minimum	Maximum	Mean	Std Deviation	Variance	Count	Bottom 3 Box	Top 3 Box
Mark the box that best represents the extent to which [Field-Course] [Field-Title] challenged you to do your best work 7 - "Extremely Challenging	1.00	7.00	5.26	1.34	1.81	3313	8.69%	74.19%

g"
1 -
"Ext
remely
Easy&quo
t;

--	--	--	--	--	--	--	--	--

Q4 - Mark the box that best represents the extent to which you met the learning objectives of [Field-Course] [Field-Title]:

#	Answer	%	Count
1	Completely	55.50%	1820
2	Adequately	39.77%	1304
3	Minimally	4.12%	135
4	Not at all	0.61%	20
	Total	100%	3279

Field	Minimum	Maximum	Mean	Std Deviation	Variance	Count	Bottom 3 Box	Top 3 Box
Mark the box that best represents the extent to which you met the learning objectives of [Field-Course] [Field-Title]:	1.00	4.00	1.50	0.61	0.37	3279	99.39%	44.50%

Q1 - In your experience with this class, [Field-Course] [Field-Title], during the current semester, how often did you do the following?

#	Question	Very Often		Often		Sometimes		Never	
1	a. Asked questions in class or contributed to class discussion	7.97%	1398	8.30%	1029	6.68%	749	1.24%	150
2	b. Made a class presentation	4.33%	760	5.61%	695	7.63%	856	8.42%	1015
3	c. Prepared two or more drafts of an assignment before turning it in	5.17%	908	6.66%	825	8.04%	902	5.73%	691
4	d. Worked on papers that require integrating ideas or information from various sources	7.36%	1291	8.60%	1066	5.87%	658	2.58%	311
5	e. Worked with other students on projects	6.60%	1159	6.61%	819	5.63%	632	5.94%	716

	during class								
6	f. Worked with classmates outside of class to complete the assignment	4.64%	815	4.91%	608	6.47%	726	9.77%	1177
7	g. Participated in a community-based project as part of your coursework	3.91%	687	4.17%	517	5.21%	584	12.76%	1538
8	h. Used the Internet to work on an assignment	11.35%	1992	6.19%	767	3.89%	436	1.09%	131
9	i. Used e-mail to communicate with your instructor	7.12%	1249	6.02%	746	6.54%	734	4.95%	597
10	j. Discussed grades or assignments with your instructor	7.31%	1283	7.21%	894	7.85%	881	2.22%	268
11	k. Talked about career	5.07%	890	4.99%	619	7.61%	854	7.99%	963

	plans with your instructor								
12	l. Discussed ideas from your readings or class with your instructor outside of class	4.84%	850	4.75%	589	6.58%	738	9.53%	1149
13	m. Worked harder than you thought you could to meet the instructor's standards or expectations	7.46%	1310	8.94%	1108	6.48%	727	1.50%	181
14	n. Discussed ideas from the readings or class with others outside of class (students, family members, co-workers, etc.)	7.12%	1249	7.42%	920	6.51%	730	3.54%	427
15	o. Skipped class	0.94%	165	1.00%	124	3.99%	448	21.48%	2589
16	p. Received	8.80%	1544	8.62%	1069	5.02%	563	1.24%	150

	prompt feedback from your instructor about your performance								
	Total	Total	17550	Total	12395	Total	11218	Total	12053

Field	Minimum	Maximum	Mean	Std Deviation	Variance	Count	Bottom 3 Box	Top 3 Box
a. Asked questions in class or contributed to class discussion	1.00	4.00	1.90	0.90	0.81	3326	95.49%	57.97%
b. Made a class presentation	1.00	4.00	2.64	1.14	1.30	3326	69.48%	77.15%
c. Prepared two or more drafts of an assignment before turning it in	1.00	4.00	2.41	1.10	1.20	3326	79.22%	72.70%
d. Worked on papers that require integrating ideas or information from various sources	1.00	4.00	2.00	0.98	0.96	3326	90.65%	61.18%
e. Worked with other students on	1.00	4.00	2.27	1.15	1.33	3326	78.47%	65.15%

projects during class									
f. Worked with classmates outside of class to complete the assignment	1.00	4.00	2.68	1.19	1.42	3326	64.61%	75.50%	
g. Participated in a community-based project as part of your coursework	1.00	4.00	2.89	1.20	1.43	3326	53.76%	79.34%	
h. Used the Internet to work on an assignment	1.00	4.00	1.61	0.86	0.74	3326	96.06%	40.11%	
i. Used e-mail to communicate with your instructor	1.00	4.00	2.20	1.13	1.27	3326	82.05%	62.45%	
j. Discussed grades or assignments with your instructor	1.00	4.00	2.04	0.99	0.97	3326	91.94%	61.43%	
k. Talked about career plans with your instructor	1.00	4.00	2.57	1.17	1.36	3326	71.05%	73.24%	
l. Discussed ideas from your	1.00	4.00	2.66	1.19	1.43	3326	65.45%	74.44%	

readings or class with your instructor outside of class								
m. Worked harder than you thought you could to meet the instructor's standards or expectations	1.00	4.00	1.93	0.91	0.83	3326	94.56%	60.61%
n. Discussed ideas from the readings or class with others outside of class (students, family members, co-workers, etc.)	1.00	4.00	2.10	1.05	1.10	3326	87.16%	62.45%
o. Skipped class	1.00	4.00	3.64	0.78	0.60	3326	22.16%	95.04%
p. Received prompt feedback from your instructor about your performance	1.00	4.00	1.80	0.88	0.77	3326	95.49%	53.58%

Q13 - (Optional) Mark your age.

#	Answer	%	Count
1	Under 18	18.62%	593
2	18 - 19	20.82%	663
3	20 - 21	14.88%	474
4	22 - 24	11.37%	362
5	25 - 29	13.91%	443
6	30 - 39	12.72%	405
7	40 - 49	5.97%	190
8	50 - 64	1.48%	47
9	65 +	0.25%	8
	Total	100%	3185

Field	Minimum	Maximum	Mean	Std Deviation	Variance	Count	Bottom 3 Box	Top 3 Box
(Optional) Mark your age.	1.00	9.00	3.52	1.98	3.91	3185	54.32%	7.69%

Q11 - Thinking about the current academic term how would you characterize your enrollment in this college?

#	Answer	%	Count
1	Full-time	57.94%	1912
2	Part-time	42.06%	1388
	Total	100%	3300

Field	Minimum	Maximum	Mean	Std Deviation	Variance	Count	Bottom 3 Box	Top 3 Box
Thinking about the current academic term how would you characterize your enrollment in this college?	1.00	2.00	1.42	0.49	0.24	3300	100.00%	100.00%

Q12 - (Optional) Mark your sex.

#	Answer	%	Count
1	Male	31.45%	1004
2	Female	68.55%	2188
	Total	100%	3192

Field	Minimum	Maximum	Mean	Std Deviation	Variance	Count	Bottom 3 Box	Top 3 Box
(Optional) Mark your sex.	1.00	2.00	1.69	0.46	0.22	3192	100.00%	100.00%

Q7 - My overall rating of this instructor, [Field-Instructor], is:

#	Answer	%	Count
1	Outstanding	65.77%	2167
2	Very good	24.98%	823
3	Satisfactory	7.53%	248
4	Unsatisfactory	1.73%	57
	Total	100%	3295

Field	Minimum	Maximum	Mean	Std Deviation	Variance	Count	Bottom 3 Box	Top 3 Box
My overall rating of this instructor, [Field-Instructor], is:	1.00	4.00	1.45	0.71	0.50	3295	98.27%	34.23%

Course



Too many values to display.

Answer	%	Count
ACCT-2301	0.21%	7
ACCT-2302	0.30%	10
ACNT-1303	1.02%	34
ACNT-1304	0.30%	10
ACNT-2336	0.15%	5
AGAH-1301	0.54%	18
AGRI-1325	0.15%	5
AGRI-1415	0.15%	5
AGRI-1419	0.03%	1
AGRI-2330	0.15%	5
ARTC-1305	0.09%	3
ARTC-1313	0.09%	3
ARTC-2305	0.09%	3
ARTC-2313	0.06%	2
ARTS-1301	0.09%	3
ARTS-1303	0.09%	3
ARTV-1303	1.86%	62
ARTV-1341	0.15%	5
ARTV-1351	1.74%	58
ARTV-2341	0.09%	3

AUMT-1305	0.30%	10
BCIS-1305	2.89%	96
BCIS-1405	0.06%	2
BIOL-1106	0.03%	1
BIOL-1107	0.45%	15
BIOL-1109	0.36%	12
BIOL-1307	0.57%	19
BIOL-1309	0.42%	14
BIOL-1407	0.03%	1
BIOL-2101	1.65%	55
BIOL-2102	1.68%	56
BIOL-2120	3.01%	100
BIOL-2301	1.26%	42
BIOL-2302	1.23%	41
BIOL-2320	2.16%	72
BMGT-1327	0.39%	13
BMGT-2388	0.06%	2
BNKG-1303	1.47%	49
BUSG-1304	0.18%	6
BUSG-2309	0.15%	5
BUSI-1301	0.57%	19
BUSI-2301	0.63%	21
BUSI-2304	0.09%	3
CDEC-1313	0.81%	27
CDEC-1354	0.39%	13
CDEC-2307	0.09%	3
CDEC-2386	0.03%	1
CHEM-1111	0.03%	1
CHEM-1311	0.03%	1
CJSA-1308	1.26%	42
CJSA-1348	0.21%	7
CJSA-1351	0.30%	10

CJSA-2388	0.06%	2
CNBT-1301	0.15%	5
CNBT-1346	0.03%	1
CPMT-1345	0.27%	9
CPMT-2345	0.09%	3
CRIJ-1301	0.69%	23
CRIJ-1306	0.36%	12
CRIJ-1307	0.51%	17
CRIJ-1310	0.21%	7
CRIJ-1313	0.12%	4
CRIJ-2313	0.66%	22
CRIJ-2314	0.15%	5
CRIJ-2323	0.27%	9
CRIJ-2328	0.24%	8
CSME-1401	0.18%	6
CSME-1405	0.06%	2
CSME-1443	0.09%	3
CSME-1447	0.15%	5
CSME-1451	0.06%	2
CSME-1453	0.03%	1
CSME-2310	0.06%	2
CSME-2343	0.03%	1
CSME-2401	0.21%	7
CSME-2441	0.03%	1
DAAC-1311	0.15%	5
DHYG-1191	0.03%	1
DHYG-1211	0.30%	10
DHYG-1219	0.03%	1
DHYG-2153	0.03%	1
DHYG-2231	0.03%	1
DHYG-2362	0.03%	1
ECON-2301	2.74%	91

ECON-2302	2.98%	99
EDTC-1301	0.06%	2
EDUC-1100	0.90%	30
EDUC-1301	0.27%	9
EDUC-2301	0.09%	3
EMSP-1160	0.18%	6
EMSP-1166	0.54%	18
EMSP-1501	0.21%	7
EMSP-2243	0.54%	18
EMSP-2305	0.57%	19
EMSP-2330	0.54%	18
EMSP-2434	0.54%	18
ENGL-0315	0.21%	7
ENGL-0316	0.48%	16
ENGL-1301	2.47%	82
ENGL-1302	3.43%	114
Too many rows for PDF export, try exporting to Word or CSV		

Q15 - (Optional) What is your race? Mark one or more races that you consider yourself to be.

#	Answer	%	Count
1	American Indian or Alaska Native	2.83%	76
2	Asian	1.64%	44
3	Black or African American	6.14%	165
4	Native Hawaiian or Other Pacific Islander	1.04%	28
5	White	88.36%	2375
	Total	100%	2688

Field	Minimum	Maximum	Mean	Std Deviation	Variance	Count	Bottom 3 Box	Top 3 Box
(Optional) What is your race? Mark one or more races that you consider yourself to be.	1.00	5.00	4.70	0.88	0.77	2688	10.60%	95.54%

Q9 - Please provide comments about this instructor or course [Field-Instructor], [Field-Course] [Field-Title]:

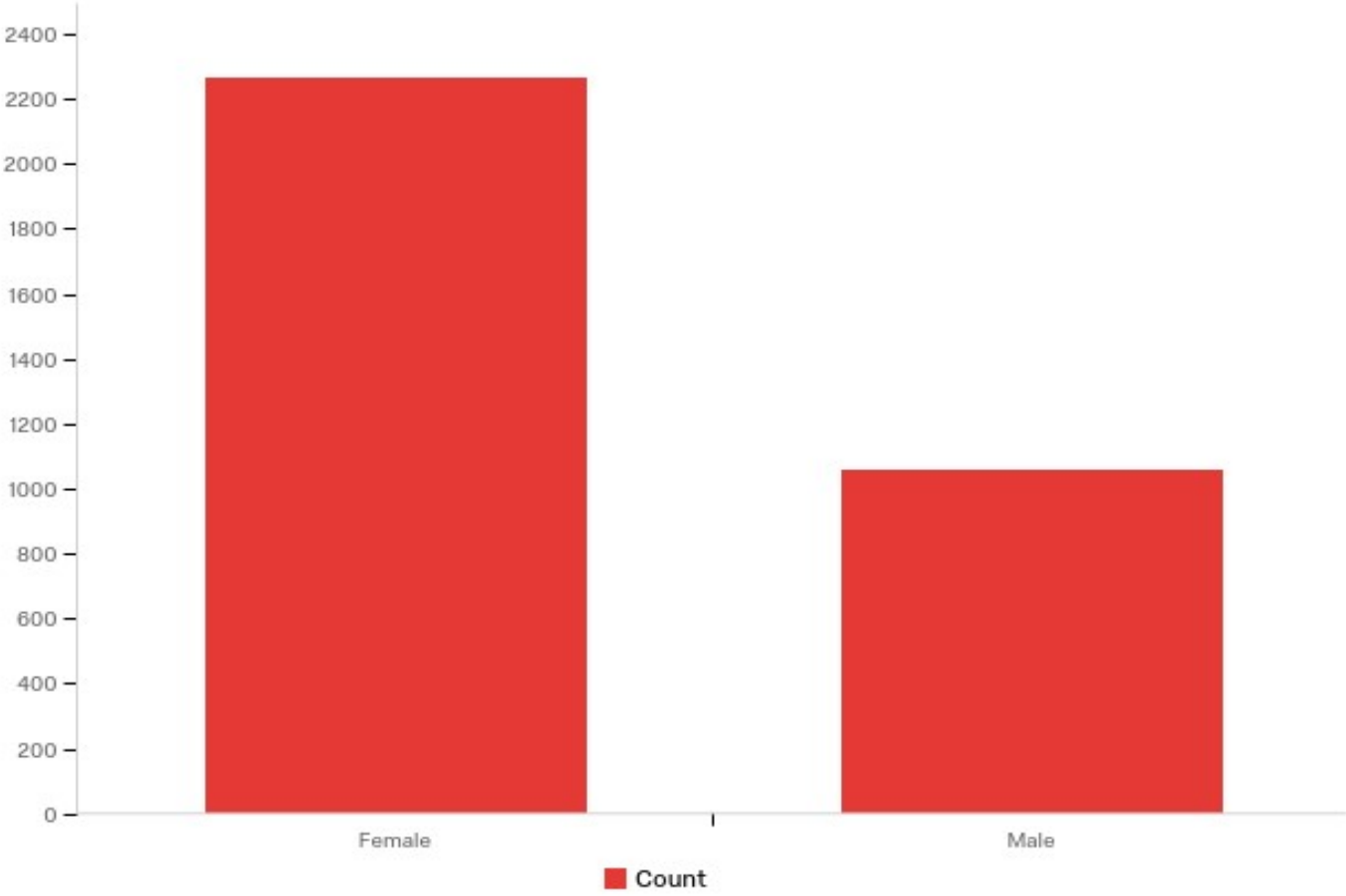
Please provide comments about this instructor or course [Field-Instructor],...
VERY HELPFUL
always very helpful and addresses all concerns.
Instructor was very knowledgeable and willing to help in all areas.
Instructor was always available and willing to help with any and all questions.
Would like to have notice if ATIs are not completed if possible before grades are posted.
Would have liked to see/review Final test for missed items.
Great job
Instructors are very helpful , and available at all times via email , text or per phone. My instructors were very nurturing and caring
awesome
GREAT class, great instructors!!
great instructor, very supportive
I am very happy with the content of this course and staff was excellent.
GREAT JOB
Great instructors, very supportive.
GREAT STAFF
THANK YOU ALL, you will remain in my heart, steps and journey.
Med-surg was the most favorite clinical of the year. It helped me to realize where my career path should go after graduation and how to achieve that goal. The instructors did a great job trying to accommodate everyone so that they had at least one or more chances to repeat a clinical in the area in which they planned to work and it was helpful in deciding where to go after graduation for employment.
To you one and all, my heart felt gratitude for believing in me, encouraging me and assisting me in fulfilling my life long dreams . I NEVER believed i could do what I have done and it is not without each and every one of your support. Thank you so much.
amazing
It was the hardest semester of the year even with it being the longest but i feel prepared to take and Pass NCLEX.
Great class! Instructors were great!
Instructors were always there to help!
Awesome!
More lecture
Wonderful

More lecture
I've learned so much this year and in this class I appreciate Dr. Guinn and Mrs. Simpson so much. I feel like I am ready for my new role and to pass my boards.
I've learned so much this year and in this class I appreciate Dr. Guinn and Mrs. Simpson so much. I feel like I am ready for my new role and to pass my boards.
Mrs. Simpson is a fantastic instructor. The only thing that I wish she would have done is to lecture more. She is extremely knowledgeable! I really enjoy the way she explains subjects and how she explains real life situations.
I don't feel like we were guided at all. I know this is an online courses but we required to attend classes so many times a week and if we are going to be there we should be lectured or taught the material. I don't feel like I benefited from this course. It's a very detailed course and I think there should have been more interaction between the students and professor.
Very good Instructors. Marianne Simpson cares about her students and will go the extra mile. Dr. Guinn is a very compassionate instructor.
very helpful
Very helpful and always available
N/A
Instructors were very attentive and patient. The dedication for student success was very well visible in the instructors.
Mrs. Simpson was great teaching this course. I believe I learned a lot from the simulation labs
Dr. Guinn and Mrs. Simpson were great in helping me understand disease processes in this challenging course.
Great instructors
GREAT INSTRUCTORS
Awesome, always there to help
Awesome, always there to help.
She is helpful.
She's funny
this class sucks ass
Lanna Hubbard was one of the best instructors I have had so far. Her assignments made it fun to research in a way that made you have to really think about why you thought what you did, and learn more about something. The amount of work was challenging, but felt extremely rewarding when it was completed.
I enjoyed this class.
I really appreciated all of your comments on my discussion questions because it not only helped me to know if I was on the right track, but it was encouraging, and even gave me further insight as to what we were writing about. I found it extremely helpful. Really enjoyed this class, even though 3 weeks is a little crazy!
thank you for your time, Mrs. Hubbard! I enjoyed this class, and it was very helpful.
Enjoys the fish at my work.
Good
GREAT COURSE, GREAT teacher
She was good.

I love your classes you are so nice and helpful when I need it.
Thanks Mr. Allen!
Thank you for having me in the mini I greatly appreciate you for answering back to my messages. I was a great class Thank you.
Mr. Hunter's ability to instruct and get students to ingage in real life senarios, were top notch!
Mrs. Malone explained this course very well and she helped me understand it very well and learn new things.
She explained things in a way that I could understand and was very helpful when I needed her
she made the class fun and easy to understand. had a great year with her
She is a very good teacher and I learned pretty good information overall about the topic. Very easy to understand and spoke to where I could learn the material and if I had any questions or problems with any assignment, she would help me with no hassle at all.
She talked about her personal life to much. But most of us got a great understanding about Child Development.
My instructor is awesome. she is always giving good examples and explaining things very well.
Jerrian Malone provided information about the development of children that I would have otherwise not have known. This was a very informational class that I am glad I took to better myself in the understanding of child development.
Mrs. Malone is a very good Child Development teacher, i learned so much stuff about children from her.
She is a magnificent instructor. She connects book situations with her experiences with her own daughter.
Mrs. Malone having a baby of her own helped her give us real life examples.
Best teacher I've had so far this year.
Helpful
Applied real life examples about her own family and child to the material that we were learning.
The instructor is a great person that is nice and helps us learn.
It's a very great way to get words from staff at the LHS
It was a fun oppportunity to take this class and it was very helpful to me.
This was a very good way to get a word out for the staff here at the school
She is very smart and creative with her techniques.
I Love her, and she's such a good teacher
Very good
Instructor is very nice. She has no problems on making sure students get their work done on time and done right. I would recommend her to anyone who asked about her skills in the classroom.
My instructor has been amazing helping us we ever we need it and giving fun learning projects.
N/A
My instructor or teacher has been a very good one.
My instructor is a good one,she helped me with everything i needed help with she was always there for us.The course was a difficult one but with the right teacher it helped alot.

Fun class.
This class was very fun and interesting to learn about.
Is a good teacher
Mrs. Telchik is an outstanding teacher, she provided the class with information that we didn't know about the real world. She provided all this information in a comfortable environment so comfortable we would ask several questions just to learn more from her. I believe that she is a hard working teacher and she should get acknowledged for it. Even to those teachers that doubt us, Mrs. Telchik not once did, she gave an opportunity for all of us and made sure that those that usually skip class made it to school. She made sure they were here to bring their grades up. With that being said she is a great teacher.
She is a very good teacher and easy to get along with.
she was a amazing teacher
Fun, understandable, and engaging class
she is nice
ms telchik is a very good teacher she explains stuff in a way you can get it very fast and has been a big help
it was very good
I like the way she teaches class and what we do in class!!!!
She gives an effort to help which is not what most teachers do.The course was fun and challenging which did require some real world tactics.
She helped me understand how to animate objects and how to change the shape.
She was there to help me understand what we are working on, and how to complete it.
i like the way she teaches thru the board and how we watch her do it first.
I really did enjoy the course and would love to take more courses like this in the future.
This course was very useful and I learned a lot of things that will help me in my future amcareer, school, and the job I have now
I enjoyed getting my feet wet again, with taking this course. Our government is always changing, so keeping up with it, is a plus.
This course was very interesting to me, I love brushing up on past events and learning about new ones as well.
Too many rows for PDF export, try exporting to Word or CSV

Sex



Answer	%	Count
Female	68.13%	2266
Male	31.87%	1060
Total	100%	3326

Today


No results to show

Answer	%	Count
Total	100%	0

Q8 - My overall rating of this course, [Field-Course] [Field-Title], is:

#	Answer	%	Count
1	Outstanding	50.03%	1654
2	Very good	37.69%	1246
3	Satisfactory	10.50%	347
4	Unsatisfactory	1.78%	59
	Total	100%	3306

Field	Minimum	Maximum	Mean	Std Deviation	Variance	Count	Bottom 3 Box	Top 3 Box
My overall rating of this course, [Field-Course] [Field-Title], is:	1.00	4.00	1.64	0.74	0.55	3306	98.22%	49.97%

Instructor



Too many values to display.

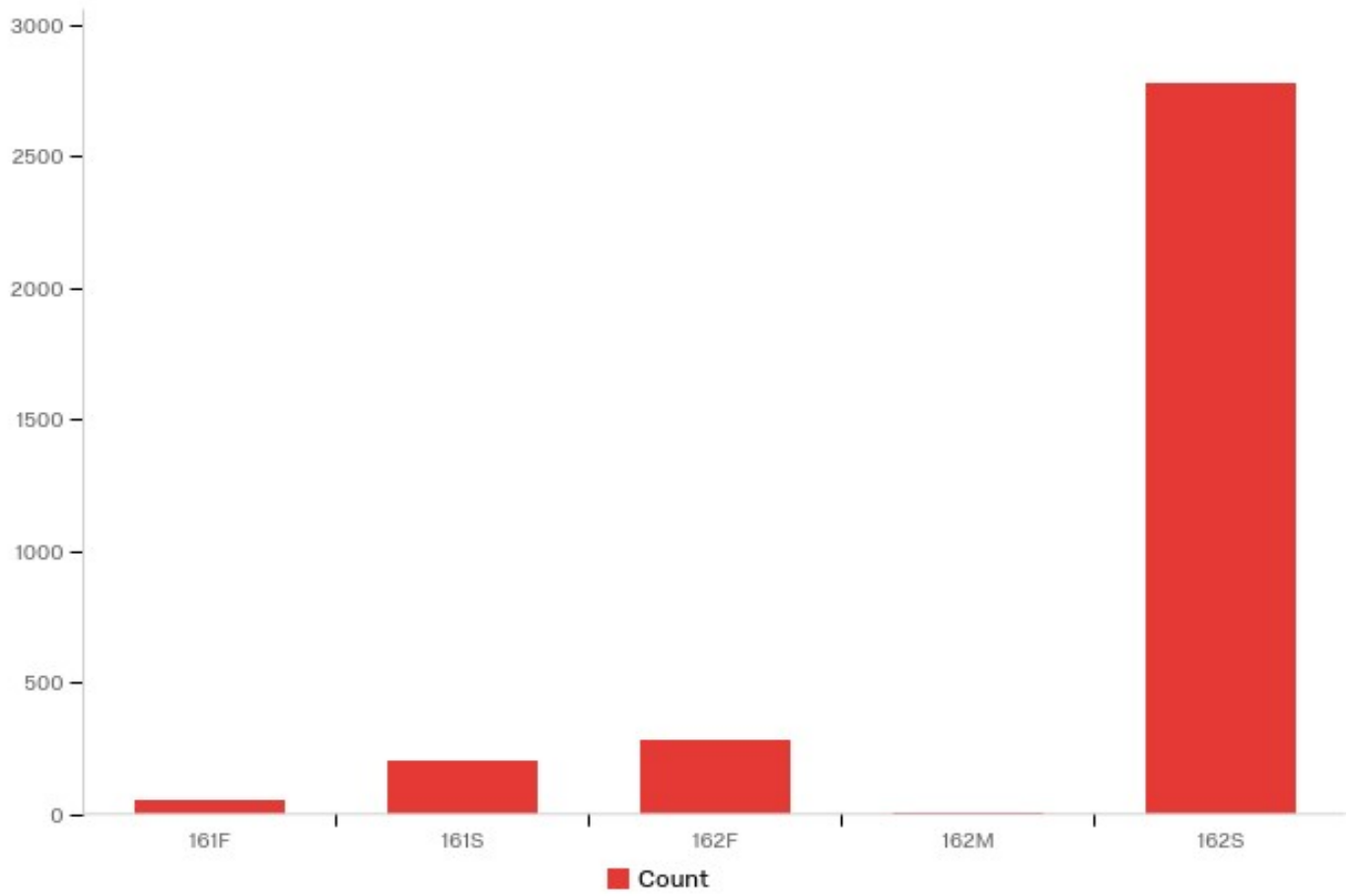
Answer	%	Count
Allen James	1.71%	57
Allen, Gerald S	2.07%	69
Anderson, Jeff D	0.03%	1
Averette, Chad	0.48%	16
BS RNSG Faculty	3.34%	111
BS VNSG Faculty	0.45%	15
Barnhill, Greg L	0.36%	12
Berry, Cash R	0.48%	16
Book, Julie A	1.59%	53
Boyd, Elizabeth	0.03%	1
Broome, Michael	0.03%	1
Brosh Kaitlyn	0.12%	4
Browne,Nita	0.12%	4
Buske, C	0.03%	1
Callan, Pam	0.24%	8
Campbell,Danny	0.03%	1
Clark,Andre L	0.30%	10
Coffman, Christa	2.04%	68
Conoly, Sandra	2.95%	98
Crockett, Rita	1.62%	54

Dehart, Alicia	0.03%	1
Donnelly Rink	0.12%	4
Dorsey, Kim	0.03%	1
Dudley C Travis	0.03%	1
Dunagan Carah	0.21%	7
Ebeling, Carla	0.27%	9
Farmer, Jeri D.	0.33%	11
Fauley Douglas	0.30%	10
Flores, Daniel	0.21%	7
Franklin, Odis	1.71%	57
Frantz,Rita K	0.84%	28
Gabehart,Greg	0.12%	4
Gierke,Diane S	0.33%	11
Guevara, Daniel	2.04%	68
Gutierrez, Tish	2.95%	98
Hall, Jay	0.03%	1
Harrold, Carla	3.97%	132
Hensley, Randy J	1.83%	61
Hernandez, Nancy	0.69%	23
Hickam Richard	0.09%	3
Hicks, William	0.06%	2
Hidalgo,Keith	0.54%	18
Higgins, Jenee	0.12%	4
Hill Doray	0.06%	2
Hobbs, Steven	4.30%	143
Houser, Miranda	1.89%	63
Hubbard, Lanna	3.07%	102
Hunter,Travis	3.13%	104
Kellermeier,A	2.38%	79
Kelly-Anderson,A	2.89%	96
Kerfman, Dave	1.56%	52
Key,Randy	0.57%	19

Kiley, Dan	0.03%	1
King, Reani	0.03%	1
Kirgis, Lauri	0.18%	6
Kirkland,Suzanne	0.06%	2
Kountz, Van	0.03%	1
Lane Keith	0.09%	3
Lendermon, Belin	0.09%	3
Lewis Dustin	1.41%	47
Limaye, Vasant	0.42%	14
Lopez, John	0.06%	2
Malone, Jerrian2	0.39%	13
Marino, Linda	0.06%	2
Marquez, Raul	0.18%	6
McGinnes, Karen	0.57%	19
McKinnon, Annie	0.06%	2
McMahon,Billy J	0.12%	4
Meacham Vickie	2.29%	76
Nielsen Roger	0.75%	25
Nix,Terri J	1.14%	38
Owens Brandon	0.39%	13
Padilla, Maria	0.60%	20
Paige, Annette	0.30%	10
Parsons, Gwen H	1.08%	36
Patterson,Jeffre	0.03%	1
Pelfrey Chris	0.36%	12
Peterson,Kirk	0.60%	20
Presley, Randall	0.09%	3
Raines, Kelly	0.03%	1
SA RNSG Faculty	3.19%	106
SA VNSG Faculty	2.59%	86
STAFF	0.42%	14
Salazar Vanessa	1.29%	43

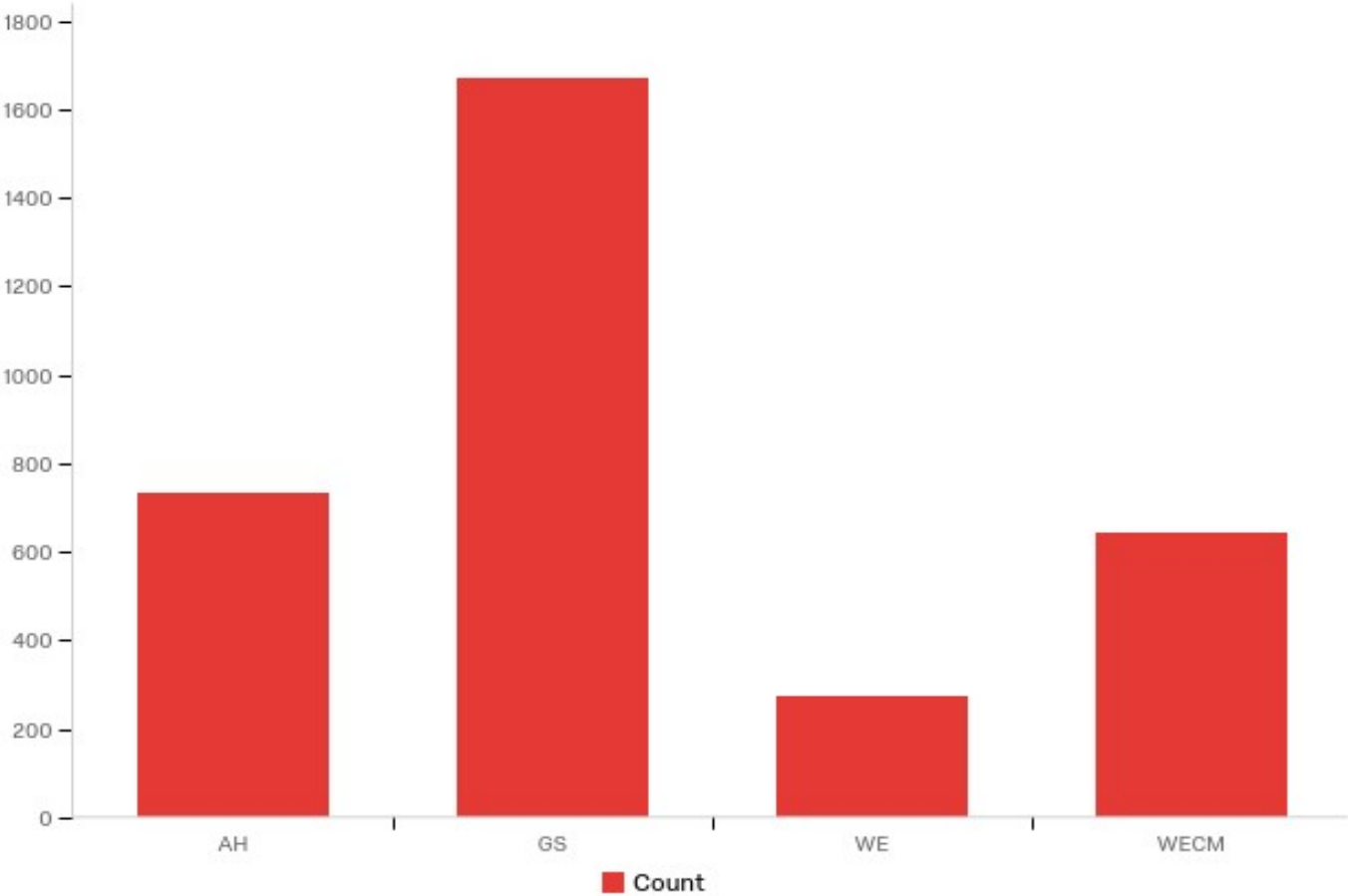
Simpson Frank	0.12%	4
Sparks, Danny	0.21%	7
Spradling, Melody	0.36%	12
Stewart, Homer C	1.41%	47
Strickland, Susan	1.20%	40
Tan, Cheng Pheng	0.60%	20
Tan, Tantika	0.06%	2
Tejani, Amin	0.18%	6
Telchik, Lisa	0.48%	16
Tinsley, Mary D	1.68%	56
Tipton, Frank	0.27%	9
Treadwell Nancy	1.65%	55
Trubenstein, Mic	3.07%	102
Vega Eddie	0.15%	5
Wakefield, Steph	0.39%	13
Walker, Barbara	2.32%	77
Too many rows for PDF export, try exporting to Word or CSV		

Term



Answer	%	Count
161F	1.50%	50
161S	6.04%	201
162F	8.57%	285
162M	0.27%	9
162S	83.61%	2781
Total	100%	3326

Div



Answer	%	Count
AH	22.05%	733
GS	50.29%	1672
WE	8.30%	276
WECM	19.37%	644
Total	100%	3325

First



Too many values to display.

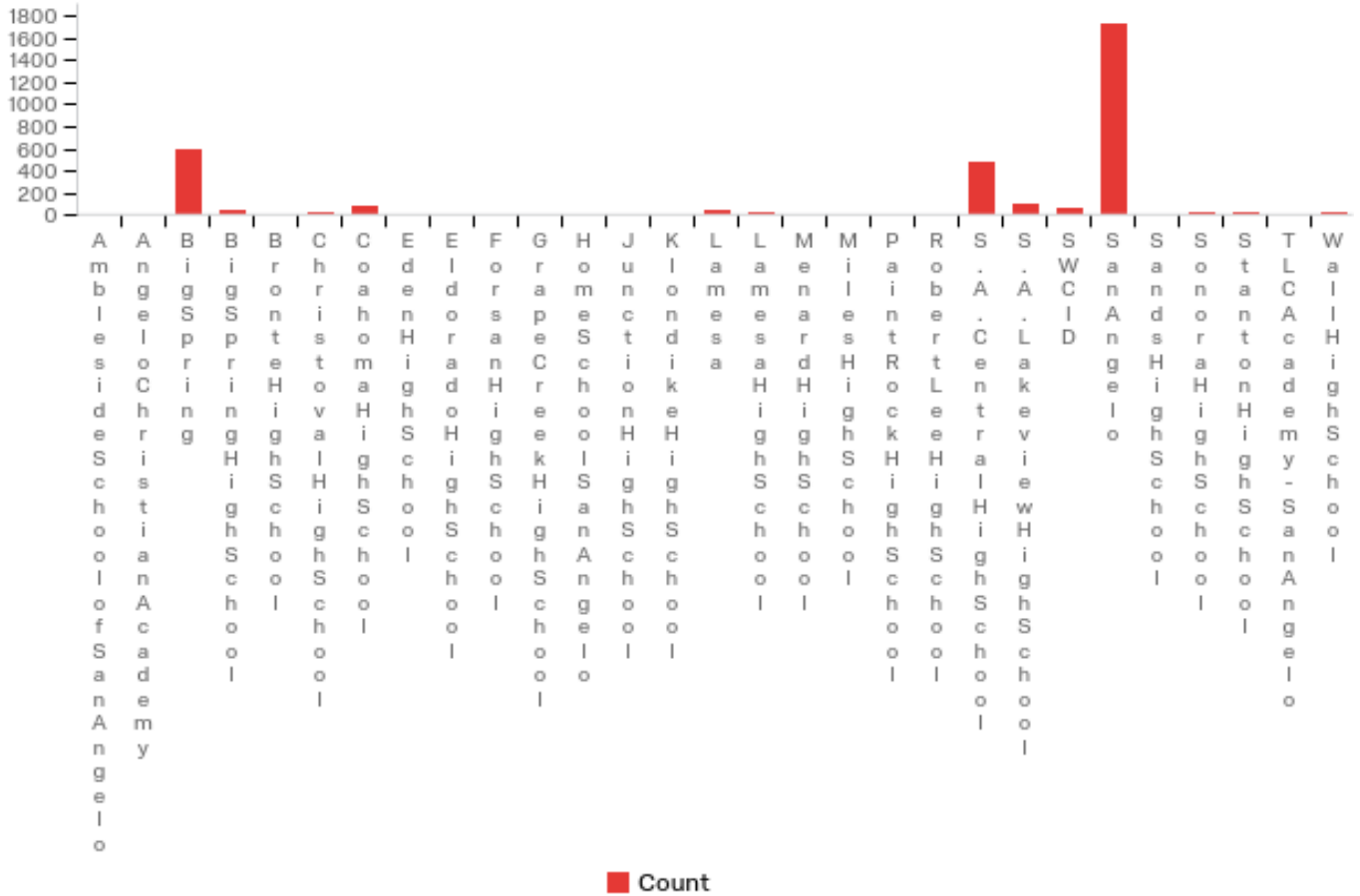
Answer	%	Count
Aaron	0.24%	8
Abbey	0.15%	5
Abbigail	0.09%	3
Abel	0.09%	3
Abigail	0.24%	8
Abraham	0.03%	1
Abram	0.03%	1
Ada	0.03%	1
Adam	0.12%	4
Addison	0.06%	2
Adela	0.12%	4
Adolfo	0.03%	1
Adrian	0.03%	1
Adriana	0.06%	2
Adrianna	0.06%	2
Adrienne	0.03%	1
Agustin	0.06%	2
Ahmed	0.03%	1
Alaina	0.03%	1
Alanah	0.06%	2

Alanis	0.09%	3
Alanna	0.06%	2
Albert	0.09%	3
Alberto	0.12%	4
Alejandra	0.36%	12
Alejandro	0.09%	3
Aleksander	0.03%	1
Alex	0.21%	7
Alexa	0.09%	3
Alexander	0.18%	6
Alexandra	0.15%	5
Alexandria	0.24%	8
Alexess	0.03%	1
Alexia	0.06%	2
Alexis	0.42%	14
Alexya	0.03%	1
Alfredo	0.24%	8
Ali	0.12%	4
Alicia	0.06%	2
Alisandra	0.03%	1
Alisha	0.06%	2
Alishia	0.03%	1
Alissa	0.03%	1
Aliyah	0.09%	3
Allison	0.24%	8
Allyson	0.06%	2
Alma	0.03%	1
Alondra	0.24%	8
Alysha	0.12%	4
Alyson	0.03%	1
Alyssa	0.24%	8
Amanda	0.57%	19

Amber	0.48%	16
Ambrosia	0.09%	3
Amelia	0.06%	2
America	0.03%	1
Amparo	0.06%	2
Amy	0.18%	6
Ana	0.03%	1
Ana Delia	0.12%	4
Anabella	0.06%	2
Anahi	0.03%	1
Anastacia	0.03%	1
Andrea	0.27%	9
Andres	0.03%	1
Andrew	0.39%	13
Angel	0.06%	2
Angela	0.57%	19
Angelica	0.21%	7
Angelina	0.06%	2
Angelo	0.03%	1
Angil	0.09%	3
Anissa	0.03%	1
Anjelica	0.06%	2
Ann	0.03%	1
Anna	0.18%	6
Annamarie	0.03%	1
Anthony	0.15%	5
Antoinette	0.03%	1
Antonio	0.15%	5
April	0.09%	3
Araceli	0.06%	2
Aracely	0.03%	1
Areleis	0.09%	3

Argelia	0.09%	3
Ariana	0.03%	1
Ariel	0.15%	5
Aristotle	0.03%	1
Armando	0.03%	1
Armarinda	0.03%	1
Arthur	0.03%	1
Ashlee	0.15%	5
Ashley	0.60%	20
Ashlie	0.03%	1
Ashlyn	0.09%	3
Ashlynn	0.09%	3
Ashton	0.03%	1
Athena	0.03%	1
Aubrie	0.06%	2
Audrey	0.18%	6
Too many rows for PDF export, try exporting to Word or CSV		

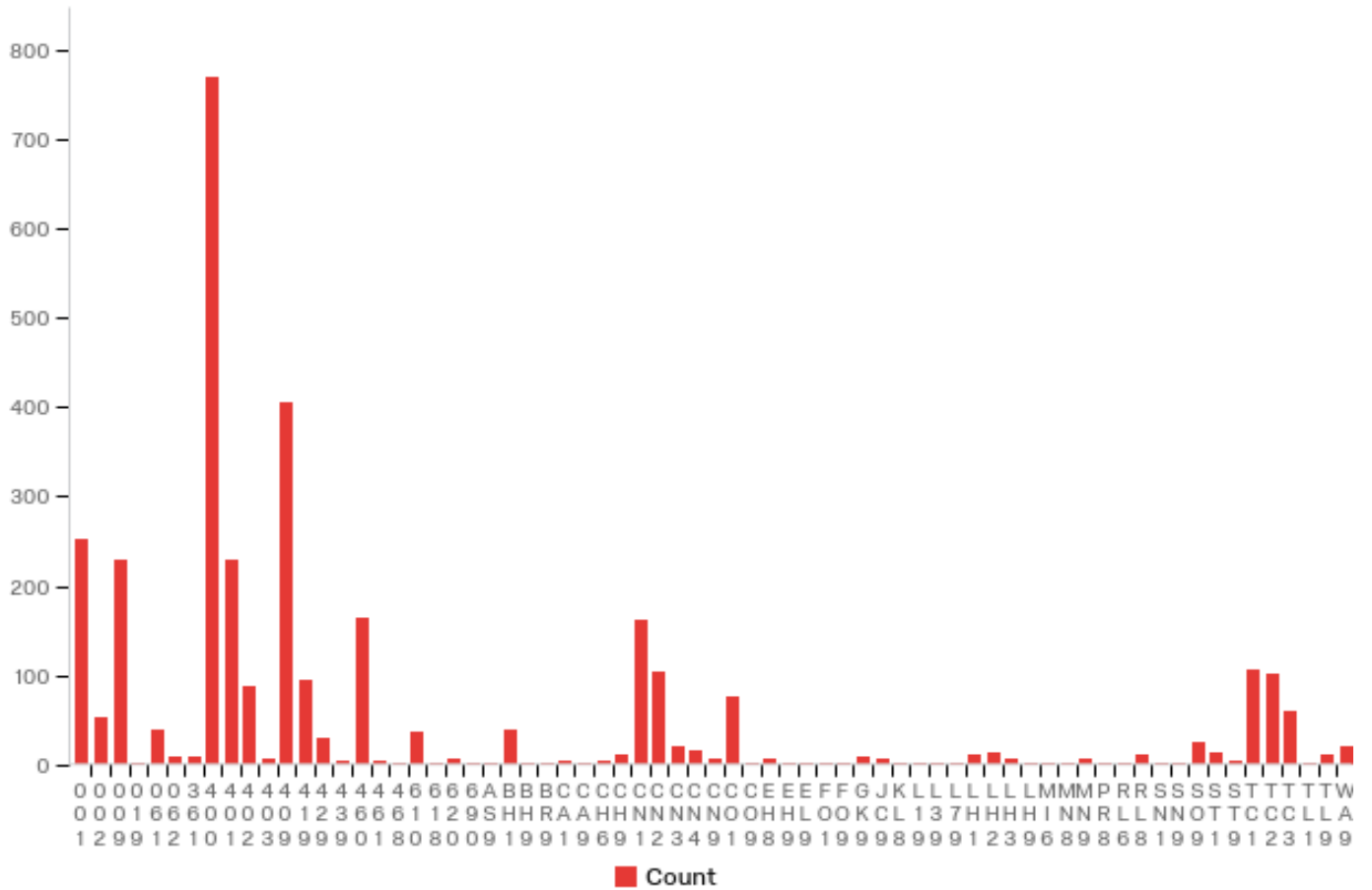
HC



Answer	%	Count
Ambleside School of San Angelo	0.06%	2
Angelo Christian Academy	0.15%	5
Big Spring	17.98%	598
Big Spring High School	1.17%	39
Bronte High School	0.06%	2
Christoval High School	0.48%	16
Coahoma High School	2.29%	76
Eden High School	0.24%	8
Eldorado High School	0.03%	1
Forsan High School	0.09%	3
Grape Creek High School	0.27%	9
Home School San Angelo	0.27%	9

Junction High School	0.21%	7
Klondike High School	0.09%	3
Lamesa	1.11%	37
Lamesa High School	0.96%	32
Menard High School	0.30%	10
Miles High School	0.06%	2
Paint Rock High School	0.03%	1
Robert Lee High School	0.42%	14
S.A. Central High School	14.55%	484
S.A. Lakeview High School	2.86%	95
SWCID	1.77%	59
San Angelo	52.10%	1733
Sands High School	0.15%	5
Sonora High School	0.78%	26
Stanton High School	0.57%	19
TLC Academy - San Angelo	0.33%	11
Wall High School	0.60%	20
Total	100%	3326

Sec



Answer	%	Count
001	7.61%	253
002	1.59%	53
009	6.86%	228
019	0.06%	2
061	1.17%	39
062	0.24%	8
361	0.27%	9
400	23.15%	770
401	6.86%	228
402	2.62%	87
403	0.18%	6
409	12.21%	406

419	2.83%	94
429	0.90%	30
439	0.15%	5
460	4.93%	164
461	0.12%	4
468	0.06%	2
610	1.11%	37
618	0.03%	1
620	0.18%	6
690	0.06%	2
AS9	0.06%	2
BH1	1.14%	38
BH9	0.03%	1
BR9	0.06%	2
CA1	0.12%	4
CA9	0.03%	1
CH6	0.15%	5
CH9	0.33%	11
CN1	4.84%	161
CN2	3.16%	105
CN3	0.60%	20
CN4	0.45%	15
CN9	0.21%	7
CO1	2.25%	75
CO9	0.03%	1
EH8	0.21%	7
EH9	0.03%	1
EL9	0.03%	1
FO1	0.06%	2
FO9	0.03%	1
GK9	0.27%	9
JC9	0.21%	7

KL8	0.09%	3
L19	0.03%	1
L39	0.03%	1
L79	0.09%	3
LH1	0.30%	10
LH2	0.42%	14
LH3	0.18%	6
LH9	0.06%	2
MI6	0.06%	2
MN8	0.09%	3
MN9	0.21%	7
PR8	0.03%	1
RL6	0.09%	3
RL8	0.33%	11
SN1	0.09%	3
SN9	0.06%	2
SO9	0.78%	26
ST1	0.42%	14
ST9	0.15%	5
TC1	3.22%	107
TC2	3.07%	102
TC3	1.77%	59
TL1	0.03%	1
TL9	0.30%	10
WA9	0.60%	20
Total	100%	3326

SecondEmail



Too many values to display.

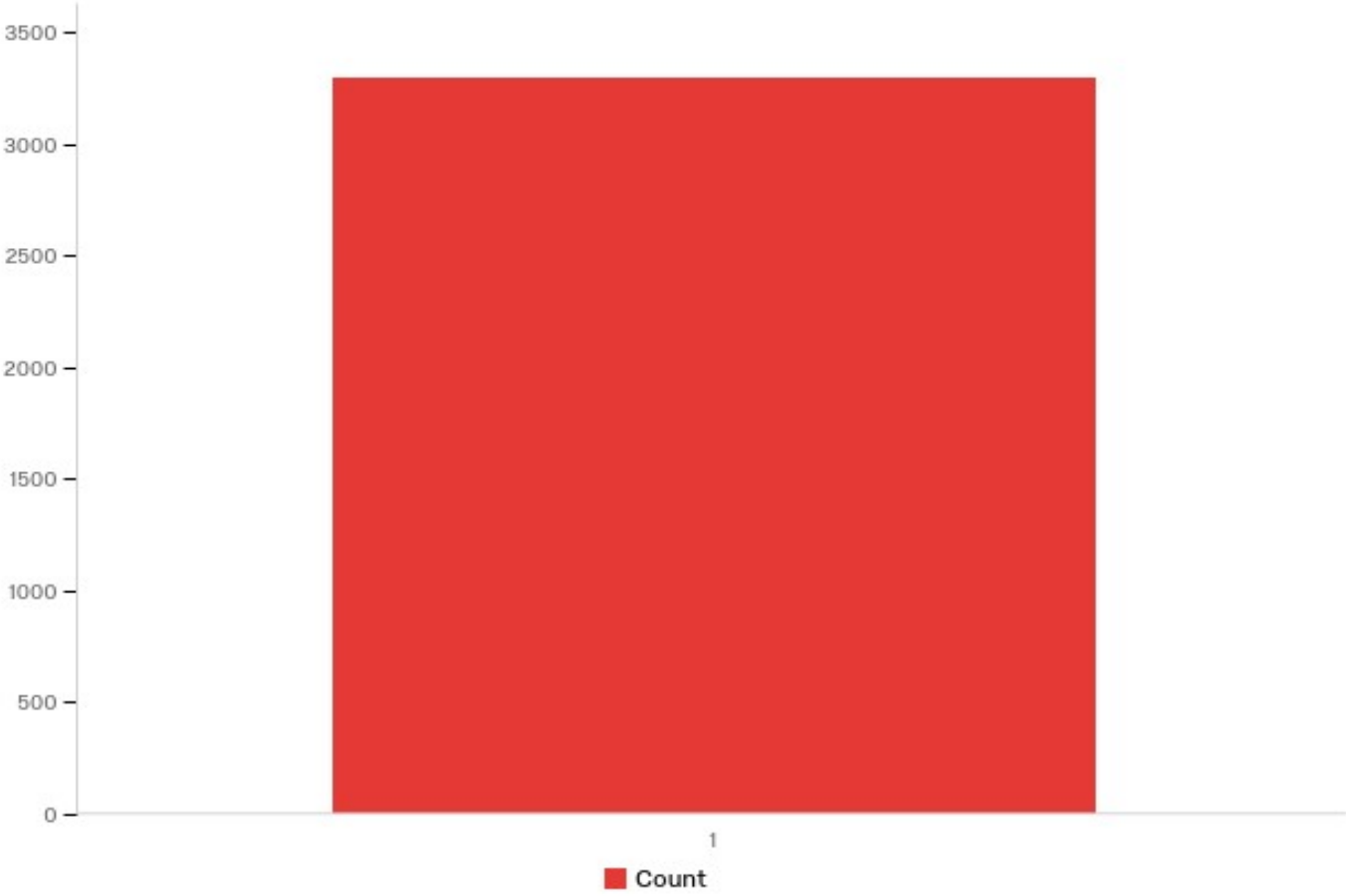
Answer	%	Count
12tnew12@gmail.com	0.15%	5
15.ericgarcia@gmail.com	0.03%	1
15hotrod.rd@gmail.com	0.03%	1
1kaitlyn1828@gmail.com	0.03%	1
2.dmartinez.230@gmail.com	0.03%	1
22DANIELJIMENEZ22@GMAIL.COM	0.03%	1
43701boba@gmail.com	0.03%	1
46.horsepower@gmail.com	0.03%	1
48268@studentsaisd.org	0.03%	1
AAguero6110@myhc.us	0.06%	2
AAlderman3390@stu.howardcollege.edu	0.06%	2
AAmine1330@myhc.us	0.03%	1
AAvila5680@stu.howardcollege.edu	0.06%	2
ABailey4310@myhc.us	0.03%	1
ABarrera7630@stu.howardcollege.edu	0.03%	1
ABautista4560@myhc.us	0.12%	4
ABlackstock7950@stu.howardcollege.edu	0.06%	2
ACastillo7590@stu.howardcollege.edu	0.03%	1
ACox4870@stu.howardcollege.edu	0.03%	1

ACrespo6640@stu.howardcollege.edu	0.03%	1
ACroce4720@stu.howardcollege.edu	0.03%	1
ADavis4890@stu.howardcollege.edu	0.03%	1
ADeLaCruz7930@stu.howardcollege.edu	0.03%	1
ADelgado6440@stu.howardcollege.edu	0.03%	1
AFlores1440@myhc.us	0.15%	5
AFrausto7670@myhc.us	0.06%	2
AGaeta3870@myhc.us	0.03%	1
AGarcia2200@stu.howardcollege.edu	0.03%	1
AGarza1500@stu.howardcollege.edu	0.03%	1
AGarza3250@stu.howardcollege.edu	0.03%	1
AGibson7330@stu.howardcollege.edu	0.03%	1
AGomez2480@stu.howardcollege.edu	0.03%	1
AGomez6930@stu.howardcollege.edu	0.03%	1
AGonzales2230@stu.howardcollege.edu	0.03%	1
AGroder4900@stu.howardcollege.edu	0.06%	2
AGuerra5130@stu.howardcollege.edu	0.03%	1
AGutierrez7040@myhc.us	0.06%	2
AHarness6580@stu.howardcollege.edu	0.06%	2
AHerrera1120@stu.howardcollege.edu	0.03%	1
AJimenez6990@stu.howardcollege.edu	0.03%	1
ALYSSA.ARREDONDO@STU.LAMESA.ESC17.NET	0.03%	1
ALevrie2010@stu.howardcollege.edu	0.09%	3
ALozano6880@myhc.us	0.03%	1
AMitchell6540@stu.howardcollege.edu	0.03%	1
AMunoz5360@stu.howardcollege.edu	0.03%	1
ANDREAK12X@GMAIL.COM	0.03%	1

ANGELINA_NICOLE11@MSN.COM	0.06%	2
ANNA_KATHERINE84@HOTMAIL.COM	0.18%	6
ANROMERO@STUDENT.COAHOMA.ESC18.NET	0.03%	1
ANeal5670@stu.howardcollege.edu	0.03%	1
AOsborn3190@myhc.us	0.03%	1
AParra7540@stu.howardcollege.edu	0.03%	1
APayne4220@stu.howardcollege.edu	0.03%	1
APena4750@stu.howardcollege.edu	0.03%	1
AQuintana3650@stu.howardcollege.edu	0.06%	2
ARISTOTLEMORAN@YAHOO.COM	0.03%	1
ARamirez4290@stu.howardcollege.edu	0.06%	2
ARamirez4640@stu.howardcollege.edu	0.03%	1
ARascon5460@stu.howardcollege.edu	0.03%	1
ARauscher1530@stu.howardcollege.edu	0.03%	1
ARich4520@myhc.us	0.03%	1
ARivas4420@stu.howardcollege.edu	0.03%	1
ARivas6730@myhc.us	0.03%	1
ARodriguez1180@stu.howardcollege.edu	0.03%	1
ARodriguez3620@myhc.us	0.06%	2
ARodriguez6760@stu.howardcollege.edu	0.15%	5
ARuiz5820@myhc.us	0.03%	1
ASanchezRoldan1980@stu.howardcollege.edu	0.03%	1
ASlaughter1310@stu.howardcollege.edu	0.03%	1
ASosa5440@myhc.us	0.03%	1
AStewart3010@stu.howardcollege.edu	0.03%	1
ATennison4460@myhc.us	0.03%	1
ATobias2090@stu.howardcollege.edu	0.03%	1
AUriegas5910@stu.howardcollege.edu	0.03%	1

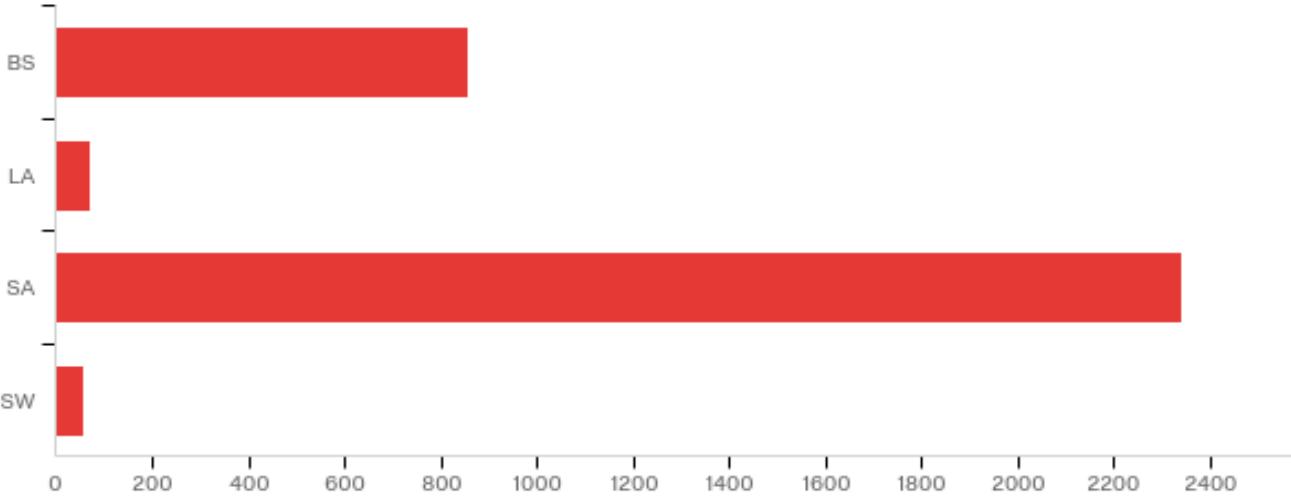
AUriegas6350@stu.howardcollege.edu	0.03%	1
AVillanueva5200@stu.howardcollege.edu	0.03%	1
AWilson5340@stu.howardcollege.edu	0.03%	1
B.CRYSTAL18@YAHOO.COM	0.03%	1
BAGarcia4100@stu.howardcollege.edu	0.03%	1
BBlaylock5660@myhc.us	0.03%	1
BCline2490@stu.howardcollege.edu	0.03%	1
BDavis3710@myhc.us	0.03%	1
BDeHoyos7400@stu.howardcollege.edu	0.03%	1
BDuran1870@stu.howardcollege.edu	0.03%	1
BEANOGOMEZ45@GMAIL.COM	0.06%	2
BECruz4120@stu.howardcollege.edu	0.03%	1
BGarcia7410@stu.howardcollege.edu	0.03%	1
BGates3780@stu.howardcollege.edu	0.03%	1
BGieselman6910@stu.howardcollege.edu	0.03%	1
BGreenwood4380@stu.howardcollege.edu	0.06%	2
BGuevara6800@stu.howardcollege.edu	0.03%	1
BHernandez7480@stu.howardcollege.edu	0.03%	1
BHernandez7610@stu.howardcollege.edu	0.03%	1
BHuapillaGonzalez6940@myhc.us	0.03%	1
BJSWINNEY99@GMAIL.COM	0.03%	1
BMagers7430@myhc.us	0.03%	1
BMcKenzie1200@stu.howardcollege.edu	0.03%	1
BMolina4530@stu.howardcollege.edu	0.03%	1
BOLOGNAMASTER3000@GMAIL.COM	0.03%	1
BOates4600@myhc.us	0.03%	1
Too many rows for PDF export, try exporting to Word or CSV		

Complete



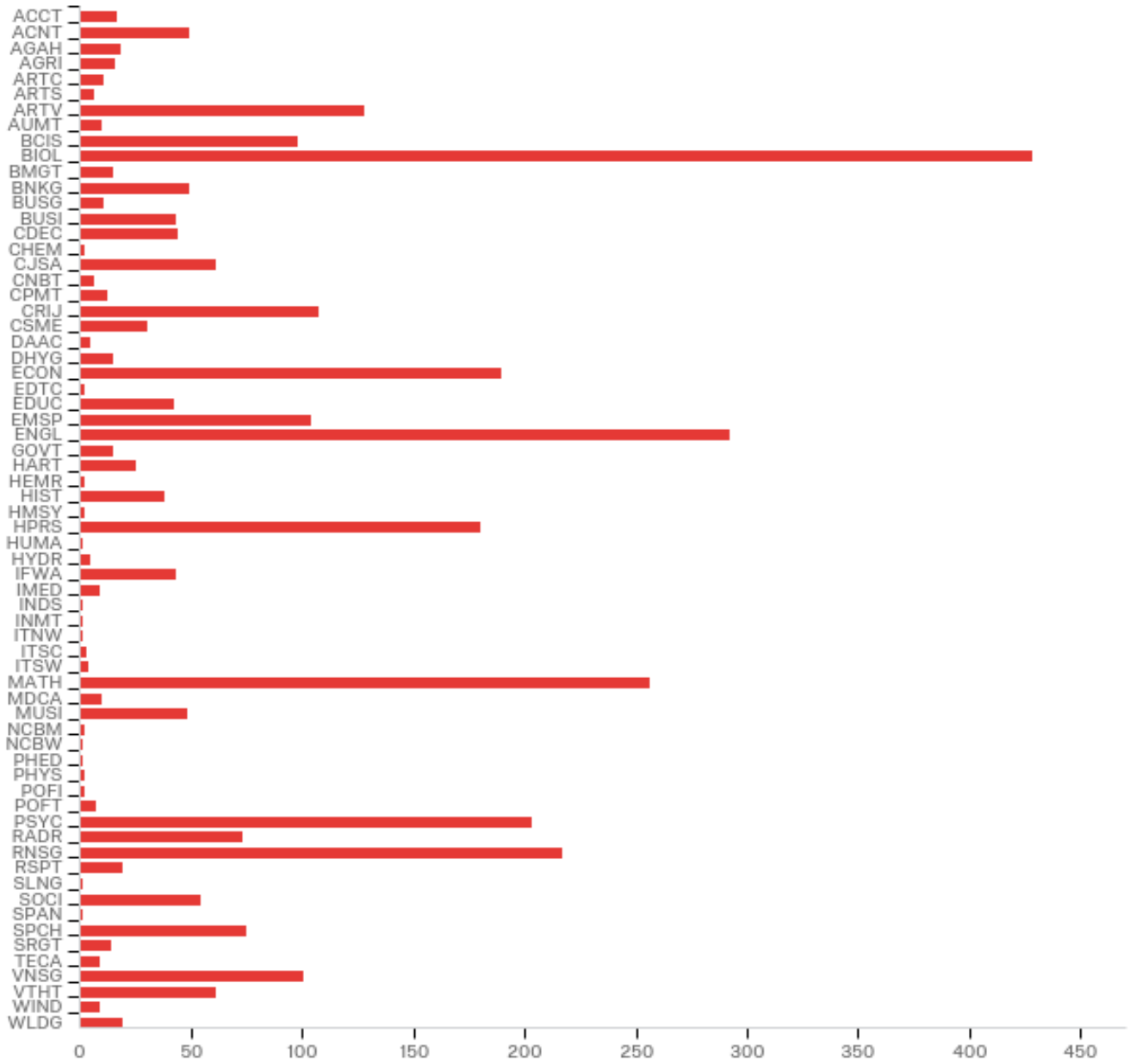
Answer	%	Count
1	100.00%	3300
Total	100%	3300

CampusGroup



Answer	%	Count
BS	25.74%	856
LA	2.16%	72
SA	70.32%	2339
SW	1.77%	59
Total	100%	3326

DEPT

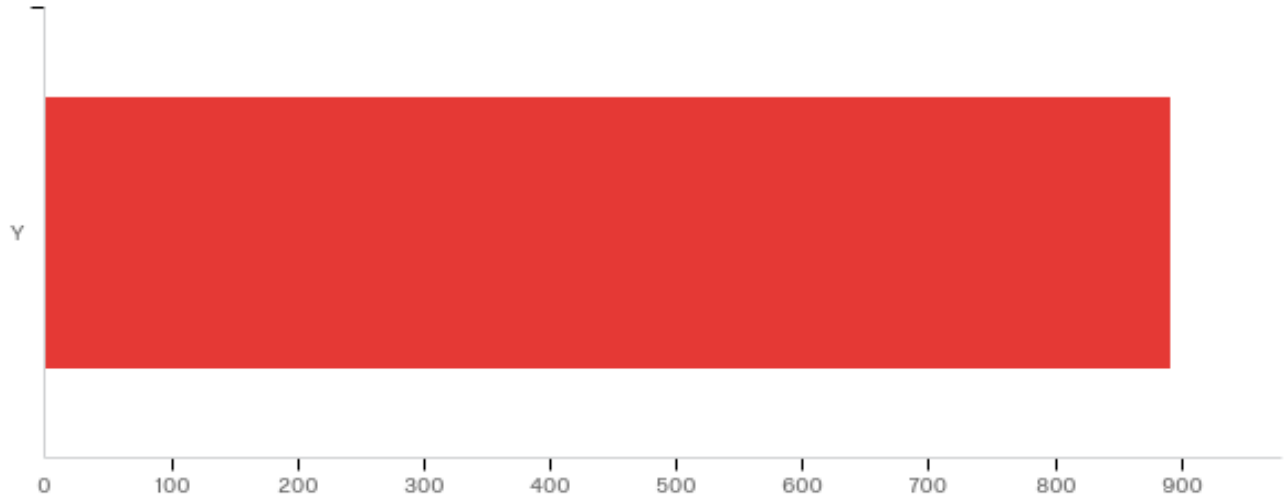


Answer	%	Count
ACCT	0.51%	17
ACNT	1.47%	49
AGAH	0.54%	18
AGRI	0.48%	16
ARTC	0.33%	11
ARTS	0.18%	6

ARTV	3.85%	128
AUMT	0.30%	10
BCIS	2.95%	98
BIOL	12.87%	428
BMGT	0.45%	15
BNKG	1.47%	49
BUSG	0.33%	11
BUSI	1.29%	43
CDEC	1.32%	44
CHEM	0.06%	2
CJSA	1.83%	61
CNBT	0.18%	6
CPMT	0.36%	12
CRIJ	3.22%	107
CSME	0.90%	30
DAAC	0.15%	5
DHYG	0.45%	15
ECON	5.71%	190
EDTC	0.06%	2
EDUC	1.26%	42
EMSP	3.13%	104
ENGL	8.78%	292
GOVT	0.45%	15
HART	0.75%	25
HEMR	0.06%	2
HIST	1.14%	38
HMSY	0.06%	2
HPRS	5.41%	180
HUMA	0.03%	1
HYDR	0.15%	5
IFWA	1.29%	43
IMED	0.27%	9

INDS	0.03%	1
INMT	0.03%	1
ITNW	0.03%	1
ITSC	0.09%	3
ITSW	0.12%	4
MATH	7.70%	256
MDCA	0.30%	10
MUSI	1.44%	48
NCBM	0.06%	2
NCBW	0.03%	1
PHED	0.03%	1
PHYS	0.06%	2
POFI	0.06%	2
POFT	0.21%	7
PSYC	6.10%	203
RADR	2.19%	73
RNSG	6.52%	217
RSPT	0.57%	19
SLNG	0.03%	1
SOCI	1.62%	54
SPAN	0.03%	1
SPCH	2.25%	75
SRGT	0.42%	14
TECA	0.27%	9
VNSG	3.04%	101
VTHT	1.83%	61
WIND	0.27%	9
WLDG	0.57%	19
Total	100%	3326

CRSDualCredit



Answer	%	Count
Y	100.00%	891
Total	100%	891

ExternalDataReference



Too many values to display.

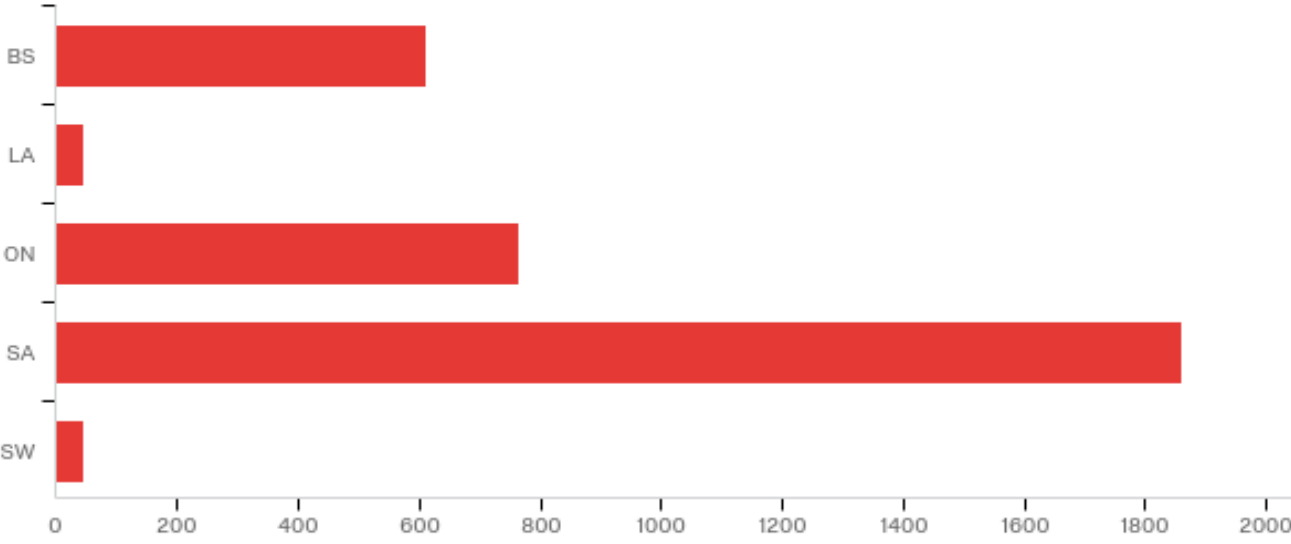
Answer	%	Count
101000765	0.03%	1
101002772	0.03%	1
101008448	0.06%	2
102003773	0.06%	2
103007193	0.03%	1
103008373	0.06%	2
104000281	0.06%	2
104003490	0.12%	4
104006227	0.03%	1
104007727	0.06%	2
105001178	0.06%	2
105008289	0.06%	2
106001810	0.03%	1
106003443	0.06%	2
107005954	0.03%	1
108002579	0.03%	1
108007623	0.12%	4
108007763	0.03%	1
109007517	0.03%	1
109007857	0.03%	1

109009874	0.03%	1
110009819	0.06%	2
111007715	0.03%	1
111008951	0.03%	1
112002219	0.03%	1
113006536	0.06%	2
113008083	0.18%	6
114005857	0.03%	1
114005953	0.09%	3
114006429	0.03%	1
114007506	0.06%	2
114008365	0.03%	1
115005474	0.03%	1
115009536	0.03%	1
116001102	0.03%	1
117006632	0.12%	4
118002754	0.03%	1
118005627	0.03%	1
118007662	0.03%	1
118008898	0.03%	1
119002353	0.06%	2
120001930	0.12%	4
120002783	0.03%	1
120003941	0.03%	1
121000991	0.12%	4
121002638	0.06%	2
121008993	0.09%	3
121009409	0.03%	1
122000877	0.06%	2
122003793	0.03%	1
122006733	0.06%	2
122007937	0.03%	1

122008631	0.06%	2
123001988	0.06%	2
123002271	0.03%	1
123003973	0.06%	2
123004857	0.03%	1
124005297	0.03%	1
124006448	0.03%	1
125008053	0.03%	1
126009939	0.03%	1
127006539	0.03%	1
127008690	0.03%	1
127009808	0.06%	2
128000848	0.09%	3
128002304	0.12%	4
128002533	0.03%	1
128002798	0.09%	3
128003251	0.03%	1
128006927	0.03%	1
128009099	0.09%	3
129001440	0.03%	1
129004733	0.03%	1
129004800	0.12%	4
129007635	0.03%	1
129009823	0.09%	3
130007005	0.03%	1
131001124	0.03%	1
131001281	0.03%	1
131002629	0.03%	1
131003372	0.06%	2
131005311	0.03%	1
132001887	0.09%	3
132002180	0.03%	1

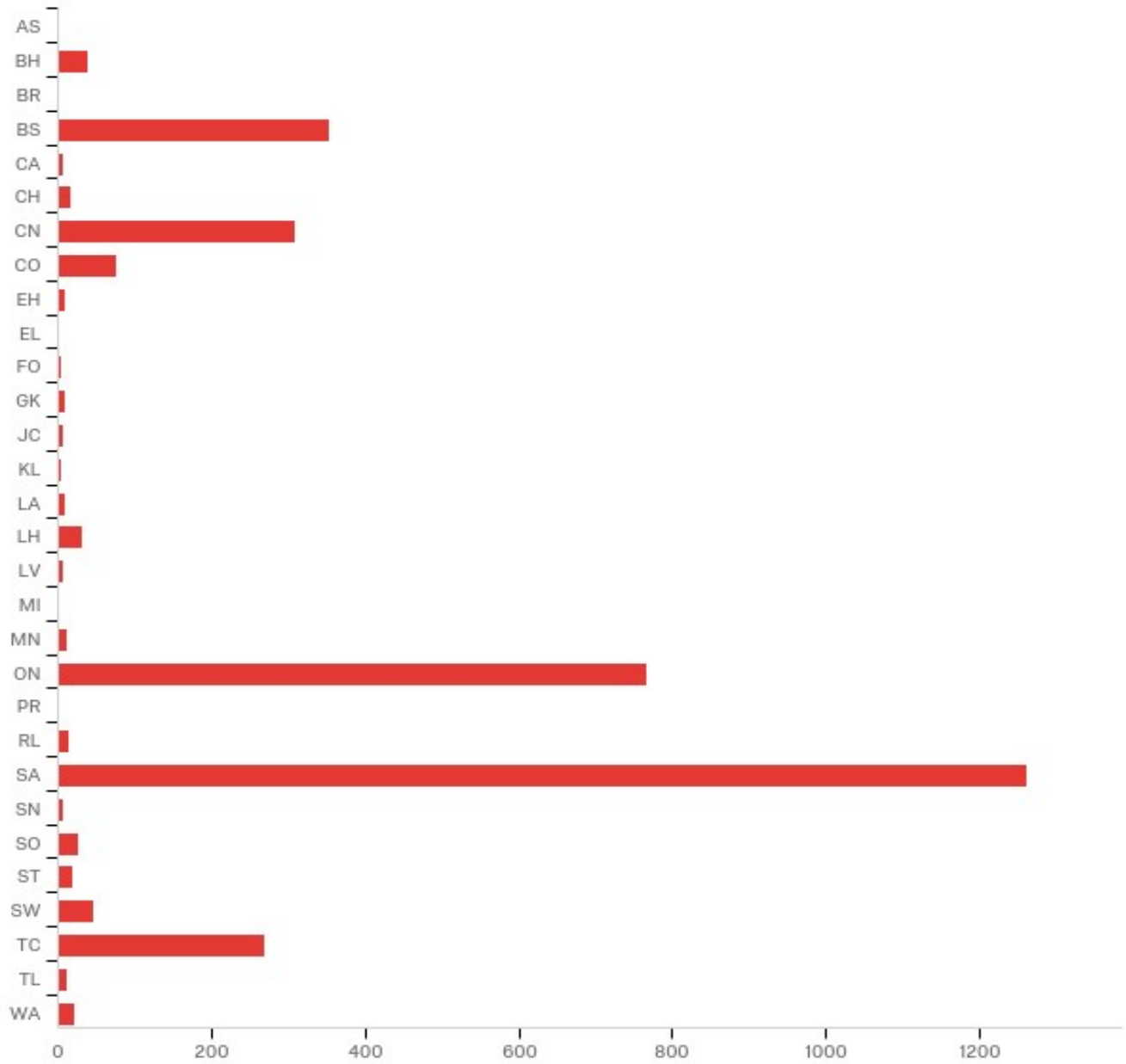
132004468		0.03%	1
132007375		0.09%	3
132008341		0.12%	4
133003728		0.03%	1
133008194		0.03%	1
134003044		0.03%	1
134003812		0.06%	2
134005480		0.06%	2
134008852		0.03%	1
135007721		0.03%	1
136002807		0.06%	2
136003372		0.03%	1
136003380		0.03%	1
136003765		0.03%	1
136006946		0.03%	1
137001638		0.03%	1
Too many rows for PDF export, try exporting to Word or CSV			

CRSCampusGroup



Answer	%	Count
BS	18.37%	611
LA	1.32%	44
ON	23.03%	766
SA	55.89%	1859
SW	1.38%	46
Total	100%	3326

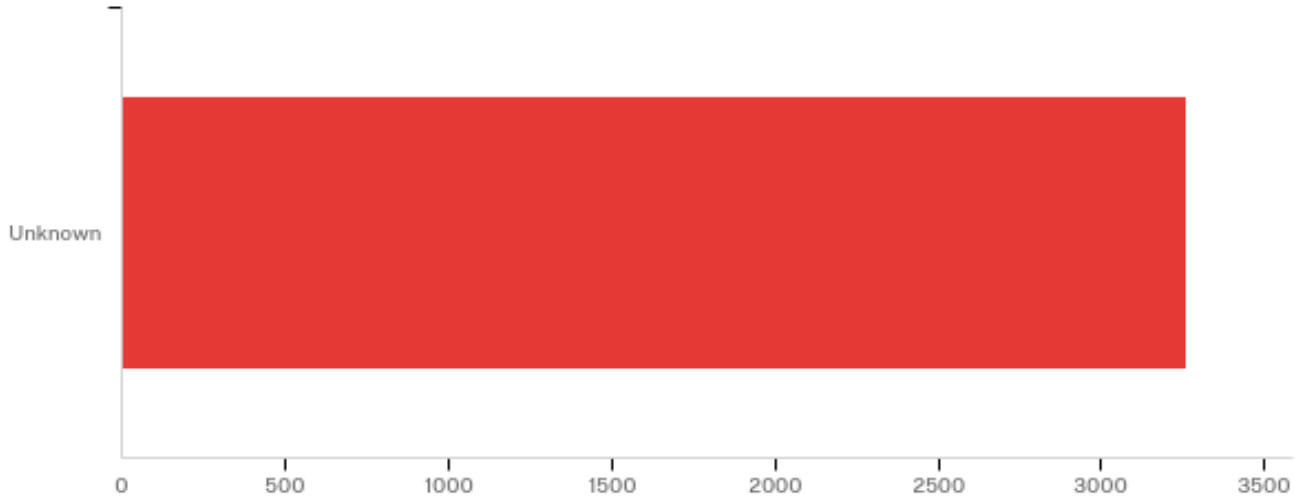
CRSCampus



Answer	%	Count
AS	0.03%	1
BH	1.17%	39
BR	0.06%	2
BS	10.61%	353
CA	0.15%	5
CH	0.48%	16

CN	9.26%	308
CO	2.29%	76
EH	0.24%	8
EL	0.03%	1
FO	0.09%	3
GK	0.27%	9
JC	0.21%	7
KL	0.09%	3
LA	0.27%	9
LH	0.96%	32
LV	0.15%	5
MI	0.06%	2
MN	0.30%	10
ON	23.03%	766
PR	0.03%	1
RL	0.42%	14
SA	37.91%	1261
SN	0.15%	5
SO	0.78%	26
ST	0.57%	19
SW	1.38%	46
TC	8.06%	268
TL	0.33%	11
WA	0.60%	20
Total	100%	3326

Q9 - Topics



Answer	%	Count
Unknown	100.00%	3264
Total	100%	3264