

1-My Report

Course Evaluation - Spring 2016

August 22nd 2017, 8:24 am CDT

Q2 - During this current semester, how much has this course, [Field-Course] [Field-Title], emphasized the following?

Question	Very Much		Quite a bit		Some		Very little	
a. Memorizing facts, ideas, or methods from your courses and reading so that you can repeat them in pretty much the same form	16.35%	1641	16.84%	1247	17.20%	636	16.64%	206
b. Analyzing the basic elements of an idea, experience, or theory	16.88%	1695	18.11%	1341	14.90%	551	11.55%	143
c. Synthesizing and organizing ideas, information, or experiences in new ways	16.86%	1693	17.26%	1278	16.14%	597	13.09%	162
d. Making judgment	15.71%	1577	16.21%	1200	18.01%	666	23.18%	287

s about the value or soundness of information, arguments, or methods								
e. Applying theories or concepts to practical problems or in new situations	16.03%	1609	16.00%	1185	18.71%	692	19.71%	244
f. Using information you have read or heard to perform a new skill	18.17%	1824	15.58%	1154	15.04%	556	15.83%	196
Total	Total	10039	Total	7405	Total	3698	Total	1238

#	Field	Minimum	Maximum	Mean	Std Deviation	Variance	Count	Bottom 3 Box	Top 3 Box
1	a. Memorizing facts, ideas, or methods from your courses and reading so that you can repeat them in	1.00	4.00	1.84	0.90	0.81	3730	94.48%	56.01%

	pretty much the same form								
2	b. Analyzing the basic elements of an idea, experience, or theory	1.00	4.00	1.77	0.84	0.70	3730	96.17%	54.56%
3	c. Synthesizing and organizing ideas, information, or experiences in new ways	1.00	4.00	1.79	0.86	0.74	3730	95.66%	54.61%
4	d. Making judgments about the value or soundness of information, arguments, or methods	1.00	4.00	1.91	0.95	0.90	3730	92.31%	57.72%
5	e. Applying theories or concepts to practical problems or in new situations	1.00	4.00	1.88	0.93	0.87	3730	93.46%	56.86%
6	f. Using information	1.00	4.00	1.77	0.89	0.79	3730	94.75%	51.10%

on you have read or heard to perform a new skill								
--	--	--	--	--	--	--	--	--

Q3 - During this current semester, to what extent did this course, [Field-Course] [Field-Title], help you develop in the following areas?

#	Question	Very Much		Quite a bit		Some		Very little	
1	a. Writing clearly and effectively	8.32%	1555	9.16%	989	9.19%	658	6.94%	267
2	b. Speaking clearly and effectively	7.78%	1454	8.72%	942	9.06%	649	8.60%	331
3	c. Thinking critically and analytically	10.24%	1914	10.58%	1143	6.63%	475	3.53%	136
4	d. Solving numerical problems	5.57%	1041	6.14%	663	8.17%	585	14.58%	561
5	e. Using computing and information technology	8.70%	1626	7.83%	846	8.78%	629	9.04%	348
6	f. Working effectively with others	9.00%	1681	8.75%	945	7.91%	566	7.82%	301
7	g. Learning effectively with others	9.62%	1798	9.17%	991	7.37%	528	6.11%	235
8	h. Understanding	9.23%	1724	8.71%	941	8.23%	589	6.94%	267

	myself								
9	i. Understanding people of other racial and ethnic backgrounds	8.40%	1569	7.73%	835	8.09%	579	7.72%	297
10	j. Developing a personal code of values and ethics	8.17%	1526	8.63%	932	8.83%	632	7.66%	295
11	k. Contributing to the welfare of the community	6.06%	1132	6.50%	702	9.53%	682	12.96%	499
12	l. Developing clearer career goals	8.92%	1667	8.08%	873	8.21%	588	8.11%	312
	Total	Total	18687	Total	10802	Total	7160	Total	3849

#	Field	Minimum	Maximum	Mean	Std Deviation	Variance	Count	Bottom 3 Box	Top 3 Box
1	a. Writing clearly and effectively	1.00	4.00	1.90	0.97	0.93	3469	92.30%	55.17%
2	b. Speaking	1.00	4.00	1.96	1.01	1.01	3376	90.20%	56.93%

	clearly and effectively								
3	c. Thinking critically and analytically	1.00	4.00	1.68	0.84	0.70	3668	96.29%	47.82%
4	d. Solving numerical problems	1.00	4.00	2.23	1.14	1.30	2850	80.32%	63.47%
5	e. Using computing and information technology	1.00	4.00	1.91	1.02	1.05	3449	89.91%	52.86%
6	f. Working effectively with others	1.00	4.00	1.85	0.98	0.97	3493	91.38%	51.88%
7	g. Learning effectively with others	1.00	4.00	1.77	0.93	0.87	3552	93.38%	49.38%
8	h. Understanding myself	1.00	4.00	1.83	0.96	0.93	3521	92.42%	51.04%
9	i. Understanding people of other racial and ethnic backgrounds	1.00	4.00	1.88	1.00	1.00	3280	90.95%	52.16%
10	j. Developing a personal code of	1.00	4.00	1.91	0.99	0.98	3385	91.29%	54.92%

	values and ethics								
11	k. Contributing to the welfare of the community	1.00	4.00	2.18	1.11	1.23	3015	83.45%	62.45%
12	l. Developing clearer career goals	1.00	4.00	1.87	1.00	1.00	3440	90.93%	51.54%

Q6 - During this current semester, to what extent did this instructor, [Field-Instructor], in this course, [Field-Course] [Field-Title], do the following?

#	Question	Completely		Adequately		Minimally		Not at all	
1	a. Explained the course requirements and learning objectives clearly	8.51%	2630	8.72%	894	5.54%	152	5.62%	36
2	b. Clearly defined the grading criteria of the course	8.62%	2663	8.23%	844	6.42%	176	4.52%	29
3	c. Gave assignments that were consistent with the course objectives	8.85%	2735	7.71%	790	5.91%	162	3.90%	25
4	d. Gave assignments that contributed to my understanding of the subject	8.45%	2612	8.39%	860	7.40%	203	5.77%	37
5	e. Connected subject matter to the real world	8.19%	2532	8.54%	875	8.93%	245	9.36%	60

6	f. Used good examples to clarify points	8.19%	2533	8.57%	878	9.33%	256	7.02%	45
7	g. Led discussions that were helpful to my learning	7.99%	2470	8.55%	876	10.35%	284	12.79%	82
8	h. Was available to me when I needed assistance	8.30%	2565	8.49%	870	8.53%	234	6.71%	43
9	i. Evaluated my work in ways that helped me learn	8.00%	2472	8.48%	869	10.72%	294	12.01%	77
10	j. Provided feedback that gave me direction for improvement	8.06%	2492	8.27%	848	10.32%	283	13.88%	89
11	k. Created a comfortable learning environment	8.43%	2605	8.11%	831	7.91%	217	9.20%	59
12	l. Created an overall engaging learning experience	8.42%	2602	7.94%	814	8.64%	237	9.20%	59

	ce								
	Total	Total	30911	Total	10249	Total	2743	Total	641

#	Field	Minimum	Maximum	Mean	Std Deviation	Variance	Count	Bottom 3 Box	Top 3 Box
1	a. Explained the course requirements and learning objectives clearly	1.00	4.00	1.35	0.61	0.37	3712	99.03%	29.15%
2	b. Clearly defined the grading criteria of the course	1.00	4.00	1.35	0.61	0.37	3712	99.22%	28.26%
3	c. Gave assignments that were consistent with the course objectives	1.00	4.00	1.32	0.59	0.35	3712	99.33%	26.32%
4	d. Gave assignments that contributed to my understanding of the subject	1.00	4.00	1.37	0.63	0.40	3712	99.00%	29.63%
5	e. Connected subject	1.00	4.00	1.42	0.69	0.47	3712	98.38%	31.79%

	matter to the real world								
6	f. Used good examples to clarify points	1.00	4.00	1.41	0.67	0.45	3712	98.79%	31.76%
7	g. Led discussions that were helpful to my learning	1.00	4.00	1.46	0.73	0.53	3712	97.79%	33.46%
8	h. Was available to me when I needed assistance	1.00	4.00	1.40	0.66	0.43	3712	98.84%	30.90%
9	i. Evaluated my work in ways that helped me learn	1.00	4.00	1.45	0.73	0.53	3712	97.93%	33.41%
10	j. Provided feedback that gave me direction for improvement	1.00	4.00	1.45	0.74	0.54	3712	97.60%	32.87%
11	k. Created a comfortable learning environment	1.00	4.00	1.39	0.67	0.45	3712	98.41%	29.82%
12	l. Created an	1.00	4.00	1.39	0.68	0.46	3712	98.41%	29.90%

overall engaging learning experien ce								
---	--	--	--	--	--	--	--	--

Q14 - (Optional) What is your ethnicity?

#	Answer	%	Count
1	Hispanic or Latino	48.90%	1712
2	Not Hispanic or Latino	51.10%	1789
	Total	100%	3501

#	Field	Minimum	Maximum	Mean	Std Deviation	Variance	Count	Bottom 3 Box	Top 3 Box
1	(Optional) What is your ethnicity ?	1.00	2.00	1.51	0.50	0.25	3501	100.00%	100.00%

Title



Too many values to display.

Answer	%	Count
3-D Animation I	0.03%	1
Addicted Family Interventions	0.11%	4
Admin. Office Procedures I	0.86%	32
Administrative Procedures	0.29%	11
Administrative Systems	0.19%	7
Advanced Haircutting Theory	0.03%	1
Advanced Spreadsheets	0.03%	1
Advanced Word Processing	0.29%	11
Agriculture Construction	0.16%	6
American Literature II	0.75%	28
American Sign Language I Beg I	0.05%	2
Anatomy & Physiology I	1.28%	48
Anatomy & Physiology I Laboratory	0.96%	36
Anatomy & Physiology II	1.52%	57
Anatomy & Physiology II Laboratory	1.77%	66
Animal Science	0.59%	22
Art Appreciation	0.03%	1
Art History I	0.03%	1
Art for fashion	0.43%	16
Assessment Based Management	0.16%	6

Basic Animation	1.26%	47
Basic Automotive Service	0.13%	5
Basic Electricicty for HVAC	0.08%	3
Basic Nursing Skills	0.91%	34
Beginning Algebra	1.79%	67
Beginning Spanish I	0.05%	2
Biology Science Majors II	0.29%	11
Biology for Science Majors I	1.02%	38
Biology for Science Majors I Lab	0.88%	33
Biology for Science Majors II	0.91%	34
Biology for Science Majors II Lab	0.88%	33
British Literature II	1.18%	44
Business Computer Applications	2.59%	97
Business Law	0.16%	6
Business Principles	0.83%	31
Business Report Writing & Corresp	0.13%	5
Calculus Business & Social Sciences	0.13%	5
Canine/Feline Care and Husbandry	0.99%	37
Cardiopulmonary Disease	0.13%	5
Chemical Reformation/Theory	0.35%	13
Child Growth & Development	0.21%	8
Child Growth and Development	0.19%	7
Children w/ Special Needs	0.21%	8
Clinical I-Dental Hygienist	0.43%	16
Clinical II	0.27%	10
Clinical II-LVN (Maternal Neonatal)	0.43%	16
Clinical II-LVN (Pediatric)	0.37%	14
Clinical III-Dental Hygienist	0.35%	13
Clinical III-LVN Training	0.21%	8
Clinical/Respiratory Care Ther Tech	0.08%	3
Co-op Educ-Gen Off/Cler &Typ S	0.11%	4
College Algebra	1.39%	52

College Physics I	0.08%	3
College Physics I Lab	0.03%	1
College Physics II	0.11%	4
Composition I	1.74%	65
Composition II	6.37%	238
Computer Illustration	0.11%	4
Contemp Dental Hygiene Care II	0.32%	12
Coop Educ Child Care Provider Assis	0.32%	12
Correctional Systems/Practices	0.05%	2
Courts System & Practices	0.24%	9
Crime in America	0.24%	9
Criminal Investigation	0.03%	1
Criminology	0.32%	12
Curriculum Resources-Early Chi	1.77%	66
Dental Hygeine Practice	0.32%	12
Dental Materials	0.37%	14
Dev ESOL Reading and Vocabulary	0.05%	2
Dev ESOL Writing and Grammar	0.03%	1
Developmental Math I	0.21%	8
Digital Imaging II	0.05%	2
Digital Publishing II	0.05%	2
Digital Video	0.56%	21
ESOL Reading & Vocabulary Intermedi	0.29%	11
ESOL Writing & Grammar Intermediate	0.27%	10
Elementary Statistical Methods	0.45%	17
Emergency Medical Tech-Basic	0.32%	12
Essentials of Medical Terminology	3.18%	119
Ethics in Criminal Justice	0.13%	5
Examination Preparation	0.08%	3
Family School and Community	0.03%	1
Farm & Ranch Equipment	0.05%	2

Farm & Ranch Shop Skills I	0.21%	8
Federal Government	0.54%	20
Financial Statement Analysis	0.05%	2
Foundations (New Math Pathways)	0.19%	7
Fundamentals Deaf Support Specialis	0.03%	1
Fundamentals of Criminal Law	0.05%	2
Fundamentals of Interior Design	0.54%	20
General Chemistry II	0.11%	4
General Psychology	1.20%	45
General and Dental Nutrition	0.03%	1
Heat Pumps	0.16%	6
Horticulture	0.43%	16
Human Disease/Pathophysiology	0.29%	11
Integrated Reading & Writing	0.24%	9
Integrated Reading & Writing 2	1.23%	46
Integrated Software Applications I	0.11%	4
Integrated Software Applications II	0.03%	1
Too many rows for PDF export, try exporting to Word or CSV		

Q10 - How many TOTAL credit hours have you earned at this college, not counting the courses you are currently taking this term?

#	Answer	%	Count
1	None	11.50%	425
2	1-14 credits	44.16%	1632
3	15-29 credits	19.78%	731
4	30-44 credits	10.39%	384
5	45-60 credits	8.36%	309
6	over 60 credits	5.82%	215
	Total	100%	3696

Field	Minimum	Maximum	Mean	Std Deviation	Variance	Count	Bottom 3 Box	Top 3 Box
How many TOTAL credit hours have you earned at this college, not counting the courses you are currently taking this term?	1.00	6.00	2.77	1.35	1.81	3696	75.43%	24.57%

Q5 - Mark the box that best represents the extent to which [Field-Course] [Field-Title] challenged you to do your best work

**7 - "Extremely Challenging"
Easy"**

1 - "Extremely

#	Answer	%	Count
7	7-Extremely Challenging	18.35%	681
6	6	26.89%	998
5	5	28.45%	1056
4	4	15.44%	573
3	3	6.57%	244
2	2	2.67%	99
1	1-Extremely Easy	1.64%	61
	Total	100%	3712

Field	Minimum	Maximum	Mean	Std Deviation	Variance	Count	Bottom 3 Box	Top 3 Box
Mark the box that best represents the extent to which [Field-Course] [Field-Title] challenged you to do your best work 7 - "Extremely Challenging	1.00	7.00	5.20	1.37	1.88	3712	10.88%	73.68%

g"
1 -
"Ext
remely
Easy&quo
t;

--	--	--	--	--	--	--	--	--

Q4 - Mark the box that best represents the extent to which you met the learning objectives of [Field-Course] [Field-Title]:

#	Answer	%	Count
1	Completely	54.78%	2007
2	Adequately	39.79%	1458
3	Minimally	4.83%	177
4	Not at all	0.60%	22
	Total	100%	3664

Field	Minimum	Maximum	Mean	Std Deviation	Variance	Count	Bottom 3 Box	Top 3 Box
Mark the box that best represents the extent to which you met the learning objectives of [Field-Course] [Field-Title]:	1.00	4.00	1.51	0.62	0.38	3664	99.40%	45.22%

Q1 - In your experience with this class, [Field-Course] [Field-Title], during the current semester, how often did you do the following?

#	Question	Very Often		Often		Sometimes		Never	
1	a. Asked questions in class or contributed to class discussion	8.30%	1558	7.99%	1131	6.60%	880	1.25%	169
2	b. Made a class presentation	4.10%	769	5.88%	832	8.04%	1073	7.86%	1064
3	c. Prepared two or more drafts of an assignment before turning it in	5.40%	1014	6.45%	913	7.64%	1019	5.85%	792
4	d. Worked on papers that require integrating ideas or information from various sources	7.58%	1423	8.47%	1199	5.43%	725	2.89%	391
5	e. Worked with other students on projects	6.83%	1283	6.85%	969	5.84%	779	5.22%	707

	during class								
6	f. Worked with classmates outside of class to complete the assignment	4.90%	921	5.34%	756	6.81%	908	8.52%	1153
7	g. Participated in a community-based project as part of your coursework	3.65%	685	3.70%	523	5.77%	770	13.00%	1760
8	h. Used the Internet to work on an assignment	10.65%	2000	6.51%	922	4.46%	595	1.63%	221
9	i. Used e-mail to communicate with your instructor	6.93%	1301	5.82%	823	6.15%	821	5.86%	793
10	j. Discussed grades or assignments with your instructor	7.54%	1415	7.40%	1047	7.18%	958	2.35%	318
11	k. Talked about career	4.93%	926	4.73%	669	7.29%	972	8.65%	1171

	plans with your instructor								
12	l. Discussed ideas from your readings or class with your instructor outside of class	4.98%	935	5.09%	721	6.46%	862	9.01%	1220
13	m. Worked harder than you thought you could to meet the instructor's standards or expectations	7.36%	1382	8.78%	1242	6.66%	888	1.67%	226
14	n. Discussed ideas from the readings or class with others outside of class (students, family members, co-workers, etc.)	7.17%	1347	7.74%	1095	6.44%	859	3.23%	437
15	o. Skipped class	0.91%	170	1.12%	158	3.90%	520	21.35%	2890
16	p. Received	8.78%	1649	8.14%	1152	5.34%	712	1.66%	225

	prompt feedback from your instructor about your performance								
	Total	Total	18778	Total	14152	Total	13341	Total	13537

Field	Minimum	Maximum	Mean	Std Deviation	Variance	Count	Bottom 3 Box	Top 3 Box
a. Asked questions in class or contributed to class discussion	1.00	4.00	1.91	0.91	0.82	3738	95.48%	58.32%
b. Made a class presentation	1.00	4.00	2.65	1.10	1.21	3738	71.54%	79.43%
c. Prepared two or more drafts of an assignment before turning it in	1.00	4.00	2.43	1.10	1.21	3738	78.81%	72.87%
d. Worked on papers that require integrating ideas or information from various sources	1.00	4.00	2.02	1.00	0.99	3738	89.54%	61.93%
e. Worked with other students on	1.00	4.00	2.24	1.12	1.25	3738	81.09%	65.68%

projects during class									
f. Worked with classmates outside of class to complete the assignment	1.00	4.00	2.61	1.16	1.35	3738	69.15%	75.36%	
g. Participated in a community-based project as part of your coursework	1.00	4.00	2.96	1.16	1.34	3738	52.92%	81.67%	
h. Used the Internet to work on an assignment	1.00	4.00	1.74	0.93	0.86	3738	94.09%	46.50%	
i. Used e-mail to communicate with your instructor	1.00	4.00	2.30	1.15	1.33	3738	78.79%	65.20%	
j. Discussed grades or assignments with your instructor	1.00	4.00	2.05	0.99	0.97	3738	91.49%	62.15%	
k. Talked about career plans with your instructor	1.00	4.00	2.64	1.16	1.35	3738	68.67%	75.23%	
l. Discussed ideas from your	1.00	4.00	2.63	1.18	1.39	3738	67.36%	74.99%	

readings or class with your instructor outside of class								
m. Worked harder than you thought you could to meet the instructor's standards or expectations	1.00	4.00	1.99	0.92	0.85	3738	93.95%	63.03%
n. Discussed ideas from the readings or class with others outside of class (students, family members, co-workers, etc.)	1.00	4.00	2.10	1.02	1.05	3738	88.31%	63.96%
o. Skipped class	1.00	4.00	3.64	0.77	0.59	3738	22.69%	95.45%
p. Received prompt feedback from your instructor about your performance	1.00	4.00	1.87	0.92	0.86	3738	93.98%	55.89%

Q13 - (Optional) Mark your age.

#	Answer	%	Count
1	Under 18	23.99%	857
2	18 - 19	23.43%	837
3	20 - 21	14.92%	533
4	22 - 24	12.87%	460
5	25 - 29	10.97%	392
6	30 - 39	9.12%	326
7	40 - 49	3.25%	116
8	50 - 64	1.34%	48
9	65 +	0.11%	4
	Total	100%	3573

Field	Minimum	Maximum	Mean	Std Deviation	Variance	Count	Bottom 3 Box	Top 3 Box
(Optional) Mark your age.	1.00	9.00	3.11	1.86	3.47	3573	62.33%	4.70%

Q11 - Thinking about the current academic term how would you characterize your enrollment in this college?

#	Answer	%	Count
1	Full-time	50.22%	1858
2	Part-time	49.78%	1842
	Total	100%	3700

Field	Minimum	Maximum	Mean	Std Deviation	Variance	Count	Bottom 3 Box	Top 3 Box
Thinking about the current academic term how would you characterize your enrollment in this college?	1.00	2.00	1.50	0.50	0.25	3700	100.00%	100.00%

Q12 - (Optional) Mark your sex.

#	Answer	%	Count
1	Male	34.22%	1226
2	Female	65.78%	2357
	Total	100%	3583

Field	Minimum	Maximum	Mean	Std Deviation	Variance	Count	Bottom 3 Box	Top 3 Box
(Optional) Mark your sex.	1.00	2.00	1.66	0.47	0.23	3583	100.00%	100.00%

Q7 - My overall rating of this instructor, [Field-Instructor], is:

#	Answer	%	Count
1	Outstanding	65.32%	2418
2	Very good	23.91%	885
3	Satisfactory	8.89%	329
4	Unsatisfactory	1.89%	70
	Total	100%	3702

Field	Minimum	Maximum	Mean	Std Deviation	Variance	Count	Bottom 3 Box	Top 3 Box
My overall rating of this instructor, [Field-Instructor], is:	1.00	4.00	1.47	0.74	0.54	3702	98.11%	34.68%

Course



Too many values to display.

Answer	%	Count
ABDR-1441	0.43%	16
ABDR-1442	0.19%	7
ACCT-2301	0.27%	10
ACCT-2302	0.19%	7
ACNT-1303	0.83%	31
ACNT-1304	0.13%	5
ACNT-1329	0.03%	1
ACNT-2335	0.05%	2
AGAH-1301	0.59%	22
AGME-1415	0.21%	8
AGME-1449	0.05%	2
AGRI-1325	0.27%	10
AGRI-1415	0.43%	16
AGRI-2303	0.16%	6
AGRI-2330	0.43%	16
ARTC-1353	0.11%	4
ARTC-2305	0.05%	2
ARTC-2313	0.05%	2
ARTC-2335	0.05%	2
ARTS-1301	0.03%	1

ARTS-1303	0.03%	1
ARTV-1303	1.26%	47
ARTV-1341	0.03%	1
ARTV-1351	0.56%	21
AUMT-1305	0.40%	15
AUMT-1312	0.13%	5
BCIS-1305	2.30%	86
BCIS-1405	0.29%	11
BIOL-1106	0.88%	33
BIOL-1107	0.88%	33
BIOL-1306	1.02%	38
BIOL-1307	0.91%	34
BIOL-1407	0.29%	11
BIOL-2101	0.96%	36
BIOL-2102	1.77%	66
BIOL-2120	2.11%	79
BIOL-2301	1.28%	48
BIOL-2302	1.52%	57
BIOL-2320	1.50%	56
BMGT-1327	0.21%	8
BMGT-2388	0.08%	3
BNKG-1303	0.99%	37
BUSG-2309	0.13%	5
BUSI-1301	0.83%	31
BUSI-2301	0.16%	6
BUSI-2304	0.13%	5
CDEC-1313	1.77%	66
CDEC-1321	0.05%	2
CDEC-1354	0.19%	7
CDEC-1359	0.21%	8
CDEC-1380	0.32%	12
CDEC-2307	0.13%	5

CHEF-1205	0.27%	10
CHEM-1305	0.03%	1
CHEM-1312	0.11%	4
CJSA-1348	0.13%	5
CJSA-1351	0.37%	14
CJSA-2388	0.05%	2
CRIJ-1301	0.24%	9
CRIJ-1306	0.24%	9
CRIJ-1307	0.24%	9
CRIJ-1310	0.05%	2
CRIJ-2313	0.05%	2
CRIJ-2314	0.03%	1
CRIJ-2323	0.11%	4
CRIJ-2328	0.11%	4
CRPT-1329	0.16%	6
CSME-1401	0.29%	11
CSME-1453	0.35%	13
CSME-2310	0.16%	6
CSME-2343	0.13%	5
CSME-2401	0.16%	6
DAAC-2307	0.11%	4
DFTG-1305	0.03%	1
DHYG-1191	0.32%	12
DHYG-1207	0.03%	1
DHYG-1211	0.37%	14
DHYG-1219	0.37%	14
DHYG-1227	0.40%	15
DHYG-1261	0.43%	16
DHYG-2153	0.32%	12
DHYG-2231	0.32%	12
DHYG-2362	0.35%	13
ECON-2301	1.69%	63

ECON-2302	3.48%	130
EDUC-1100	1.18%	44
EDUC-1301	0.05%	2
EDUC-2301	0.32%	12
EMSP-1501	0.32%	12
EMSP-2243	0.16%	6
EMSP-2330	0.16%	6
EMSP-2434	0.16%	6
ENGL-0315	0.48%	18
ENGL-0316	0.99%	37
ENGL-1301	1.74%	65
ENGL-1302	6.37%	238
ENGL-2323	1.18%	44
ENGL-2328	0.75%	28
ENGL-2333	2.19%	82
ESOL-0309	0.29%	11
Too many rows for PDF export, try exporting to Word or CSV		

Q15 - (Optional) What is your race? Mark one or more races that you consider yourself to be.

#	Answer	%	Count
1	American Indian or Alaska Native	3.62%	107
2	Asian	2.87%	85
3	Black or African American	6.19%	183
4	Native Hawaiian or Other Pacific Islander	1.12%	33
5	White	86.20%	2549
	Total	100%	2957

Field	Minimum	Maximum	Mean	Std Deviation	Variance	Count	Bottom 3 Box	Top 3 Box
(Optional) What is your race? Mark one or more races that you consider yourself to be.	1.00	5.00	4.63	0.98	0.96	2957	12.68%	93.51%

Q9 - Please provide comments about this instructor or course [Field-Instructor], [Field-Course] [Field-Title]:

Please provide comments about this instructor or course [Field-Instructor],...
A good teacher
She's the best teacher I've ever had! :)
Very good teacher and very helpful in procects.
Mr.Milbourn is a great instructor, who made the subject interesting. The course was interesting and educational.
Mrs. Piercefield was a great teacher and made me understand working on computer very clear.
I enjoyed Mrs. Piercefield's Business Information Management class. I have learned so much from her. She made it easy for me to learn because she made sure we understood the lessons and she was always there to help us if we got stuck.
This course has helped me learn about American History on a very engaging platform. I have been pushed to think deeper into the content and apply its meaning into daily life rather than simply memorizing dates, names, etc.
Everything was fine in this class and I learned alot.
What I have learned from this course is how I related to money and what type of personality I have when it comes to saving or spending money. I have also learned from this course is to be more discipline on doing my work when it is given to me. I have also learned a little bit about how the government manufactures money and how you can tell when it is counterfeit.
This course is difficult but teaches you a lot of information that I am now prepared for and can apply after high school.
I feel that this course has taught me skills that i will use the rest of my life.
This class taught me more about the background of how to save money and use it efficiently.
This course helped me have a better understanding of all the financing stuff that I will have to do once I'm out of high school. Thanks to Ms. Hood i now understand.
Doing great
Straight to the point. very disciplined
FAIR
Knowledgable and experienced about the course.
Very strict but in the end will help you learn more
I enjoyed the class. I learn a lot of new ways to work with money and to prepared me for life. Thank you for having me being a part of this class.
Thanks for everything you've done for us and we thank you for putting up with us. You've taught us everything we could possibly need to know. we thank you!
She did an amazing job with my class making sure that instructions were very thorough. Everything we did I enjoyed!
loved the course made lots of food and got to enjoy it with the person in the class and Mrs.Malone made it easy and fun to understand
She's a great teacher. I learned a lot from her!

<p>She's always there when I need her help and the course helped me explore the culinary world and expand my skills.</p>
<p>She always wanted me to do and be my best.</p>
<p>She helped me a lot.</p>
<p>Mrs. Bickel was always caring and nice and helped me when i always needed it. i learned a lot about cooking and had fun at the same time by far one of my favorite classes.</p>
<p>She pushed me to succeed.</p>
<p>she always encouraged me to push forward to do the things i was scared of doing.</p>
<p>She has always had good intentions and encouragement</p>
<p>thanks for teaching me all you did this year!</p>
<p>THIS CLASS MADE ME OPEN UP AND TIN OUT SIDE OF THE BOX. I ENJOYED IT EVEN THROUGH THE TRYING TIMES MY PROFESSOR WAS THERE TO HELP.</p>
<p>An exceptional teacher</p>
<p>You did good.</p>
<p>LOVED HER</p>
<p>Very frustrating class because some of the tabs did not have information to study before a test. Only after some classmates did not take the quiz then more information to study was put up. This was after I emailed the professor to ask if information was to be provided to study or we study on our own. Also took a long time to get grades back. Some of my grades also went missing, knowing that I took the quizzes and assignments. There were many assignments put on tabs that stated a due date in November to be done. When emailed about this it was advised not to worry about that assignment. Some assignments were not made clear. I think the students were held to a standard that the teacher did not hold herself to. Overall I think the class could have been less stressful for students. I nearly dropped the class during the first week because lack of communication but I stuck with it.</p>
<p>Mr. G is a great instructor. He treats everyone with respect. He walks us through our labs explaining the procedure of the lab and will answer any questions we may have. He is very responsive too our class. He watches all of us and is always involved in our labs and other learning material.</p>
<p>Mrs swets taught this course very well and made English more enjoyable.</p>
<p>Amy Morgan provided and excellent learning environment and overall a large amount of knowledge and history. However, I think Mrs. Lightfoot (Morgan) should provide more interactive activities and assignments rather than a large amount of lecturing. The course and teacher were both excellent and useful.</p>
<p>Good class, learned a lot!</p>
<p>Was very great, would love to have a teacher like her in the future.</p>
<p>I really liked learning how to edit photos.</p>
<p>It was a fun class.</p>
<p>She is an awesome teacher. I'm glad to have her teach me</p>
<p>She taught the class very well.</p>
<p>I learned more in this history course than I have in any of my others.</p>
<p>I really enjoyed this class and her teaching</p>
<p>Mrs. Lightfoot goes into depth about history instead of just reviewing the facts.</p>

Amazing!
Fun and interesting to listen to, always there to help students
Best teacher ever
Mrs.Lightfoot is a great teacher & she has really helped with my understanding of U.S. History
This course has been extremely helpful for me. My knowledge for Microsoft Office, and using a computer in general have extremely increased.
Her class has a lot of work, if you miss one day you'll be behind several projects but that's how this class goes. So I have to say that I enjoyed this class besides the work load.
This course helps me out a lot with computer, and the instructor of this course helped with everything that I needed help with.
May give a lot of work but helps with all career plans!
Teaches helpful material.
Mrs. Piercefield is honestly one of the best instructors we have here at Big Spring High School. Even though the work she gave us was difficult and very long, I know that she better prepared me for the work force and for college. She did an outstanding job teaching us to work harder even when we don't feel like it, and I know I'm ready for so much more things that life will throw at me because of the challenge of this class.
Mrs. Piercefield always kept us busy and I appreciate that because it mirrored a college environment.
Good
She kept us interested in the class!
You're awesome
Mrs. Lightfoot was very intriguing and led good discussions in class, gave good feedback on assignments, and gave good techniques to learn important historical dates.
Every time we learned about a new tool, she provided us with many different ways of using that tool instead of only one.
Mrs. Lightfoot made the course more interesting than I imagined
Very engaging... I love this class and the instructor!
She knows the information and is very motivated to provide it to everyone around her.
She taught with a lot of energy making the class very fun
Learned lots!
Mrs.Morgan is a great teacher, she has amazing teaching methods and made class fun and engaging.
It was a good class that made leaning fun
I really enjoyed this class.
I had no problems with my teacher or the course. Mrs. Lightfoot taught amazingly and explained everything I and my peers had difficulty understanding or comprehending
Very helpful class.
This class was well structured; however, I do not feel challenged student to do their best work.
Mrs.Piercefield is a very helpful teacher. She is very good at teaching us and getting us through Microsoft office. This class has taught me a lot about Microsoft office and informed me how to use Microsoft applications properly.

very help full in all ways she could possibly manage to direct us to the appropriate manner, she connected this educational system to life matters as well. Mrs. Piercefield was very direct and precise with her teaching ethics.
Mrs. Piercefield is a wonderful instructor and definitely taught me very well on Business Information Management or BIM. She has also taught me how to "Use my time wisely". I think that she is a great instructor for this course and I am glad I was one of her students.
Mrs. Piercefield is a great instructor, and is able to help anyone understand the course materials. She is always available to help every student before and after class.
Mrs. Pricefield is a great teacher.
LOVE HER
I thought I learned everything I needed to know about Microsoft Office but this class opened me up to so much more possibilities in creating software and organizing my life
Good teacher
Mrs. Lightfoot is a great teacher and instructor! I've learned a lot from this year.
couldnt of asked for a better instructor.
Teaches very well and keeps class intriguing
patient understanding and very knowledgable in his field of study,overall pretty awesome.
My instructor was very clear with what our objective was and was very helpful overall.
She's an amazing teacher. She stands up and talks to the class and has a good voice and is intertaning. She keeps you interested in learning.
She was very helpful whenever I needed a better understanding
My instructor was very helpful.
Such a great and wonderful teacher. Always helped and provided me with a great learning experience. She also taught me more about computers and why to do cool stuff with it.
I enjoyed having her as an instructor. I profited very well from being in her course.
Mrs.Piercefield is an excellent teacher.
mrs. lightfoot helped a lot and I never failed any six weeks thanks to her. when I needed help with something she would always help me
great class with a great teacher
This course and teacher helped broaden my understanding of U.S. History and allowed me to become more knowledgeable about specific times and topics in United States history.
A great teacher that generally lets a student learn at their own pace, but is available to step in and help when they need it.
She is amazing and makes learning fun
She is entertaining and engaging
Too many rows for PDF export, try exporting to Word or CSV

Sex



Answer	%	Count
.....	0.05%	2
Female	66.35%	2480
Male	33.60%	1256
Total	100%	3738

Today


No results to show

Answer	%	Count
Total	100%	0

Q8 - My overall rating of this course, [Field-Course] [Field-Title], is:

#	Answer	%	Count
1	Outstanding	48.76%	1807
2	Very good	37.78%	1400
3	Satisfactory	11.47%	425
4	Unsatisfactory	2.00%	74
	Total	100%	3706

Field	Minimum	Maximum	Mean	Std Deviation	Variance	Count	Bottom 3 Box	Top 3 Box
My overall rating of this course, [Field-Course] [Field-Title], is:	1.00	4.00	1.67	0.76	0.57	3706	98.00%	51.24%

Instructor



Too many values to display.

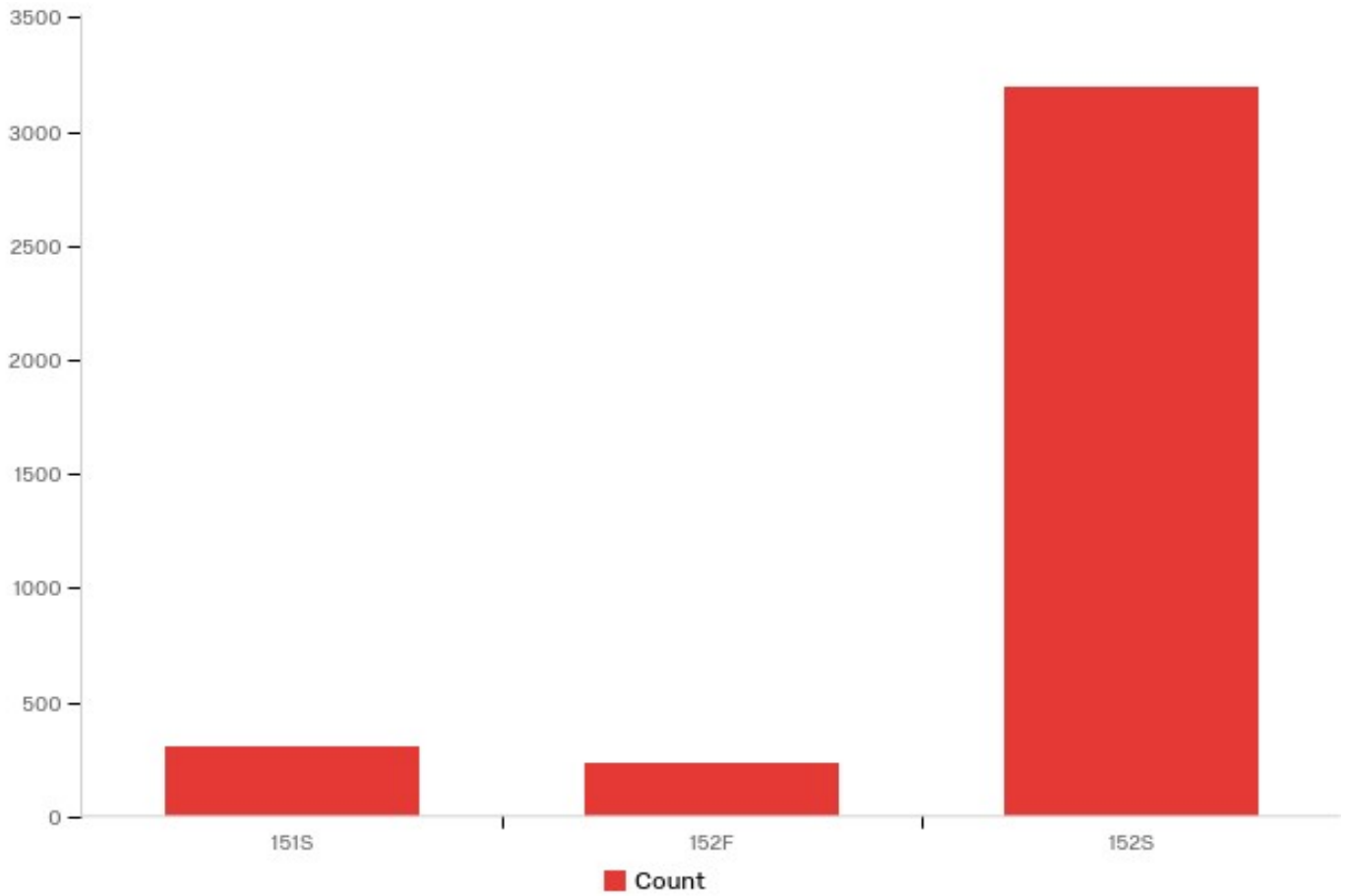
Answer	%	Count
Adkins, Lila G.	0.54%	20
Akins, Rowdy	0.67%	25
Allen, Gerald S	1.31%	49
BS RNSG Faculty	0.21%	8
Barnhill, Greg L	0.08%	3
Bauer,Kile Bud	0.35%	13
Berry, Cash R	1.28%	48
Bickel, Gayle	0.16%	6
Bonura, Helene	0.62%	23
Boyd, Elizabeth	0.16%	6
Brosh Kaitlyn	0.08%	3
Brown Gina	0.88%	33
Browne,Nita	0.03%	1
Buske, C	0.35%	13
Callan, Pam	0.43%	16
Campbell,Danny	0.29%	11
Clark,Andre L	0.35%	13
Coffman, Christa	1.34%	50
Conoly, Sandra	1.55%	58
Crockett, Rita	1.20%	45

Davidson, Kirk	0.05%	2
Dehart, Alicia	0.05%	2
Dorsey, Kim	0.05%	2
Dunagan Carah	0.27%	10
Ebeling, Carla	3.08%	115
Faison, David	0.37%	14
Farmer, Jeri D.	0.78%	29
Fauley Douglas	0.54%	20
Ferguson Casey	0.80%	30
Fisher,John	0.88%	33
Fitts, Robin	0.08%	3
Flores, Daniel	0.24%	9
Frantz,Rita K	1.82%	68
Gabehart,Greg	0.40%	15
Gierke,Diane S	0.08%	3
Glasgow, Amanda	0.08%	3
Gonzalez, Angie	0.05%	2
Guevara, Daniel	2.11%	79
Gutierrez, Tish	2.03%	76
Halstead Rachel	0.54%	20
Harrold, Carla	4.09%	153
Hensley, Lilli	0.24%	9
Hensley, Randy J	0.59%	22
Henson, Mica	0.43%	16
Hernandez, Nancy	0.24%	9
Hickam,Richard	0.13%	5
Hickey, Miriam	1.28%	48
Hicks, William	0.35%	13
Hidalgo,Keith	0.78%	29
Higgins, Jenee	0.11%	4
Hill Doray	0.70%	26
Hobbs, Steven	0.70%	26

Hood,Leanne	0.48%	18
Houser, Miranda	1.07%	40
Hubbard, Lanna	2.59%	97
Huckabee, Gary M	0.03%	1
Hunter,Travis	0.80%	30
Kellermeier,A	2.41%	90
Kelly-Anderson,A	2.09%	78
Kiley, Dan	0.03%	1
King Vanessa	0.11%	4
Kirgis, Lauri	0.35%	13
Kirkland,Suzanne	0.08%	3
Lee, Jeanine	0.13%	5
Lendermon, Belin	0.96%	36
Limaye, Vasant	1.58%	59
Lopez, John	0.03%	1
MacKenzie, Erin	0.27%	10
Malone, Jerriann	0.27%	10
Marino, Linda	0.19%	7
Marquez, Raul	0.16%	6
McDonald, Glenda	0.24%	9
McKinnon, Annie	0.08%	3
McMahon,Billy J	0.03%	1
Meacham Vickie	1.55%	58
Milbourn Curtis	0.27%	10
Mitchell, Randy	0.96%	36
Moran, Krista	0.43%	16
Morgan Amy	1.44%	54
Nielsen Roger	0.54%	20
Nix,Terri J	0.56%	21
OConnell, Jordan	0.70%	26
Owens Brandon	0.37%	14
Paige, Annette	0.51%	19

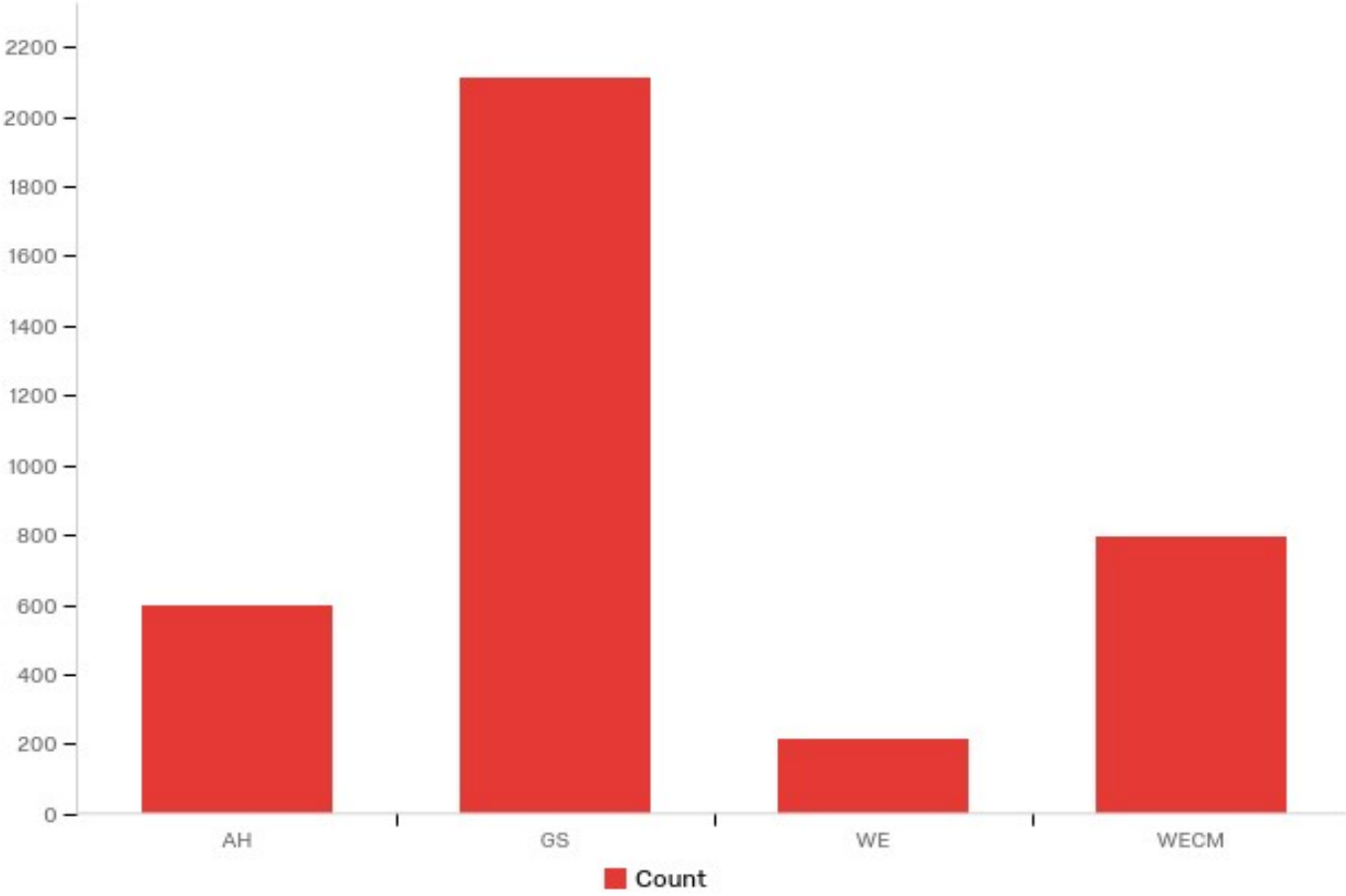
Parsons, Gwen H	1.42%	53
Peterson,Kirk	1.90%	71
Piercefield,Lana	1.07%	40
Presley, Randall	0.19%	7
Prude, Carrie A	0.70%	26
Rollwitz, Brenna	0.62%	23
SA VNSG Faculty	3.05%	114
Salazar Vanessa	1.12%	42
Seaton Aleshia	1.85%	69
Simpson, Frank R	0.19%	7
Small, Lori	0.03%	1
Sparks, Danny	0.13%	5
Stewart, Homer C	0.75%	28
Strickland,Susan	0.72%	27
Swets, Molly	2.89%	108
Tan, Cheng Pheng	0.51%	19
Too many rows for PDF export, try exporting to Word or CSV		

Term



Answer	%	Count
151S	8.13%	304
152F	6.31%	236
152S	85.55%	3198
Total	100%	3738

Div



Answer	%	Count
AH	16.11%	599
GS	56.83%	2113
WE	5.70%	212
WECM	21.36%	794
Total	100%	3718

First



Too many values to display.

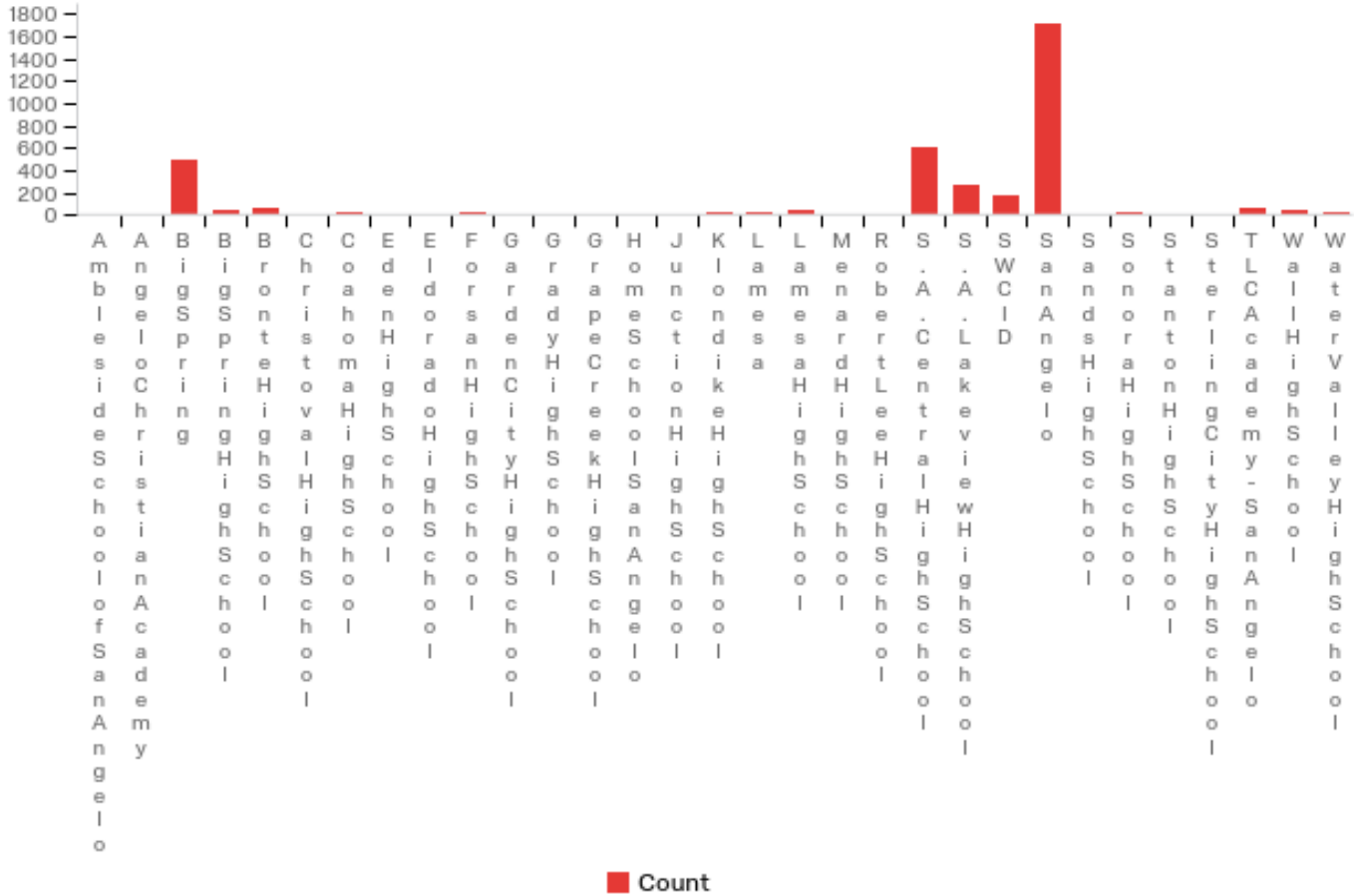
Answer	%	Count
Aaron	0.35%	13
Abbey	0.03%	1
Abdul	0.08%	3
Abel	0.03%	1
Abelardo	0.03%	1
Abigail	0.32%	12
Abram	0.08%	3
Abri	0.05%	2
Abril	0.16%	6
Adam	0.16%	6
Adara	0.05%	2
Addison	0.03%	1
Addisyn	0.03%	1
Adel	0.05%	2
Adonis	0.03%	1
Adrean	0.03%	1
Adreanna	0.03%	1
Adrian	0.24%	9
Adriana	0.35%	13
Adrianna	0.03%	1

Adrienne	0.03%	1
Ahmed	0.05%	2
Aimee	0.05%	2
Aja	0.05%	2
Akinlolu	0.05%	2
Alan	0.03%	1
Alanis	0.16%	6
Albert	0.05%	2
Alberto	0.05%	2
Alec	0.05%	2
Alejandra	0.05%	2
Alejandro	0.11%	4
Alex	0.08%	3
Alexa	0.05%	2
Alexander	0.08%	3
Alexandra	0.16%	6
Alexandria	0.24%	9
Alexandro	0.08%	3
Alexis	0.35%	13
Alexus	0.03%	1
Alexys	0.03%	1
Alfredo	0.03%	1
Aliana	0.03%	1
Alicia	0.05%	2
Alina	0.03%	1
Alisa	0.05%	2
Alisandra	0.03%	1
Alison	0.16%	6
Allen	0.03%	1
Allison	0.08%	3
Allysa	0.03%	1
Allysah	0.03%	1

Allyson	0.11%	4
Alma	0.11%	4
Alondra	0.16%	6
Alvin	0.03%	1
Alyssa	0.19%	7
Amanda	0.21%	8
Ambar	0.03%	1
Amber	0.48%	18
Ambrosia	0.05%	2
America	0.08%	3
Amparo	0.05%	2
Amriah	0.03%	1
Amy	0.27%	10
Ana	0.29%	11
Ana Alicia	0.05%	2
Anahi	0.03%	1
Analisa	0.05%	2
Andi	0.03%	1
Andre	0.08%	3
Andrea	0.08%	3
Andrew	0.27%	10
Angel	0.19%	7
Angela	0.29%	11
Angelica	0.24%	9
Angelina	0.03%	1
Angeline	0.08%	3
Anissa	0.08%	3
Anjelica	0.08%	3
Ann	0.03%	1
Anna	0.24%	9
Annabel	0.11%	4
Annastasia	0.16%	6

Anne-Marie	0.03%	1
Annette	0.05%	2
Anthony	0.16%	6
Antoinette	0.03%	1
Anton	0.08%	3
Antonio	0.11%	4
Anyque	0.03%	1
Anyssa	0.03%	1
April	0.35%	13
Ariah	0.03%	1
Ariana	0.03%	1
Aric	0.03%	1
Ariel	0.08%	3
Arron	0.03%	1
Arturo	0.08%	3
Asenette	0.05%	2
Too many rows for PDF export, try exporting to Word or CSV		

HC



Answer	%	Count
Ambleside School of San Angelo	0.03%	1
Angelo Christian Academy	0.13%	5
Big Spring	13.40%	501
Big Spring High School	1.26%	47
Bronte High School	1.52%	57
Christoval High School	0.35%	13
Coahoma High School	0.54%	20
Eden High School	0.21%	8
Eldorado High School	0.11%	4
Forsan High School	0.70%	26
Garden City High School	0.11%	4
Grady High School	0.16%	6

Grape Creek High School	0.05%	2
Home School San Angelo	0.32%	12
Junction High School	0.05%	2
Klondike High School	0.72%	27
Lamesa	0.75%	28
Lamesa High School	1.26%	47
Menard High School	0.21%	8
Robert Lee High School	0.37%	14
S.A. Central High School	16.02%	599
S.A. Lakeview High School	7.25%	271
SWCID	4.52%	169
San Angelo	46.01%	1720
Sands High School	0.08%	3
Sonora High School	0.67%	25
Stanton High School	0.03%	1
Sterling City High School	0.05%	2
TLC Academy - San Angelo	1.69%	63
Wall High School	1.02%	38
Water Valley High School	0.40%	15
Total	100%	3738

Sec



Answer	%	Count
001	6.45%	241
002	0.75%	28
003	0.16%	6
008	1.07%	40
009	4.41%	165
018	0.08%	3
019	0.29%	11
048	0.05%	2
061	0.16%	6
068	0.51%	19
308	0.13%	5
361	0.32%	12
368	0.03%	1
400	20.52%	767
401	7.04%	263
402	2.46%	92
403	1.61%	60
408	0.59%	22
409	6.74%	252
419	2.35%	88

429	0.88%	33
439	0.67%	25
460	2.76%	103
461	0.19%	7
468	0.48%	18
610	3.42%	128
618	0.43%	16
620	0.29%	11
690	0.11%	4
AS9	0.03%	1
BH1	0.19%	7
BH2	0.27%	10
BH3	0.19%	7
BH4	0.24%	9
BH5	0.21%	8
BH9	0.16%	6
BR1	1.07%	40
BR2	0.03%	1
BR8	0.37%	14
BR9	0.05%	2
CA1	0.11%	4
CA9	0.03%	1
CH9	0.35%	13
CN1	6.96%	260
CN2	2.76%	103
CN3	1.36%	51
CN4	0.35%	13
CN9	0.16%	6
CO1	0.35%	13
CO9	0.19%	7
EH8	0.21%	8
EL9	0.11%	4

FO1	0.37%	14
FO9	0.32%	12
GC9	0.11%	4
GK9	0.03%	1
GR9	0.16%	6
JC9	0.05%	2
KL8	0.72%	27
L49	0.11%	4
L69	0.05%	2
LH1	1.10%	41
LH9	0.16%	6
LV1	1.90%	71
LV2	0.75%	28
LV4	0.70%	26
LV5	0.91%	34
LV7	0.43%	16
LV9	0.03%	1
MN8	0.19%	7
MN9	0.03%	1
RL8	0.37%	14
SC9	0.05%	2
SN9	0.08%	3
SO9	0.67%	25
ST9	0.03%	1
TC1	3.77%	141
TC2	2.06%	77
TC3	1.07%	40
TL1	1.39%	52
TL9	0.29%	11
WA8	1.02%	38
WV9	0.40%	15
Total	100%	3738

SecondEmail



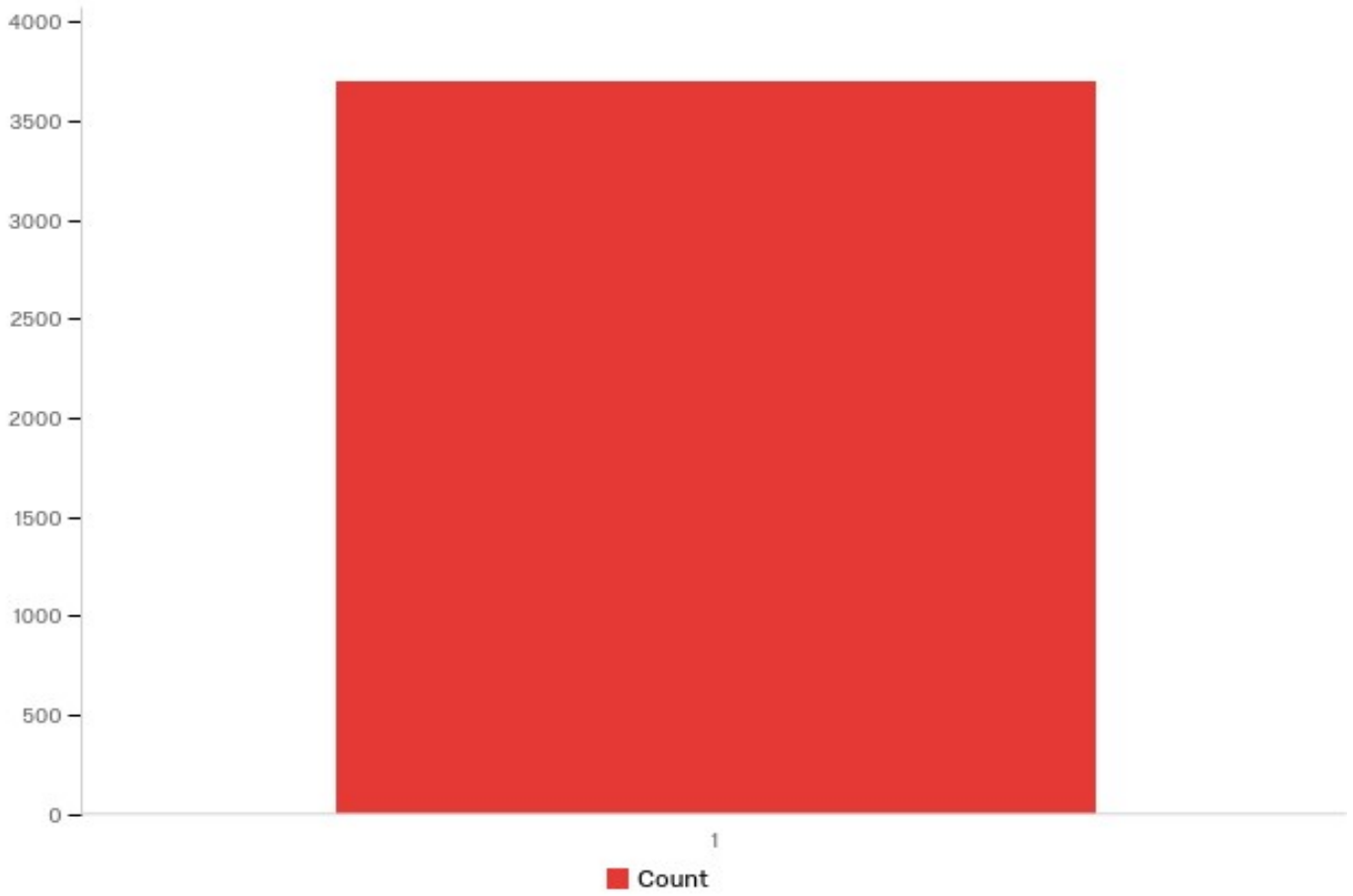
Answer	%	Count
.	0.03%	1
03170@myhc.us	0.03%	1
09buttons@gmail.com	0.03%	1
1223miller@gmail.com	0.03%	1
16_kdrennan@students.clisd.net	0.05%	2
19queenk@gmail.com	0.03%	1
1darnellfam@rocketmail.com	0.03%	1
1kaitlyn1828@gmail.com	0.03%	1
2.dmartinez.230@gmail.com	0.03%	1
21kmedrano@gmail.com	0.03%	1
357elizabeth@gmail.com	0.05%	2
432Lexus@gmail.com	0.03%	1
43701boba@gmail.com	0.03%	1
AAguero6110@myhc.us	0.08%	3
AAguilar3500@myhc.us	0.03%	1
AAguilera1240@myhc.us	0.08%	3
AAlvarez5690@stu.howardcollege.edu	0.05%	2
AAmine1330@myhc.us	0.13%	5
AAraujo4250@myhc.us	0.11%	4
AArroyo5860@stu.howardcollege.edu	0.03%	1

ABailey4310@myhc.us	0.03%	1
ABarron3940@myhc.us	0.03%	1
ABell5200@stu.howardcollege.edu	0.03%	1
ABradley3980@stu.howardcollege.edu	0.03%	1
ABrooks6070@myhc.us	0.03%	1
ACGarcia2590@stu.howardcollege.edu	0.05%	2
ACarranza2900@stu.howardcollege.edu	0.03%	1
ACastillo6610@myhc.us	0.08%	3
ACevallos1210@myhc.us	0.11%	4
AChoate7490@myhc.us	0.03%	1
ACorley2740@myhc.us	0.03%	1
ACortez6150@stu.howardcollege.edu	0.03%	1
ADean4680@myhc.us	0.03%	1
ADelgado6440@stu.howardcollege.edu	0.03%	1
ADominguez1290@stu.howardcollege.edu	0.03%	1
ADuarte7270@myhc.us	0.05%	2
AEmmons7480@myhc.us	0.03%	1
AFrausto7670@myhc.us	0.08%	3
AFurr1150@myhc.us	0.03%	1
AGARCIA_2016@YAHOO.COM	0.08%	3
AGaeta3870@myhc.us	0.03%	1
AGarcia2600@myhc.us	0.03%	1
AGarza1500@stu.howardcollege.edu	0.03%	1
AGratham3870@myhc.us	0.11%	4
AGuzman5450@stu.howardcollege.edu	0.03%	1
AHarding7230@myhc.us	0.08%	3
AHarris1490@stu.howardcollege.edu	0.03%	1
AHawkins7830@stu.howardcollege.edu	0.03%	1
AHernandez3810@myhc.us	0.05%	2

AHernandez4050@stu.howardcollege.edu	0.03%	1
AHerrera1120@stu.howardcollege.edu	0.03%	1
AJimenez6990@stu.howardcollege.edu	0.03%	1
AJones3040@myhc.us	0.03%	1
AKane5970@stu.howardcollege.edu	0.03%	1
AKaravatos2310@myhc.us	0.03%	1
AKoenning6350@myhc.us	0.03%	1
ALHERNANDEZ8805@GMAIL.COM	0.05%	2
ALevie2010@stu.howardcollege.edu	0.08%	3
ALopez7010@myhc.us	0.03%	1
ALowery1490@myhc.us	0.08%	3
ALozano6880@myhc.us	0.08%	3
ALugo4490@myhc.us	0.08%	3
ALujanII2550@myhc.us	0.03%	1
ALuna5050@stu.howardcollege.edu	0.03%	1
AMartinez2470@myhc.us	0.03%	1
AMartinez3950@stu.howardcollege.edu	0.03%	1
AMillar4040@myhc.us	0.03%	1
AMireles4480@myhc.us	0.03%	1
AMunoz5360@stu.howardcollege.edu	0.03%	1
ANDREWCERV98@GMAIL.COM	0.03%	1
ANTHONY.MUNOZ.235@GMAIL.COM	0.03%	1
APagano6920@stu.howardcollege.edu	0.03%	1
APerez2370@myhc.us	0.05%	2
APolanco2800@myhc.us	0.03%	1
AQuigley1290@stu.howardcollege.edu	0.03%	1
ARamirez7470@stu.howardcollege.edu	0.03%	1
ARascon5460@stu.howardcollege.edu	0.03%	1
ARatliff2350@stu.howardcollege.edu	0.03%	1

AReese3350@stu.howardcollege.edu	0.03%	1
ARieken5650@myhc.us	0.05%	2
ARitchie1550@myhc.us	0.03%	1
ARivas7470@myhc.us	0.03%	1
ARivera4640@stu.howardcollege.edu	0.03%	1
ARodriguez3620@myhc.us	0.03%	1
ARodriguez4610@myhc.us	0.08%	3
ARodriguez6440@stu.howardcollege.edu	0.03%	1
ARodriguez6760@stu.howardcollege.edu	0.03%	1
ASHLEY_47119@YAHOO.COM	0.11%	4
ASMARTINEZ@SUDDENLINK.NET	0.03%	1
ASaenz3770@myhc.us	0.03%	1
ASamaniego2510@stu.howardcollege.edu	0.03%	1
ASaucedo1240@stu.howardcollege.edu	0.03%	1
ASlaughter3550@myhc.us	0.05%	2
ASmith5510@stu.howardcollege.edu	0.05%	2
ASoto6530@stu.howardcollege.edu	0.03%	1
ASpringer7030@stu.howardcollege.edu	0.08%	3
AStewart3010@stu.howardcollege.edu	0.03%	1
ATennison4460@myhc.us	0.08%	3
ATobias2090@stu.howardcollege.edu	0.03%	1
ATovias2240@myhc.us	0.03%	1
Too many rows for PDF export, try exporting to Word or CSV		

Complete



Answer	%	Count
1	100.00%	3700
Total	100%	3700

ExternalDataReference



Too many values to display.

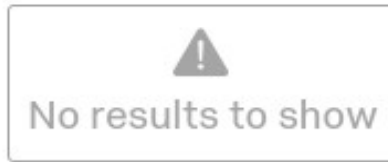
Answer	%	Count
101001172	0.03%	1
101002711	0.05%	2
102002589	0.03%	1
102003773	0.08%	3
102003804	0.03%	1
102007059	0.05%	2
102009043	0.03%	1
102009897	0.08%	3
103007379	0.08%	3
103008180	0.05%	2
103008373	0.03%	1
103009082	0.03%	1
104000281	0.05%	2
104003490	0.05%	2
104004307	0.03%	1
104004721	0.11%	4
104007727	0.03%	1
104009810	0.03%	1
105000545	0.05%	2
105000733	0.03%	1

105007823		0.03%	1
106000866		0.03%	1
106004166		0.05%	2
106006703		0.05%	2
107009202		0.05%	2
108000471		0.03%	1
108002269		0.16%	6
108004719		0.03%	1
108006601		0.03%	1
109000711		0.03%	1
109002321		0.03%	1
109008044		0.03%	1
109008369		0.03%	1
109009874		0.03%	1
110003434		0.03%	1
110009819		0.03%	1
111000389		0.03%	1
112000757		0.05%	2
112002219		0.03%	1
112004626		0.11%	4
113000337		0.05%	2
113007469		0.03%	1
113008083		0.05%	2
114003664		0.03%	1
114005797		0.03%	1
114006875		0.03%	1
114007054		0.05%	2
114007922		0.11%	4
114008365		0.03%	1
115001707		0.03%	1
115004360		0.03%	1
115006360		0.05%	2

115006402	0.11%	4
115007256	0.03%	1
115009098	0.03%	1
116000947	0.03%	1
116004868	0.03%	1
116005127	0.03%	1
116006358	0.05%	2
117002150	0.03%	1
117002667	0.03%	1
117006421	0.03%	1
117006632	0.11%	4
118001337	0.11%	4
118007282	0.03%	1
118008898	0.05%	2
119001876	0.03%	1
119002353	0.03%	1
120002779	0.11%	4
120002783	0.05%	2
120007425	0.03%	1
121000121	0.11%	4
121007786	0.03%	1
121008993	0.03%	1
122003866	0.03%	1
122007545	0.03%	1
122008627	0.05%	2
122009008	0.11%	4
123002174	0.03%	1
123003973	0.05%	2
123006093	0.03%	1
124002508	0.03%	1
124007303	0.05%	2
124007598	0.08%	3

124009486	0.03%	1
125000928	0.03%	1
125008053	0.03%	1
125009227	0.03%	1
126000834	0.03%	1
126004708	0.03%	1
126006777	0.05%	2
126006915	0.03%	1
126007765	0.03%	1
127001765	0.03%	1
127002232	0.05%	2
127002855	0.05%	2
127003386	0.11%	4
127005103	0.05%	2
128000927	0.03%	1
128002304	0.08%	3
Too many rows for PDF export, try exporting to Word or CSV		

Dept

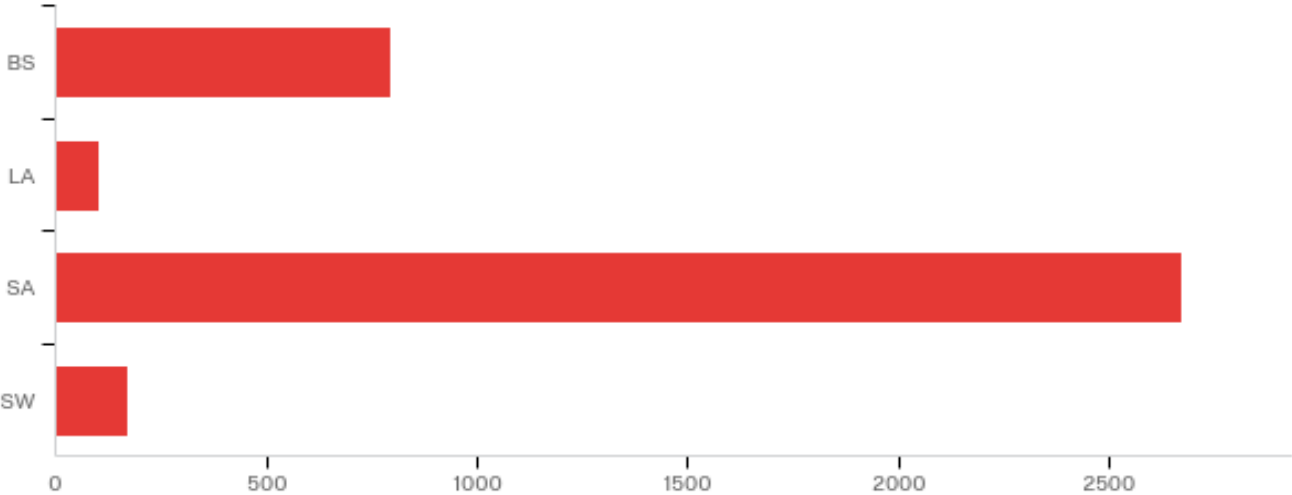


Answer	%	Count
ABDR	0.62%	23
ACCT	0.45%	17
ACNT	1.04%	39
AGAH	0.59%	22
AGME	0.27%	10
AGRI	1.28%	48
ARTC	0.27%	10
ARTS	0.05%	2
ARTV	1.85%	69
AUMT	0.54%	20
BCIS	2.59%	97
BIOL	13.14%	491
BMGT	0.29%	11
BNKG	0.99%	37
BUSG	0.13%	5
BUSI	1.12%	42
CDEC	2.68%	100
CHEF	0.27%	10
CHEM	0.13%	5
CJSA	0.56%	21

CRIJ	1.07%	40
CRPT	0.16%	6
CSME	1.10%	41
DAAC	0.11%	4
DFTG	0.03%	1
DHYG	2.92%	109
ECON	5.16%	193
EDUC	1.55%	58
EMSP	0.80%	30
ENGL	13.70%	512
ESOL	0.64%	24
FDNS	0.16%	6
FSHD	0.43%	16
GOVT	1.07%	40
GRPH	0.27%	10
HART	0.54%	20
HIST	4.71%	176
HMSY	0.08%	3
HPRS	4.74%	177
HUMA	0.16%	6
IFWA	1.34%	50
IMED	0.37%	14
INDS	0.54%	20
ITSC	0.24%	9
ITSE	0.05%	2
ITSW	0.03%	1
MATH	6.69%	250
MDCA	1.18%	44
MUSI	0.78%	29
PHYS	0.56%	21
POFI	0.86%	32
POFT	1.15%	43

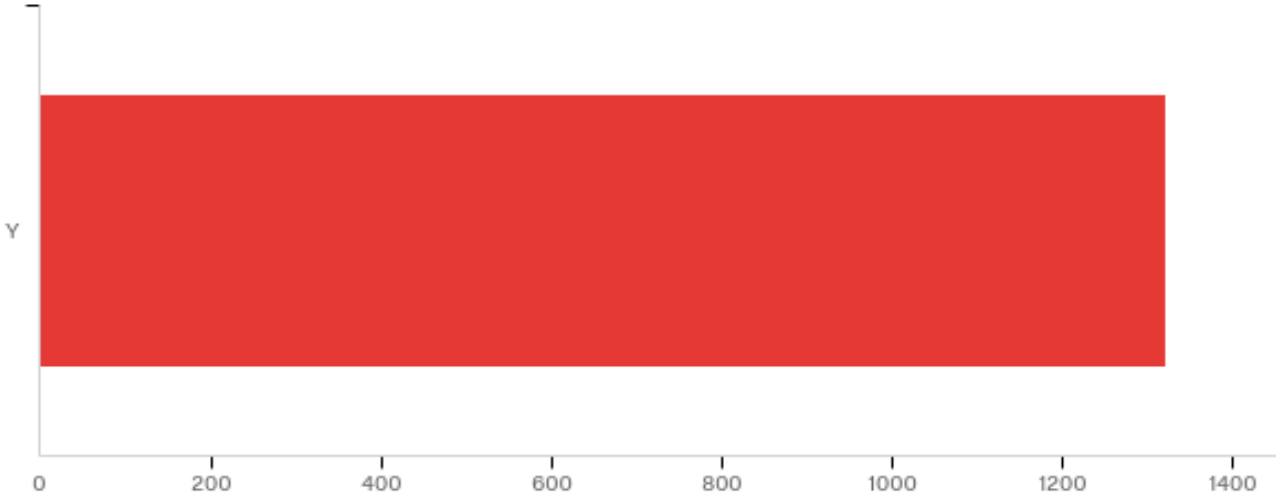
PSYC	4.55%	170
PTRT	0.03%	1
RADR	1.90%	71
RBTC	0.27%	10
RNSG	0.21%	8
RSPT	0.72%	27
SLNG	0.43%	16
SOCI	1.20%	45
SPAN	0.05%	2
SPCH	1.63%	61
SRGT	0.51%	19
TECA	0.24%	9
VNSG	3.05%	114
VTHT	1.47%	55
WLDG	1.31%	49
WMGT	0.40%	15
Total	100%	3738

CampusGroup



Answer	%	Count
BS	21.29%	796
LA	2.73%	102
SA	71.46%	2671
SW	4.52%	169
Total	100%	3738

DualCredit



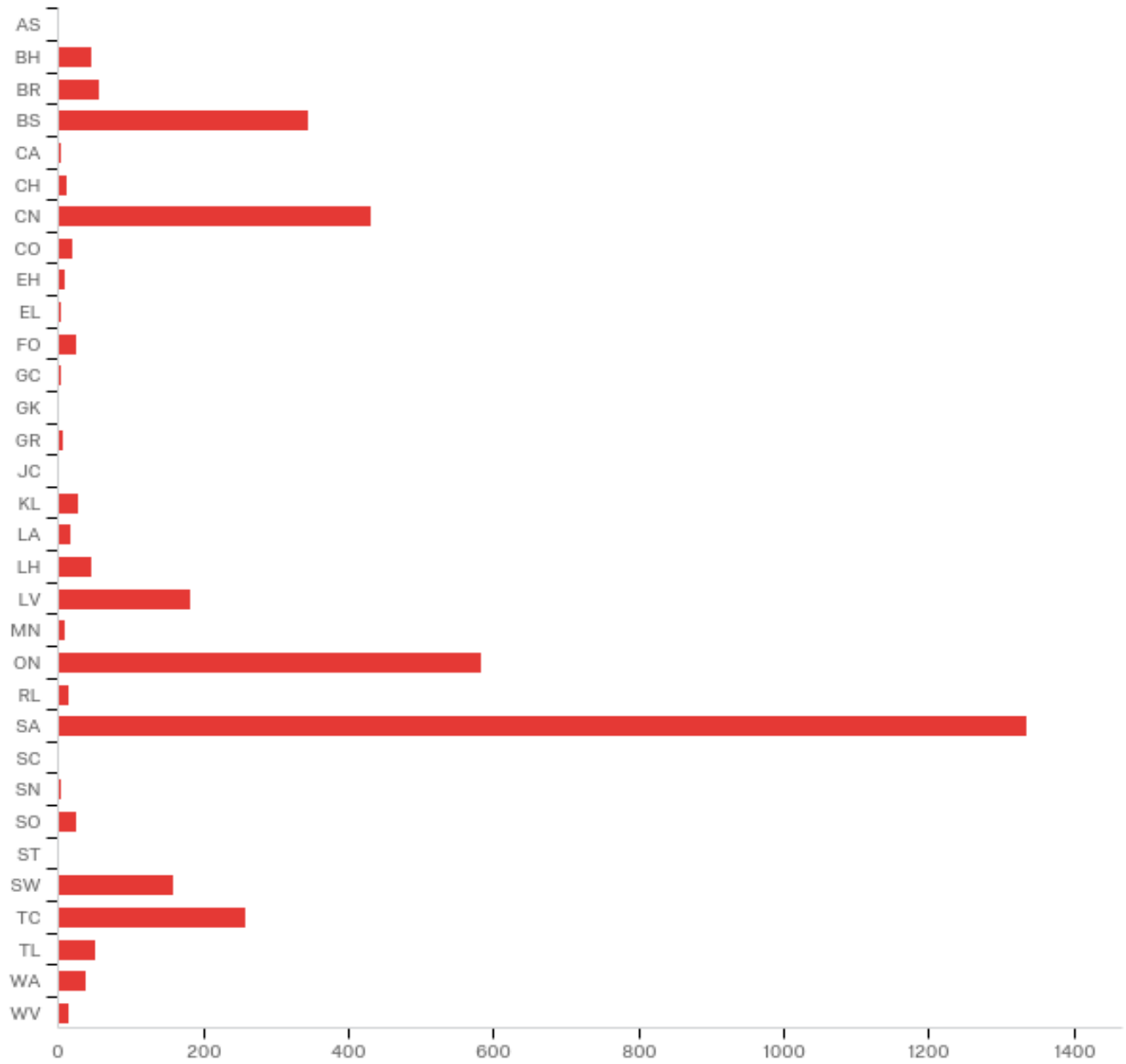
Answer	%	Count
Y	100.00%	1320
Total	100%	1320

CRSCampusGroup



Answer	%	Count
BS	17.09%	639
LA	2.46%	92
ON	15.62%	584
SA	60.57%	2264
SW	4.25%	159
Total	100%	3738

CRSCampus



Answer	%	Count
AS	0.03%	1
BH	1.26%	47
BR	1.52%	57
BS	9.23%	345
CA	0.13%	5
CH	0.35%	13

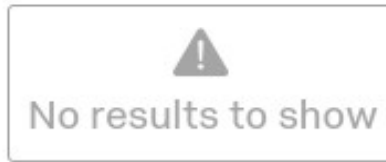
CN	11.56%	432
CO	0.54%	20
EH	0.21%	8
EL	0.11%	4
FO	0.70%	26
GC	0.11%	4
GK	0.03%	1
GR	0.16%	6
JC	0.05%	2
KL	0.72%	27
LA	0.48%	18
LH	1.26%	47
LV	4.87%	182
MN	0.21%	8
ON	15.62%	584
RL	0.37%	14
SA	35.69%	1334
SC	0.05%	2
SN	0.08%	3
SO	0.67%	25
ST	0.03%	1
SW	4.25%	159
TC	6.90%	258
TL	1.39%	52
WA	1.02%	38
WV	0.40%	15
Total	100%	3738

CRSDualCredit



Answer	%	Count
Y	100.00%	1298
Total	100%	1298

CRSID



Answer	%	Count
ABDR1441 TC1151S	0.21%	8
ABDR1441 TC2151S	0.21%	8
ABDR1442 TC1151S	0.19%	7
ACCT2301 400152S	0.27%	10
ACCT2302 001152S	0.08%	3
ACCT2302 409152S	0.11%	4
ACNT1303 CN1151S	0.40%	15
ACNT1303 CN2151S	0.35%	13
ACNT1303 LV1151S	0.08%	3
ACNT1304 CN2151S	0.08%	3
ACNT1304 LV1151S	0.05%	2
ACNT1329 409152F	0.03%	1
ACNT2335 CN1151S	0.05%	2
AGAH1301 CN1152S	0.59%	22
AGME1415 BR1152F	0.21%	8
AGME1449 BR1152F	0.03%	1
AGME1449 BR2152F	0.03%	1
AGRI1325 001152S	0.27%	10
AGRI1415 001152S	0.43%	16
AGRI2303 001152S	0.16%	6

AGRI2330 001152S	0.43%	16
ARTC1353 610152S	0.11%	4
ARTC2305 610152S	0.05%	2
ARTC2313 610152S	0.05%	2
ARTC2335 610152S	0.05%	2
ARTS1301 009152S	0.03%	1
ARTS1303 009152S	0.03%	1
ARTV1303 LH1152S	0.35%	13
ARTV1303 TC1151S	0.40%	15
ARTV1303 TC2151S	0.51%	19
ARTV1341 TC2151S	0.03%	1
ARTV1351 TC1151S	0.29%	11
ARTV1351 TC2151S	0.27%	10
AUMT1305 TC1151S	0.24%	9
AUMT1305 TC2151S	0.16%	6
AUMT1312 TC1151S	0.13%	5
BCIS1305 001152S	0.16%	6
BCIS1305 002152S	0.16%	6
BCIS1305 003152S	0.13%	5
BCIS1305 400152S	0.29%	11
BCIS1305 409152S	0.24%	9
BCIS1305 460152F	0.24%	9
BCIS1305 BH1152S	0.16%	6
BCIS1305 BH2152S	0.27%	10
BCIS1305 BH3152S	0.19%	7
BCIS1305 BH4152S	0.24%	9
BCIS1305 BH5152S	0.21%	8
BCIS1405 610152S	0.29%	11
BIOL1106 400152S	0.62%	23
BIOL1106 401152S	0.27%	10
BIOL1107 400152S	0.51%	19
BIOL1107 460152S	0.35%	13

BIOL1107 CA1152S	0.03%	1
BIOL1306 400152S	0.56%	21
BIOL1306 401152S	0.45%	17
BIOL1307 400152S	0.45%	17
BIOL1307 460152S	0.43%	16
BIOL1307 CA1152S	0.03%	1
BIOL1407 618152S	0.29%	11
BIOL2101 001152S	0.05%	2
BIOL2101 400152S	0.37%	14
BIOL2101 402152S	0.35%	13
BIOL2101 461152S	0.19%	7
BIOL2102 001152S	0.03%	1
BIOL2102 002152S	0.05%	2
BIOL2102 400152S	0.62%	23
BIOL2102 401152S	0.56%	21
BIOL2102 403152S	0.51%	19
BIOL2120 400152S	0.62%	23
BIOL2120 401152S	0.62%	23
BIOL2120 402152S	0.40%	15
BIOL2120 460152S	0.48%	18
BIOL2301 002152S	0.08%	3
BIOL2301 400152S	0.80%	30
BIOL2301 401152S	0.35%	13
BIOL2301 409152S	0.05%	2
BIOL2302 002152S	0.08%	3
BIOL2302 400152S	0.62%	23
BIOL2302 401152S	0.83%	31
BIOL2320 001152S	0.03%	1
BIOL2320 400152S	0.56%	21
BIOL2320 401152S	0.88%	33
BIOL2320 409152S	0.03%	1
BMGT1327 009152S	0.21%	8

BMGT2388 061152S	0.08%	3
BNKG1303 CN1152S	0.67%	25
BNKG1303 LV1152S	0.32%	12
BUSG2309 009152S	0.13%	5
BUSI1301 009152S	0.62%	23
BUSI1301 610152S	0.21%	8
BUSI2301 409152S	0.16%	6
BUSI2304 610152S	0.13%	5
CDEC1313 CN1152S	0.51%	19
CDEC1313 CN2152S	0.32%	12
CDEC1313 CN3152S	0.45%	17
CDEC1313 LV1152S	0.19%	7
CDEC1313 LV2152S	0.29%	11
CDEC1321 FO1152S	0.05%	2
CDEC1354 CO1152S	0.19%	7
CDEC1359 068152S	0.08%	3
Too many rows for PDF export, try exporting to Word or CSV		

SECTID



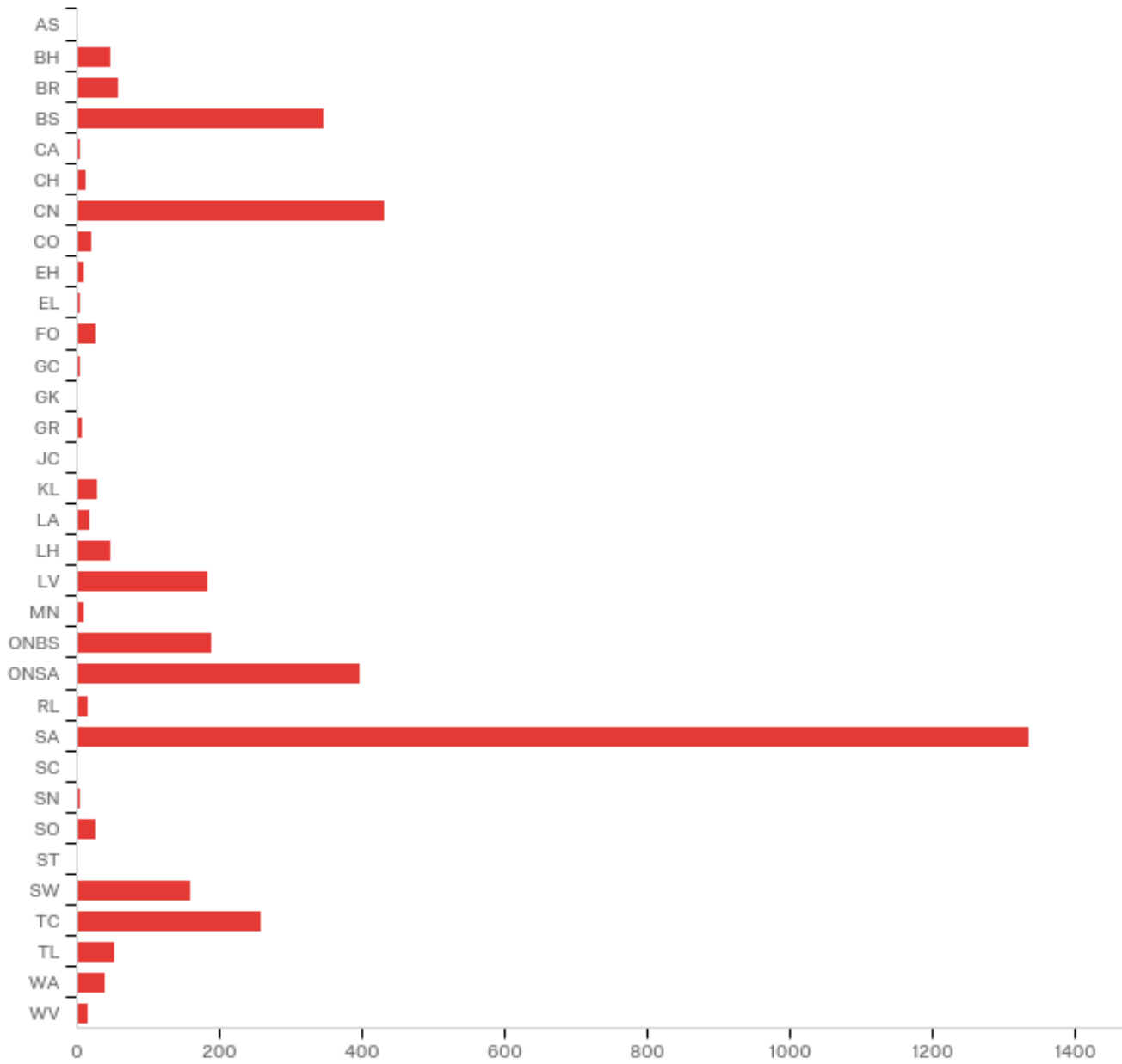
Answer	%	Count
ABDR1441 TC1	0.21%	8
ABDR1441 TC2	0.21%	8
ABDR1442 TC1	0.19%	7
ACCT2301 400	0.27%	10
ACCT2302 001	0.08%	3
ACCT2302 409	0.11%	4
ACNT1303 CN1	0.40%	15
ACNT1303 CN2	0.35%	13
ACNT1303 LV1	0.08%	3
ACNT1304 CN2	0.08%	3
ACNT1304 LV1	0.05%	2
ACNT1329 409	0.03%	1
ACNT2335 CN1	0.05%	2
AGAH1301 CN1	0.59%	22
AGME1415 BR1	0.21%	8
AGME1449 BR1	0.03%	1
AGME1449 BR2	0.03%	1
AGRI1325 001	0.27%	10
AGRI1415 001	0.43%	16
AGRI2303 001	0.16%	6

AGRI2330 001	0.43%	16
ARTC1353 610	0.11%	4
ARTC2305 610	0.05%	2
ARTC2313 610	0.05%	2
ARTC2335 610	0.05%	2
ARTS1301 009	0.03%	1
ARTS1303 009	0.03%	1
ARTV1303 LH1	0.35%	13
ARTV1303 TC1	0.40%	15
ARTV1303 TC2	0.51%	19
ARTV1341 TC2	0.03%	1
ARTV1351 TC1	0.29%	11
ARTV1351 TC2	0.27%	10
AUMT1305 TC1	0.24%	9
AUMT1305 TC2	0.16%	6
AUMT1312 TC1	0.13%	5
BCIS1305 001	0.16%	6
BCIS1305 002	0.16%	6
BCIS1305 003	0.13%	5
BCIS1305 400	0.29%	11
BCIS1305 409	0.24%	9
BCIS1305 460	0.24%	9
BCIS1305 BH1	0.16%	6
BCIS1305 BH2	0.27%	10
BCIS1305 BH3	0.19%	7
BCIS1305 BH4	0.24%	9
BCIS1305 BH5	0.21%	8
BCIS1405 610	0.29%	11
BIOL1106 400	0.62%	23
BIOL1106 401	0.27%	10
BIOL1107 400	0.51%	19
BIOL1107 460	0.35%	13

BIOL1107 CA1	0.03%	1
BIOL1306 400	0.56%	21
BIOL1306 401	0.45%	17
BIOL1307 400	0.45%	17
BIOL1307 460	0.43%	16
BIOL1307 CA1	0.03%	1
BIOL1407 618	0.29%	11
BIOL2101 001	0.05%	2
BIOL2101 400	0.37%	14
BIOL2101 402	0.35%	13
BIOL2101 461	0.19%	7
BIOL2102 001	0.03%	1
BIOL2102 002	0.05%	2
BIOL2102 400	0.62%	23
BIOL2102 401	0.56%	21
BIOL2102 403	0.51%	19
BIOL2120 400	0.62%	23
BIOL2120 401	0.62%	23
BIOL2120 402	0.40%	15
BIOL2120 460	0.48%	18
BIOL2301 002	0.08%	3
BIOL2301 400	0.80%	30
BIOL2301 401	0.35%	13
BIOL2301 409	0.05%	2
BIOL2302 002	0.08%	3
BIOL2302 400	0.62%	23
BIOL2302 401	0.83%	31
BIOL2320 001	0.03%	1
BIOL2320 400	0.56%	21
BIOL2320 401	0.88%	33
BIOL2320 409	0.03%	1
BMGT1327 009	0.21%	8

BMGT2388 061	0.08%	3
BNKG1303 CN1	0.67%	25
BNKG1303 LV1	0.32%	12
BUSG2309 009	0.13%	5
BUSI1301 009	0.62%	23
BUSI1301 610	0.21%	8
BUSI2301 409	0.16%	6
BUSI2304 610	0.13%	5
CDEC1313 CN1	0.51%	19
CDEC1313 CN2	0.32%	12
CDEC1313 CN3	0.45%	17
CDEC1313 LV1	0.19%	7
CDEC1313 LV2	0.29%	11
CDEC1321 FO1	0.05%	2
CDEC1354 CO1	0.19%	7
CDEC1359 068	0.08%	3
Too many rows for PDF export, try exporting to Word or CSV		

WORKONLCA



Answer	%	Count
AS	0.03%	1
BH	1.26%	47
BR	1.52%	57
BS	9.23%	345
CA	0.13%	5
CH	0.35%	13

CN	11.56%	432
CO	0.54%	20
EH	0.21%	8
EL	0.11%	4
FO	0.70%	26
GC	0.11%	4
GK	0.03%	1
GR	0.16%	6
JC	0.05%	2
KL	0.72%	27
LA	0.48%	18
LH	1.26%	47
LV	4.87%	182
MN	0.21%	8
ONBS	5.00%	187
ONSA	10.62%	397
RL	0.37%	14
SA	35.69%	1334
SC	0.05%	2
SN	0.08%	3
SO	0.67%	25
ST	0.03%	1
SW	4.25%	159
TC	6.90%	258
TL	1.39%	52
WA	1.02%	38
WV	0.40%	15
Total	100%	3738

Campus



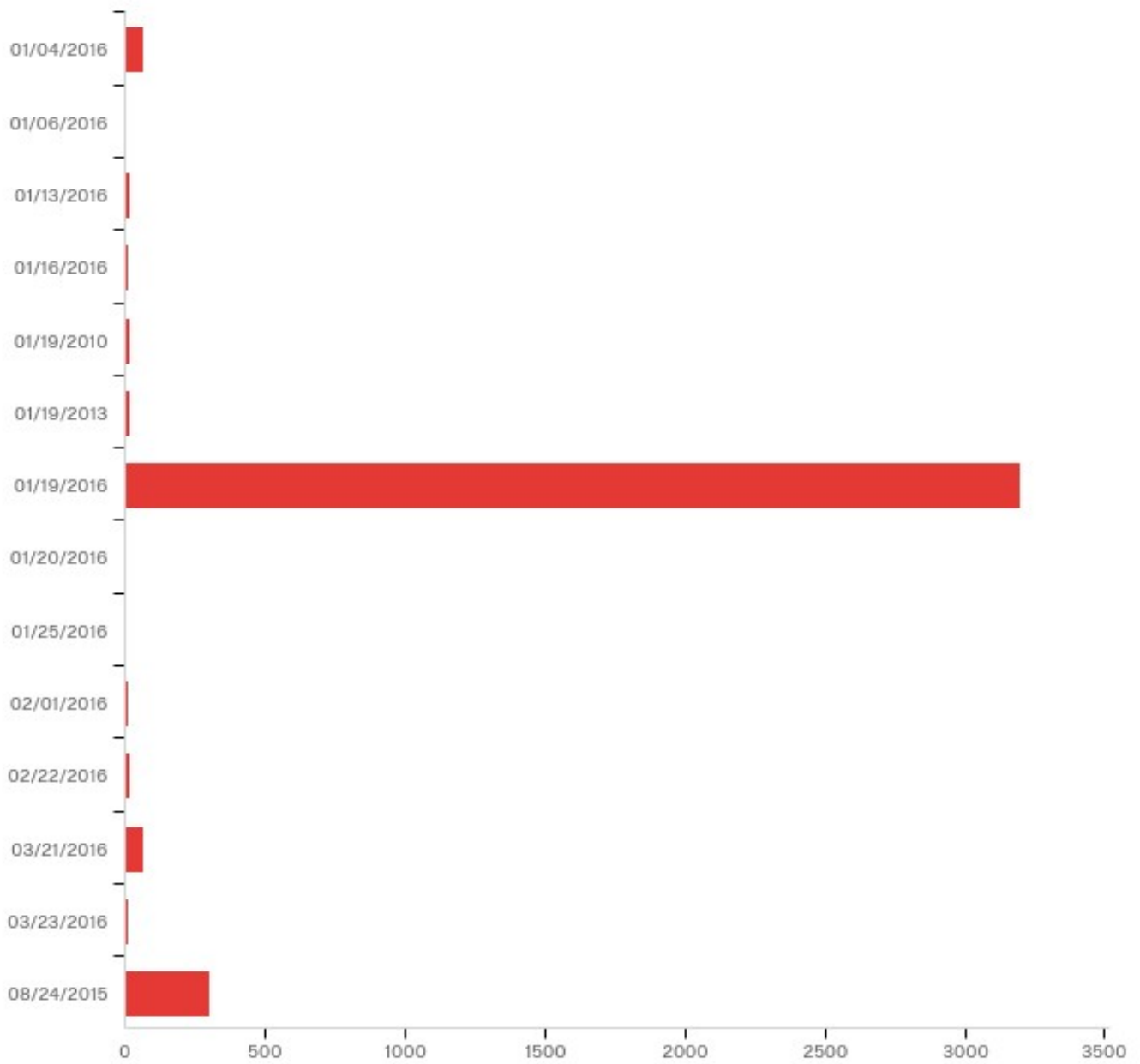
Answer	%	Count
Total	100%	0

Q9 - Topics



Answer	%	Count
Unknown	100.00%	3118
Total	100%	3118

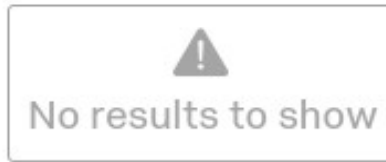
StartDate



Answer	%	Count
01/04/2016	1.74%	65
01/06/2016	0.08%	3
01/13/2016	0.48%	18
01/16/2016	0.35%	13
01/19/2010	0.40%	15
01/19/2013	0.54%	20

01/19/2016	85.63%	3201
01/20/2016	0.13%	5
01/25/2016	0.05%	2
02/01/2016	0.21%	8
02/22/2016	0.40%	15
03/21/2016	1.63%	61
03/23/2016	0.21%	8
08/24/2015	8.13%	304
Total	100%	3738

EndDate



Answer	%	Count
02/15/2016	0.40%	15
03/10/2016	0.67%	25
03/11/2016	0.35%	13
03/30/2016	0.40%	15
04/04/2016	0.05%	2
04/14/2016	0.16%	6
04/26/2016	0.21%	8
04/30/2016	0.48%	18
05/04/2016	0.32%	12
05/11/2016	0.21%	8
05/12/2016	2.09%	78
05/13/2015	0.05%	2
05/13/2016	86.41%	3230
05/16/2016	0.05%	2
05/27/2016	8.13%	304
Total	100%	3738