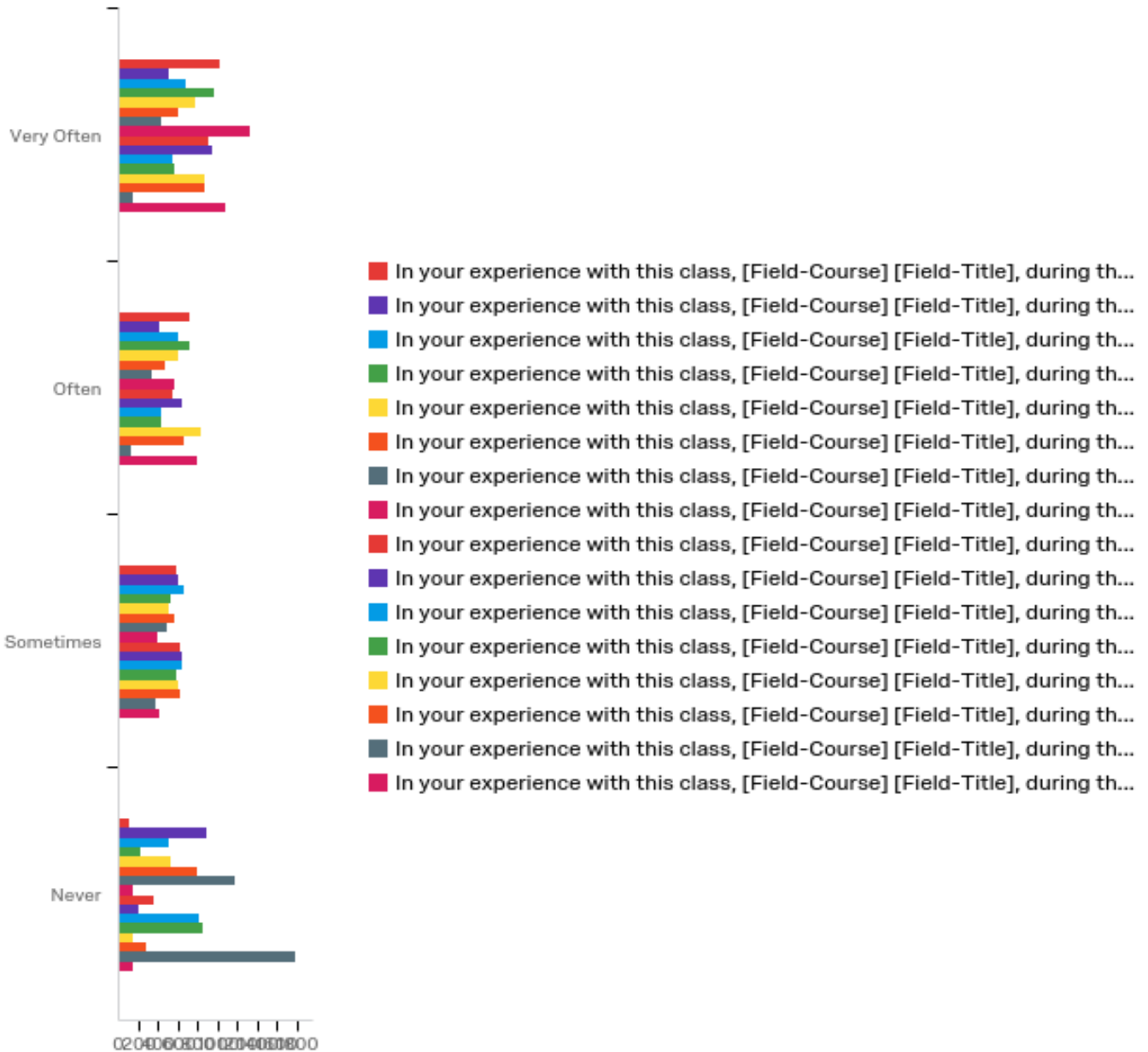


1-My Report

Course Evaluation - Spring 2015

August 22nd 2017, 8:30 am CDT

New Custom Page



Q2 - During this current semester, how much has this course, [Field-Course] [Field-Title], emphasized the following? - a. Memorizing facts, ideas, or methods from your courses and reading so that you can repeat them in pretty much the same form

Question	Very Much		Quite a bit		Some		Very little	
During this current semester, how much has this course, [Field-Course] [Field-Title], emphasized the following? - a. Memorizing facts, ideas, or methods from your courses and reading so that you can repeat them in pretty much the same form	16.49%	1115	16.36%	760	17.40%	409	17.81%	138
During this current semester, how much has this course, [Field-Course] [Field-Title],	17.31%	1170	18.02%	837	14.38%	338	9.94%	77

emphasized the following? - b. Analyzing the basic elements of an idea, experience, or theory								
During this current semester, how much has this course, [Field-Course] [Field-Title], emphasized the following? - c. Synthesizing and organizing ideas, information, or experiences in new ways	16.95%	1146	17.35%	806	15.61%	367	13.29%	103
During this current semester, how much has this course, [Field-Course] [Field-Title], emphasized the following? - d. Making judgment	15.38%	1040	16.88%	784	18.21%	428	21.94%	170

s about the value or soundness of information, arguments, or methods								
During this current semester, how much has this course, [Field-Course] [Field-Title], emphasized the following? - e. Applying theories or concepts to practical problems or in new situations	16.03%	1084	16.08%	747	19.06%	448	18.45%	143
During this current semester, how much has this course, [Field-Course] [Field-Title], emphasized the following? - f. Using information you have read	17.84%	1206	15.31%	711	15.36%	361	18.58%	144

or heard to perform a new skill								
Total	Total	6761	Total	4645	Total	2351	Total	775

Field	Minimum	Maximum	Mean	Std Deviation	Variance	Count	Bottom 3 Box	Top 3 Box
During this current semester, how much has this course, [Field-Course] [Field-Title], emphasized the following? - a. Memorizing facts, ideas, or methods from your courses and reading so that you can repeat them in pretty much the same form	1.00	4.00	1.82	0.91	0.83	2422	94.30%	53.96%
During this current semester, how much has this course, [Field-	1.00	4.00	1.72	0.82	0.67	2422	96.82%	51.69%

Course] [Field- Title], emphasiz ed the following? - b. Analyzing the basic elements of an idea, experien ce, or theory								
During this current semester, how much has this course, [Field- Course] [Field- Title], emphasiz ed the following? - c. Synthesizi ng and organizing ideas, informatio n, or experien ces in new ways	1.00	4.00	1.76	0.86	0.74	2422	95.75%	52.68%
During this current semester, how much has this course, [Field- Course] [Field- Title], emphasiz ed the following?	1.00	4.00	1.89	0.94	0.87	2422	92.98%	57.06%

- d. Making judgments about the value or soundness of information, arguments, or methods								
During this current semester, how much has this course, [Field-Course] [Field-Title], emphasized the following? - e. Applying theories or concepts to practical problems or in new situations	1.00	4.00	1.86	0.92	0.85	2422	94.10%	55.24%
During this current semester, how much has this course, [Field-Course] [Field-Title], emphasized the following? - f. Using	1.00	4.00	1.77	0.91	0.83	2422	94.05%	50.21%

information you have read or heard to perform a new skill

--	--	--	--	--	--	--	--	--

Q3 - During this current semester, to what extent did this course, [Field-Course] [Field-Title], help you develop in the following areas?

Question	Very Much		Quite a bit		Some		Very little	
During this current semester, to what extent did this course, [Field-Course] [Field-Title], help you develop in the following areas? - a. Writing clearly and effectively	8.40%	1020	9.24%	644	8.66%	395	7.91%	186
During this current semester, to what extent did this course, [Field-Course] [Field-Title], help you develop in the following areas? - b. Speaking clearly and effectively	7.80%	947	8.69%	606	8.92%	407	8.93%	210
During this	10.76%	1307	10.34%	721	6.12%	279	3.40%	80

current semester, to what extent did this course, [Field-Course] [Field-Title], help you develop in the following areas? - c. Thinking critically and analytically								
During this current semester, to what extent did this course, [Field-Course] [Field-Title], help you develop in the following areas? - d. Solving numerical problems	5.98%	726	5.87%	409	8.57%	391	13.65%	321
During this current semester, to what extent did this course, [Field-Course] [Field-Title],	8.64%	1049	7.99%	557	8.57%	391	8.72%	205

help you develop in the following areas? - e. Using computing and information technology								
During this current semester, to what extent did this course, [Field-Course] [Field-Title], help you develop in the following areas? - f. Working effectively with others	8.87%	1077	8.35%	582	8.79%	401	8.12%	191
During this current semester, to what extent did this course, [Field-Course] [Field-Title], help you develop in the following areas? - g. Learning effectively	9.25%	1124	8.81%	614	8.31%	379	6.97%	164

with others								
During this current semester, to what extent did this course, [Field-Course] [Field-Title], help you develop in the following areas? - h. Understanding myself	9.30%	1130	9.29%	648	8.00%	365	6.34%	149
During this current semester, to what extent did this course, [Field-Course] [Field-Title], help you develop in the following areas? - i. Understanding people of other racial and ethnic backgrounds	7.80%	947	7.99%	557	8.15%	372	8.55%	201
During this current semester, to what	8.20%	996	8.46%	590	8.97%	409	7.40%	174

<p>extent did this course, [Field-Course] [Field-Title], help you develop in the following areas? - j. Developing a personal code of values and ethics</p>								
<p>During this current semester, to what extent did this course, [Field-Course] [Field-Title], help you develop in the following areas? - k. Contributing to the welfare of the community</p>	6.10%	741	6.57%	458	9.10%	415	12.54%	295
<p>During this current semester, to what extent did this course, [Field-Course] [Field-</p>	8.91%	1082	8.42%	587	7.85%	358	7.48%	176

Title], help you develop in the following areas? - I. Developing clearer career goals								
Total	Total	12146	Total	6973	Total	4562	Total	2352

Field	Minimum	Maximum	Mean	Std Deviation	Variance	Count	Bottom 3 Box	Top 3 Box
During this current semester, to what extent did this course, [Field-Course] [Field-Title], help you develop in the following areas? - a. Writing clearly and effectively	1.00	4.00	1.89	0.97	0.95	2245	91.71%	54.57%
During this current semester, to what extent did this course, [Field-Course] [Field-Title],	1.00	4.00	1.94	1.00	1.01	2170	90.32%	56.36%

help you develop in the following areas? - b. Speaking clearly and effectively								
During this current semester, to what extent did this course, [Field-Course] [Field-Title], help you develop in the following areas? - c. Thinking critically and analytically	1.00	4.00	1.64	0.82	0.67	2387	96.65%	45.25%
During this current semester, to what extent did this course, [Field-Course] [Field-Title], help you develop in the following areas? - d. Solving numerical problems	1.00	4.00	2.17	1.13	1.27	1847	82.62%	60.69%

During this current semester, to what extent did this course, [Field-Course] [Field-Title], help you develop in the following areas? - e. Using computing and information technology	1.00	4.00	1.89	1.01	1.01	2202	90.69%	52.36%
During this current semester, to what extent did this course, [Field-Course] [Field-Title], help you develop in the following areas? - f. Working effectively with others	1.00	4.00	1.87	0.99	0.98	2251	91.51%	52.15%
During this current semester, to what extent did this	1.00	4.00	1.82	0.96	0.91	2281	92.81%	50.72%

course, [Field- Course] [Field- Title], help you develop in the following areas? - g. Learning effectively with others								
During this current semester, to what extent did this course, [Field- Course] [Field- Title], help you develop in the following areas? - h. Understan ding myself	1.00	4.00	1.80	0.93	0.87	2292	93.50%	50.70%
During this current semester, to what extent did this course, [Field- Course] [Field- Title], help you develop in the following areas? - i. Understan	1.00	4.00	1.92	1.01	1.02	2077	90.32%	54.41%

ding people of other racial and ethnic backgrounds								
During this current semester, to what extent did this course, [Field-Course] [Field-Title], help you develop in the following areas? - j. Developing a personal code of values and ethics	1.00	4.00	1.89	0.98	0.96	2169	91.98%	54.08%
During this current semester, to what extent did this course, [Field-Course] [Field-Title], help you develop in the following areas? - k. Contributing to the welfare of the community	1.00	4.00	2.14	1.10	1.20	1909	84.55%	61.18%

y								
During this current semester, to what extent did this course, [Field-Course] [Field-Title], help you develop in the following areas? - I. Developing clearer career goals	1.00	4.00	1.83	0.97	0.94	2203	92.01%	50.89%

Q6 - During this current semester, to what extent did this instructor, [Field-Instructor], in this course, [Field-Course] [Field-Title], do the following?

Question	Completely		Adequately		Minimally		Not at all	
During this current semester, to what extent did this instructor, [Field-Instructor], in this course, [Field-Course] [Field-Title], do the following? - a. Explained the course requirements and learning objectives clearly	8.57%	1797	8.45%	509	5.95%	92	4.06%	19
During this current semester, to what extent did this instructor, [Field-Instructor], in this course, [Field-Course] [Field-Title], do the following?	8.67%	1818	7.95%	479	6.46%	100	4.27%	20

- b. Clearly defined the grading criteria of the course								
During this current semester, to what extent did this instructor, [Field-Instructor], in this course, [Field-Course] [Field-Title], do the following? - c. Gave assignments that were consistent with the course objectives	8.79%	1842	7.79%	469	5.17%	80	5.56%	26
During this current semester, to what extent did this instructor, [Field-Instructor], in this course, [Field-Course] [Field-Title], do the following? - d. Gave	8.42%	1765	8.44%	508	7.56%	117	5.77%	27

assignments that contributed to my understanding of the subject								
During this current semester, to what extent did this instructor, [Field-Instructor], in this course, [Field-Course] [Field-Title], do the following? - e. Connected subject matter to the real world	8.11%	1701	9.02%	543	9.05%	140	7.05%	33
During this current semester, to what extent did this instructor, [Field-Instructor], in this course, [Field-Course] [Field-Title], do the following? - f. Used good	8.27%	1733	8.39%	505	9.11%	141	8.12%	38

examples to clarify points								
During this current semester, to what extent did this instructor, [Field-Instructor], in this course, [Field-Course] [Field-Title], do the following? - g. Led discussions that were helpful to my learning	7.97%	1671	8.68%	523	10.47%	162	13.03%	61
During this current semester, to what extent did this instructor, [Field-Instructor], in this course, [Field-Course] [Field-Title], do the following? - h. Was available to me when I needed assistance	8.48%	1777	8.07%	486	8.34%	129	5.34%	25

<p>During this current semester, to what extent did this instructor, [Field-Instructor], in this course, [Field-Course] [Field-Title], do the following? - i. Evaluated my work in ways that helped me learn</p>	7.98%	1673	8.37%	504	11.70%	181	12.61%	59
<p>During this current semester, to what extent did this instructor, [Field-Instructor], in this course, [Field-Course] [Field-Title], do the following? - j. Provided feedback that gave me direction for improvement</p>	8.07%	1691	8.22%	495	10.92%	169	13.25%	62

During this current semester, to what extent did this instructor, [Field-Instructor], in this course, [Field-Course] [Field-Title], do the following? - k. Created a comfortable learning environment	8.34%	1748	8.59%	517	6.92%	107	9.62%	45
During this current semester, to what extent did this instructor, [Field-Instructor], in this course, [Field-Course] [Field-Title], do the following? - l. Created an overall engaging learning experience	8.35%	1751	8.04%	484	8.34%	129	11.32%	53
Total	Total	20967	Total	6022	Total	1547	Total	468

Field	Minimum	Maximum	Mean	Std Deviation	Variance	Count	Bottom 3 Box	Top 3 Box
During this current semester, to what extent did this instructor, [Field-Instructor], in this course, [Field-Course] [Field-Title], do the following? - a. Explained the course requirements and learning objectives clearly	1.00	4.00	1.31	0.58	0.34	2417	99.21%	25.65%
During this current semester, to what extent did this instructor, [Field-Instructor], in this course, [Field-Course] [Field-Title], do the following? - b.	1.00	4.00	1.31	0.59	0.34	2417	99.17%	24.78%

Clearly defined the grading criteria of the course								
During this current semester, to what extent did this instructor, [Field-Instructor], in this course, [Field-Course] [Field-Title], do the following? - c. Gave assignments that were consistent with the course objectives	1.00	4.00	1.29	0.58	0.34	2417	98.92%	23.79%
During this current semester, to what extent did this instructor, [Field-Instructor], in this course, [Field-Course] [Field-Title], do the following? - d. Gave assignments	1.00	4.00	1.34	0.62	0.39	2417	98.88%	26.98%

nts that contribute d to my understanding of the subject								
During this current semester, to what extent did this instructor, [Field-Instructor], in this course, [Field-Course] [Field-Title], do the following? - e. Connected subject matter to the real world	1.00	4.00	1.38	0.66	0.43	2417	98.63%	29.62%
During this current semester, to what extent did this instructor, [Field-Instructor], in this course, [Field-Course] [Field-Title], do the following? - f. Used good examples	1.00	4.00	1.37	0.67	0.44	2417	98.43%	28.30%

to clarify points									
During this current semester, to what extent did this instructor, [Field-Instructor], in this course, [Field-Course] [Field-Title], do the following? - g. Led discussions that were helpful to my learning	1.00	4.00	1.43	0.73	0.53	2417	97.48%	30.86%	
During this current semester, to what extent did this instructor, [Field-Instructor], in this course, [Field-Course] [Field-Title], do the following? - h. Was available to me when I needed assistance	1.00	4.00	1.34	0.63	0.39	2417	98.97%	26.48%	

<p>During this current semester, to what extent did this instructor, [Field-Instructor], in this course, [Field-Course] [Field-Title], do the following? - i. Evaluated my work in ways that helped me learn</p>	1.00	4.00	1.43	0.74	0.54	2417	97.56%	30.78%
<p>During this current semester, to what extent did this instructor, [Field-Instructor], in this course, [Field-Course] [Field-Title], do the following? - j. Provided feedback that gave me direction for improvement</p>	1.00	4.00	1.42	0.73	0.54	2417	97.43%	30.04%

<p>During this current semester, to what extent did this instructor, [Field-Instructor], in this course, [Field-Course] [Field-Title], do the following? - k. Created a comfortable learning environment</p>	1.00	4.00	1.36	0.66	0.43	2417	98.14%	27.68%
<p>During this current semester, to what extent did this instructor, [Field-Instructor], in this course, [Field-Course] [Field-Title], do the following? - l. Created an overall engaging learning experience</p>	1.00	4.00	1.37	0.69	0.47	2417	97.81%	27.55%

Q14 - (Optional) What is your ethnicity?

#	Answer	%	Count
1	Hispanic or Latino	43.90%	996
2	Not Hispanic or Latino	56.10%	1273
	Total	100%	2269

Field	Minimum	Maximum	Mean	Std Deviation	Variance	Count	Bottom 3 Box	Top 3 Box
(Optional) What is your ethnicity?	1.00	2.00	1.56	0.50	0.25	2269	100.00%	100.00%

Title



Too many values to display.

Answer	%	Count
3rinciples of Horticulture	0.04%	1
Addicted Family Interventions	0.25%	6
Admin. Office Procedures I	0.37%	9
Admin.Office Procedures II	0.08%	2
Advanced Hair Design	0.04%	1
Advanced Spreadsheets	0.04%	1
Agriculture Construction	0.08%	2
American Literature	0.99%	24
Anatomy & Physiology I	1.03%	25
Anatomy & Physiology I Laboratory	1.94%	47
Anatomy & Physiology II	2.02%	49
Anatomy & Physiology II Laboratory	4.33%	105
Art Appreciation	0.21%	5
Artistry of Hair/Theory&Practi	0.08%	2
Assessment Based Management	0.41%	10
Basic Electricicty for HVAC	0.25%	6
Basic Graphic Design	0.17%	4
Beginning Algebra	2.23%	54
Biology Lab Non-Science Majors II	0.04%	1
Biology Non-Science Majors II	0.04%	1

Biology for Science Majors I	0.91%	22
Biology for Science Majors I Lab	0.87%	21
Biology for Science Majors II	1.11%	27
Biology for Science Majors II Lab	1.11%	27
British Literature II	0.91%	22
Business Computer Applications	3.22%	78
Business Law	0.62%	15
Business Principles	0.78%	19
Business Report Writing & Corresp	0.04%	1
Calculus Business & Social Sciences	0.08%	2
Cardiopulmonary Disease	0.25%	6
Chemical Reformation/Theory	0.29%	7
Child Growth & Development	0.08%	2
Clinical - Licensed Vocational Nurs	0.04%	1
Clinical I-Dental Hygienist	0.04%	1
Clinical II	0.25%	6
Clinical-EMT	0.12%	3
Clinical-Licensed Vocational Nurs	0.04%	1
Clinical/Respiratory Care Ther Tech	0.25%	6
College Algebra	0.04%	1
College Prep Writing 2	0.29%	7
Community Resources/Correction	0.04%	1
Composition I	2.23%	54
Composition II	6.48%	157
Computer Illustration	0.21%	5
Computer Programming Java	0.12%	3
Concert Choir II Maj Vocal Ensemble	0.04%	1
Construction Estimating I	0.04%	1
Construction Technology II	0.04%	1
Correctional Systems/Practices	0.17%	4
Courts System & Practices	0.21%	5
Crime in America	1.03%	25

Criminal Investigation	0.45%	11
Criminal Justice Survey	0.04%	1
Criminology	0.50%	12
DC-AC Circuits	0.12%	3
Dental Materials	0.12%	3
Dev ESOL Reading and Vocabulary	0.17%	4
Dev ESOL Writing and Grammar	0.04%	1
Development of Motion Picture II	0.08%	2
Developmental Math I	0.17%	4
Digital Imaging II	0.08%	2
Digital Publishing II	0.08%	2
Elementary Statistical Methods	0.37%	9
Emergency Medical Tech-Basic	0.17%	4
Essentials of Medical Terminology	1.11%	27
Ethics in Criminal Justice	0.17%	4
Examination Preparation	0.25%	6
Federal Government	1.49%	36
Fundamentals of Cosmetology	0.12%	3
Fundamentals of Math II	0.04%	1
General Chemistry I	0.04%	1
General Chemistry I Lab	0.04%	1
General Psychology	2.19%	53
Green Building	0.04%	1
Heavy Equipment Maintenance/Repair	0.04%	1
History of Religion I	0.04%	1
Horticulture	0.50%	12
Human Resource Management	0.25%	6
Integrated Reading & Writing	0.37%	9
Integrated Reading & Writing 2	0.21%	5
Integrated Reading & Writing 3	0.70%	17
Intermed Algebra	2.19%	53
Intermed Haircutting/Theory	0.25%	6

Intermediate Radiographic Procedure	0.33%	8
Intern-Criminal Justice Studie	0.12%	3
Intern-Industrial/Manufacturin	0.08%	2
Internship - CIS	0.08%	2
Internship Graphis & Printing	0.04%	1
Internship-Bus. Admin. & Mgmt	0.04%	1
Intro to Criminal Justice	0.17%	4
Intro to Special Populations	0.12%	3
Intro: Construction Industry	0.04%	1
Introduction to Accounting I	0.21%	5
Introduction to Carpentry	0.04%	1
Introduction to Ethics	0.37%	9
Introduction to Health Professions	2.93%	71
Introduction to Sociology	1.44%	35
Introduction to Teaching Profession	0.21%	5
Juvenile Justice System	0.45%	11
Too many rows for PDF export, try exporting to Word or CSV		

Q10 - How many TOTAL credit hours have you earned at this college, not counting the courses you are currently taking this term?

#	Answer	%	Count
1	None	6.71%	162
2	1-14 credits	39.21%	947
3	15-29 credits	24.64%	595
4	30-44 credits	12.75%	308
5	45-60 credits	10.10%	244
6	over 60 credits	6.58%	159
	Total	100%	2415

Field	Minimum	Maximum	Mean	Std Deviation	Variance	Count	Bottom 3 Box	Top 3 Box
How many TOTAL credit hours have you earned at this college, not counting the courses you are currently taking this term?	1.00	6.00	3.00	1.34	1.78	2415	70.56%	29.44%

g"
1 -
"Ext
remely
Easy&quo
t;

--	--	--	--	--	--	--	--	--

Q4 - Mark the box that best represents the extent to which you met the learning objectives of [Field-Course] [Field-Title]:

#	Answer	%	Count
1	Completely	53.59%	1270
2	Adequately	40.68%	964
3	Minimally	5.40%	128
4	Not at all	0.34%	8
	Total	100%	2370

Field	Minimum	Maximum	Mean	Std Deviation	Variance	Count	Bottom 3 Box	Top 3 Box
Mark the box that best represents the extent to which you met the learning objectives of [Field-Course] [Field-Title]:	1.00	4.00	1.52	0.61	0.38	2370	99.66%	46.41%

Q1 - In your experience with this class, [Field-Course] [Field-Title], during the current semester, how often did you do the following?

Question	Very Often		Often		Sometimes		Never	
In your experience with this class, [Field-Course] [Field-Title], during the current semester, how often did you do the following? - a. Asked questions in class or contributed to class discussion	8.33%	1016	8.11%	717	6.62%	583	1.20%	107
In your experience with this class, [Field-Course] [Field-Title], during the current semester, how often did you do the following? - b. Made a class presentation	4.15%	507	4.68%	414	6.90%	608	10.04%	894
In your experience with this class,	5.49%	670	6.76%	598	7.37%	649	5.68%	506

<p>[Field-Course] [Field-Title], during the current semester, how often did you do the following? - c. Prepared two or more drafts of an assignment before turning it in</p>								
<p>In your experience with this class, [Field-Course] [Field-Title], during the current semester, how often did you do the following? - d. Worked on papers that require integrating ideas or information from various sources</p>	7.88%	961	8.12%	718	6.03%	531	2.39%	213
<p>In your experience with this class, [Field-</p>	6.41%	782	6.82%	603	5.79%	510	5.93%	528

Course] [Field- Title], during the current semester, how often did you do the following? - e. Worked with other students on projects during class								
In your experienc e with this class, [Field- Course] [Field- Title], during the current semester, how often did you do the following? - f. Worked with classmate s outside of class to complete the assignme nt	4.97%	607	5.22%	462	6.45%	568	8.82%	786
In your experienc e with this class, [Field- Course] [Field- Title], during the	3.52%	430	3.78%	334	5.46%	481	13.22%	1178

current semester, how often did you do the following? - g. Participated in a community-based project as part of your coursework								
In your experience with this class, [Field-Course] [Field-Title], during the current semester, how often did you do the following? - h. Used the Internet to work on an assignment	10.88%	1328	6.34%	561	4.52%	398	1.53%	136
In your experience with this class, [Field-Course] [Field-Title], during the current semester, how often did you do the	7.44%	908	6.14%	543	7.07%	623	3.92%	349

following? - i. Used e-mail to communicate with your instructor								
In your experience with this class, [Field-Course] [Field-Title], during the current semester, how often did you do the following? - j. Discussed grades or assignments with your instructor	7.69%	938	7.21%	638	7.26%	640	2.32%	207
In your experience with this class, [Field-Course] [Field-Title], during the current semester, how often did you do the following? - k. Talked about career plans with your instructor	4.47%	545	4.95%	438	7.21%	635	9.04%	805
In your experience	4.58%	559	4.78%	423	6.66%	587	9.59%	854

<p>e with this class, [Field-Course] [Field-Title], during the current semester, how often did you do the following? - l. Discussed ideas from your readings or class with your instructor outside of class</p>								
<p>In your experience with this class, [Field-Course] [Field-Title], during the current semester, how often did you do the following? - m. Worked harder than you thought you could to meet the instructor's standards or expectations</p>	7.04%	859	9.35%	827	6.73%	593	1.62%	144

In your experience with this class, [Field-Course] [Field-Title], during the current semester, how often did you do the following? - n. Discussed ideas from the readings or class with others outside of class (students, family members, co-workers, etc.)	7.12%	869	7.51%	664	6.97%	614	3.10%	276
In your experience with this class, [Field-Course] [Field-Title], during the current semester, how often did you do the following? - o. Skipped class	1.19%	145	1.35%	119	4.22%	372	20.06%	1787
In your experience with this	8.84%	1079	8.90%	787	4.76%	419	1.55%	138

class, [Field- Course] [Field- Title], during the current semester, how often did you do the following? - p. Received prompt feedback from your instructor about your performa nce								
Total	Total	12203	Total	8846	Total	8811	Total	8908

Field	Minimum	Maximum	Mean	Std Deviation	Variance	Count	Bottom 3 Box	Top 3 Box
In your experienc e with this class, [Field- Course] [Field- Title], during the current semester, how often did you do the following? - a. Asked questions in class or contribute d to class discussion	1.00	4.00	1.91	0.91	0.83	2423	95.58%	58.07%

In your experience with this class, [Field-Course] [Field-Title], during the current semester, how often did you do the following? - b. Made a class presentation	1.00	4.00	2.78	1.15	1.33	2423	63.10%	79.08%
In your experience with this class, [Field-Course] [Field-Title], during the current semester, how often did you do the following? - c. Prepared two or more drafts of an assignment before turning it in	1.00	4.00	2.41	1.10	1.21	2423	79.12%	72.35%
In your experience with this class, [Field-Course] [Field-Title],	1.00	4.00	2.00	0.98	0.97	2423	91.21%	60.34%

<p>during the current semester, how often did you do the following? - d. Worked on papers that require integrating ideas or information from various sources</p>								
<p>In your experience with this class, [Field-Course] [Field-Title], during the current semester, how often did you do the following? - e. Worked with other students on projects during class</p>	1.00	4.00	2.32	1.14	1.30	2423	78.21%	67.73%
<p>In your experience with this class, [Field-Course] [Field-Title], during the current semester,</p>	1.00	4.00	2.63	1.18	1.38	2423	67.56%	74.95%

how often did you do the following? - f. Worked with classmates outside of class to complete the assignment								
In your experience with this class, [Field-Course] [Field-Title], during the current semester, how often did you do the following? - g. Participated in a community-based project as part of your coursework	1.00	4.00	2.99	1.15	1.33	2423	51.38%	82.25%
In your experience with this class, [Field-Course] [Field-Title], during the current semester, how often did you do	1.00	4.00	1.73	0.93	0.86	2423	94.39%	45.19%

the following? - h. Used the Internet to work on an assignment									
In your experience with this class, [Field-Course] [Field-Title], during the current semester, how often did you do the following? - i. Used e-mail to communicate with your instructor	1.00	4.00	2.17	1.09	1.18	2423	85.60%	62.53%	
In your experience with this class, [Field-Course] [Field-Title], during the current semester, how often did you do the following? - j. Discussed grades or assignments with your instructor	1.00	4.00	2.05	1.00	0.99	2423	91.46%	61.29%	

In your experience with this class, [Field-Course] [Field-Title], during the current semester, how often did you do the following? - k. Talked about career plans with your instructor	1.00	4.00	2.70	1.15	1.32	2423	66.78%	77.51%
In your experience with this class, [Field-Course] [Field-Title], during the current semester, how often did you do the following? - l. Discussed ideas from your readings or class with your instructor outside of class	1.00	4.00	2.72	1.17	1.37	2423	64.75%	76.93%
In your experience with this class, [Field-Course]	1.00	4.00	2.01	0.91	0.84	2423	94.06%	64.55%

<p>[Field-Title], during the current semester, how often did you do the following? - m. Worked harder than you thought you could to meet the instructor's standards or expectations</p>								
<p>In your experience with this class, [Field-Course] [Field-Title], during the current semester, how often did you do the following? - n. Discussed ideas from the readings or class with others outside of class (students, family members, co-</p>	1.00	4.00	2.12	1.03	1.05	2423	88.61%	64.14%

workers, etc.)									
In your experience with this class, [Field-Course] [Field-Title], during the current semester, how often did you do the following? - o. Skipped class	1.00	4.00	3.57	0.84	0.70	2423	26.25%	94.02%	
In your experience with this class, [Field-Course] [Field-Title], during the current semester, how often did you do the following? - p. Received prompt feedback from your instructor about your performance	1.00	4.00	1.84	0.91	0.82	2423	94.30%	55.47%	

Q13 - (Optional) Mark your age.

#	Answer	%	Count
1	Under 18	9.12%	213
2	18 - 19	29.84%	697
3	20 - 21	19.35%	452
4	22 - 24	12.80%	299
5	25 - 29	11.94%	279
6	30 - 39	10.83%	253
7	40 - 49	4.28%	100
8	50 - 64	1.84%	43
9	65 +	0.00%	0
	Total	100%	2336

Field	Minimum	Maximum	Mean	Std Deviation	Variance	Count	Bottom 3 Box	Top 3 Box
(Optional) Mark your age.	1.00	8.00	3.47	1.78	3.16	2336	58.30%	6.12%

Q11 - Thinking about the current academic term how would you characterize your enrollment in this college?

#	Answer	%	Count
1	Full-time	61.90%	1495
2	Part-time	38.10%	920
	Total	100%	2415

Field	Minimum	Maximum	Mean	Std Deviation	Variance	Count	Bottom 3 Box	Top 3 Box
Thinking about the current academic term how would you characterize your enrollment in this college?	1.00	2.00	1.38	0.49	0.24	2415	100.00%	100.00%

Q12 - (Optional) Mark your sex.

#	Answer	%	Count
1	Male	30.94%	721
2	Female	69.06%	1609
	Total	100%	2330

Field	Minimum	Maximum	Mean	Std Deviation	Variance	Count	Bottom 3 Box	Top 3 Box
(Optional) Mark your sex.	1.00	2.00	1.69	0.46	0.21	2330	100.00%	100.00%

Q7 - My overall rating of this instructor, [Field-Instructor], is:

#	Answer	%	Count
1	Outstanding	63.74%	1540
2	Very good	26.16%	632
3	Satisfactory	7.74%	187
4	Unsatisfactory	2.36%	57
	Total	100%	2416

Field	Minimum	Maximum	Mean	Std Deviation	Variance	Count	Bottom 3 Box	Top 3 Box
My overall rating of this instructor, [Field-Instructor], is:	1.00	4.00	1.49	0.74	0.55	2416	97.64%	36.26%

Course



Too many values to display.

Answer	%	Count
ACCT-2301	0.74%	18
ACCT-2302	0.58%	14
ACNT-1303	0.21%	5
ACNT-1329	0.17%	4
AGRI-1315	0.04%	1
AGRI-1325	0.08%	2
AGRI-1415	0.50%	12
AGRI-2303	0.08%	2
AGRI-2322	0.08%	2
AGRI-2330	0.17%	4
ARTC-1305	0.17%	4
ARTC-1353	0.21%	5
ARTC-2305	0.08%	2
ARTC-2313	0.08%	2
ARTC-2335	0.12%	3
ARTS-1301	0.21%	5
BCIS-1305	3.22%	78
BIOL-1106	0.87%	21
BIOL-1107	1.11%	27
BIOL-1109	0.04%	1

BIOL-1306	0.91%	22
BIOL-1307	1.11%	27
BIOL-1309	0.04%	1
BIOL-1322	1.61%	39
BIOL-2101	1.94%	47
BIOL-2102	4.33%	105
BIOL-2120	3.88%	94
BIOL-2301	1.03%	25
BIOL-2302	2.02%	49
BIOL-2320	1.11%	27
BMGT-1327	0.29%	7
BMGT-2388	0.04%	1
BUSG-2309	0.37%	9
BUSI-1301	0.78%	19
BUSI-2301	0.62%	15
BUSI-2304	0.04%	1
CDEC-2307	0.04%	1
CETT-1409	0.12%	3
CHEM-1111	0.04%	1
CHEM-1311	0.04%	1
CJLE-1325	0.04%	1
CJSA-1348	0.17%	4
CJSA-1351	0.04%	1
CJSA-2388	0.12%	3
CNBT-1301	0.04%	1
CNBT-1346	0.04%	1
CNBT-1350	0.04%	1
CNBT-2317	0.04%	1
COSC-1330	0.12%	3
COSC-1336	0.04%	1
CRIJ-1301	0.17%	4
CRIJ-1306	0.21%	5

CRIJ-1307	1.03%	25
CRIJ-1313	0.45%	11
CRIJ-2301	0.04%	1
CRIJ-2313	0.17%	4
CRIJ-2314	0.45%	11
CRIJ-2328	0.17%	4
CRPT-1329	0.04%	1
CSME-1401	0.12%	3
CSME-1405	0.12%	3
CSME-1443	0.29%	7
CSME-1447	0.29%	7
CSME-1451	0.08%	2
CSME-1453	0.29%	7
CSME-2310	0.25%	6
CSME-2343	0.25%	6
CSME-2401	0.12%	3
CSME-2439	0.04%	1
CSME-2441	0.12%	3
DAAC-2307	0.25%	6
DHYG-1211	0.12%	3
DHYG-1227	0.12%	3
DHYG-1261	0.04%	1
DHYG-1319	0.12%	3
DRAM-2367	0.08%	2
ECON-2301	2.68%	65
ECON-2302	5.32%	129
EDUC-1100	1.77%	43
EDUC-1301	0.21%	5
EDUC-2301	0.12%	3
EMSP-1160	0.12%	3
EMSP-1166	0.41%	10
EMSP-1501	0.17%	4

EMSP-2243	0.41%	10
EMSP-2330	0.41%	10
EMSP-2434	0.41%	10
ENGL-0300	0.54%	13
ENGL-0301	0.50%	12
ENGL-0315	0.58%	14
ENGL-0316	0.70%	17
ENGL-0319	0.04%	1
ENGL-0320	0.29%	7
ENGL-1301	2.23%	54
ENGL-1302	6.48%	157
ENGL-2323	0.91%	22
ENGL-2328	0.99%	24
ENGL-2332	0.33%	8
ENGL-2333	0.50%	12
ESOL-0310	0.17%	4
Too many rows for PDF export, try exporting to Word or CSV		

Q15 - (Optional) What is your race? Mark one or more races that you consider yourself to be.

#	Answer	%	Count
1	American Indian or Alaska Native	4.46%	87
2	Asian	2.26%	44
3	Black or African American	9.65%	188
4	Native Hawaiian or Other Pacific Islander	0.87%	17
5	White	82.76%	1613
	Total	100%	1949

Field	Minimum	Maximum	Mean	Std Deviation	Variance	Count	Bottom 3 Box	Top 3 Box
(Optional) What is your race? Mark one or more races that you consider yourself to be.	1.00	5.00	4.55	1.05	1.11	1949	16.37%	93.28%

Q9 - Please provide comments about this instructor or course [Field-Instructor], [Field-Course] [Field-Title]:

Please provide comments about this instructor or course [Field-Instructor],...
Great Course
Great Course
Clinical time is some of the best things to look forward in these course class. The nurses and paramedics were very nice and provided a lot of knowledge and guidance. Also just fun seeing new things to come in this job field.
As long as you study,put forth effort, and listen to Travis Hunters teachings and methods, you will have a great chance in being prepared and equipped in passing and getting your national certification.
I could not have any other better teacher than Travis himself.
Thanks for everything.
Satisfactory
A lot of information to read about and use critical thinking in real-life situations in regards to emergency responses - medical wise.
Instructor is satisfactory.
Mrs. Moran is a great instructor. She is kind to students and goes with the flow in a environment that can get very stressful.
Mrs. Farmer is a great instructor. She is always there for you. She wants you to be successful and does everything that she can to help. I have learned a lot from her this semester and I admire her greatly.
Mrs. Williams did not know the material presented, read off of powerpoints, and did very little to teach the class where it was understandable. She said she was available to us but emails were rarely returned and grades were posted a week out from a test or we had to see her during her office hours, when other instuctors posted our grades the same day or the next day after a test. She was out several times due to illness or family issues and scheduled makeup class time at the last minute and expected us to rearrange our shedules at the last minute.
Dr. Orr is a great instructor and director of the dental hygiene program.
Was available and clear about expectations, advice to complete work.
She has nice hair
she has nice hair
Ms. Meacham was a very hands on teacher and always tried to help us in anyway possible
she is a good teacher
Great!
She teaches the material very well and makes sure everyone understands it.
She is a very good teacher and very fun.
she helped me understand more about the medical field.
She was a good teacher and helped me understand more about the medical field.

I enjoyed learning new things that will help in my career later on in life
It was fun and challenging all at the same time.
Good Course
This class has prepared me for my following studies. I feel ready for health science II.
This is a very good introductory course for the Health Science classes and even hosa program
Help me learn new things about the medical course. Provided new ways of teaching the whole class.
She is sweet and kind. She is absolutely a great teacher , its easy to understand her and know what she's talking about. She has a good explanation for everything.
I like the corse and Ms. Meacham is an good teacher for it. she has shared some really awesome stories about the medical field. she was also made us look deeper into the careers we want to follow
Was very patient but some days had a bit of an attitude. Class could have had more discussions. Most discussions happened during presentations for research papers. Other than that very good class and I would recommend it to others.
She did her job correctly and taught everyone in the class the required information to pass and excel in any course they plan to take in the future pertaining to the medical field in any way. The rest is up to the students.
She is a wonderful person, and teacher. She needs to be a little more clear, and patient at times... but other than that, she's great.
She was a very good teacher and I enjoyed this class so much and im glad I took it.
she is a great teacher and tries her best to help the students keep their grade up
This class was very helpful my career plans after graduation.
I learned a lot form this course and it has made my dream to become an RN much clearer.
Very good instructor, I learned a lot and had so much fun in this class.
Ms. Meacham is a wonderful teacher and helped me learn a lot during my junior year. The only downfall to this course if that the classroom is freezing on most days.
SHE KNOWS REAL LIFE SITUATIONS AND STORIES AND MAKES IT MORE ENTERTAINING TO LISTEN AND SHOWS THAT SHE ACTUALLY KNOWS THE INFORMATION.
Explained the objectives well, and knows her information.
the nursing program instructors were unprofessional, and seemed like they did not care if we passed or failed. The instructors did not teach, they just made us read out loud like we were in High school again. I can do that myself at home. I'm not paying for them to read to me, I am paying for them to teach. Somebody came in to observe how the instructors were "teaching", and all of a sudden just for that one moment, they started teaching, but as soon as that person left, it went back to reading out loud and not teaching. The director even said, and I am quoting her, "Don't think that we can't fail you because as long as one of you graduates and passes the NCLEX, we are still at 100%." That is all they care about is the 100% on the NCLEX, and not how many students graduate. They also made several comments about grades to other fellow students without telling the whole class, they favored other students and the treatment was not consistent. Many inappropriate statements were made by the male instructor towards other students that could be considered flirting or harassment.
I cannot rate the "teachers" for the nursing program outstanding or very good. Their teaching was very poor. The nursing program started off with 31 students and is down to 13. The nursing program instructors were unprofessional, and seemed like they did not care if we passed or failed. The instructors did not teach, they just made us read out loud like we were in High school again. I can do that myself at home. I'm not paying for them to read to me, I am paying for them to teach. Somebody came in to observe how the instructors were "teaching", and all of a sudden just for that one moment, they started teaching, but as soon as that person left, it went back to reading out loud and not teaching. The director even said, and I am quoting her, "Don't think that we can't fail you

because as long as one of you graduates and passes the NCLEX, we are still at 100%." That is all they care about is the 100% on the NCLEX, and not how many students graduate. They also made several comments about grades to other fellow students without telling the whole class, they favored other students and the treatment was not consistent. Many inappropriate statements were made by the male instructor towards other students that could be considered flirting or harassment.

I cannot rate the "teachers" for the nursing program outstanding or very good. Their teaching was very poor. The nursing program started off with 31 students and is down to 13. The nursing program instructors were unprofessional, and seemed like they did not care if we passed or failed. The instructors did not teach, they just made us read out loud like we were in High school again. I can do that myself at home. I'm not paying for them to read to me, I am paying for them to teach. Somebody came in to observe how the instructors were "teaching", and all of a sudden just for that one moment, they started teaching, but as soon as that person left, it went back to reading out loud and not teaching. The director even said, and I am quoting her, "Don't think that we can't fail you because as long as one of you graduates and passes the NCLEX, we are still at 100%." That is all they care about is the 100% on the NCLEX, and not how many students graduate. They also made several comments about grades to other fellow students without telling the whole class, they favored other students and the treatment was not consistent. Many inappropriate statements were made by the male instructor towards other students that could be considered flirting or harassment.

I cannot rate the "teachers" for the nursing program outstanding or very good. Their teaching was very poor. The nursing program started off with 31 students and is down to 13. The nursing instructors were unprofessional, and seemed like they did not care if we passed or failed. The instructors did not teach, they just made us read out loud like we were in High school again. I can do that myself at home. I'm not paying for them to read to me, I am paying for them to teach. Somebody came in to observe how the instructors were "teaching", and all of a sudden just for that one moment, they started teaching, but as soon as that person left, it went back to reading out loud and not teaching. The director even said, and I am quoting her, "Don't think that we can't fail you because as long as one of you graduates and passes the NCLEX, we are still at 100%." That is all they care about is the 100% on the NCLEX, and not how many students graduate. They also made several comments about grades to other fellow students without telling the whole class, they favored other students and the treatment was not consistent. Many inappropriate statements were made by the male instructor towards other students that could be considered flirting or harassment.

I cannot rate the "teachers" for the nursing program outstanding or very good. Their teaching was very poor. The nursing program started off with 31 students and is down to 13. The nursing instructors were unprofessional and seemed like they did not care if we passed or failed. The instructors did not teach, they just made us read out loud like we were in High school again. I can do that myself at home. I'm not paying for them to read to me, I am paying for them to teach. Somebody came in to observe how the instructors were "teaching", and all of a sudden just for that one moment, they started teaching, but as soon as that person left, it went back to reading out loud and not teaching. The director even said, and I am quoting her, "Don't think that we can't fail you because as long as one of you graduates and passes the NCLEX, we are still at 100%." That is all they care about is the 100% on the NCLEX, and not how many students graduate. They also made several comments about grades to other fellow students without telling the whole class, they favored other students and the treatment was not consistent. Many inappropriate statements were made by the male instructor towards other students that could be considered harassment.

The course material is out of date for today's Excel times. The instructor was not helpful the sparse emails that were sent were not helpful to the material that was given. When asked how to improve, the feedback was not helpful and was given an email to promote his book that had nothing to do with the statistics class we were involved in. When worried about my grade or when an issue would come up all I would get for correspondence was the lowest grades would be dropped and do not worry about it. Through out the entire class I was averaging a 65% when the final grade is given it is a 57%. The lowest grades were not dropped. So therefore, the instructor lied about the dropping of the lowest grades.

Did very well. less packets and more daily grades.

was very fun, and learned a lot of new things.

Very clear, simple, not too hard, but to the point. Easy if you pay attention.
yes
adequate
an adequate pre-cursor to Health Science 2
I've been taught many things that I never knew before in my life. I'm very grateful to have this person teach me as my instructor.
good teacher
fdkhguwehrujiw
It was good
Ms. Meacham has been very supportive this year to everyone of her students and has provided assistance if needed. She has a very positive attitude and wants the best for her students.
This is definitely a class in which you must be interested in to be engaged. I personally love to learn about the objectives taught, so yes I enjoyed this course.
sick af
INSANE, but awesome
Good course that helped pave a medical path in my college life
Course was very well for our grade level!
This course is a somewhat hands on course and requires a lot of listening and participation, and hard work to be able to understand what is being taught. It's a class that you need to stay focused on and not play around in , but with an instructor like Ms. Meacham, it's all worth it!
Ms. Meacham has provided all the information to allow myself to succeed within her class.
Good instructor discussed all necessary information in a adequate manner.
very good
VERY GOOD
a very good teacher she was hard on us and we all needed that to be exposed to what college is going to be like
She is a good teacher
Learned a lot in this course, Meacham taught it well.
MS MEACHAM IS A VERY GOOD INSTRUCTURE WHO TAKES THE TIME TO ENGAGE THE STUDENTS IN LEARNING
She was very helpful when I needed assistance. Was always there to help out whenever needed. Taught lessons in a orderly fashion and gave lectures to help us further understand the subject.
She is VERY good about getting points across and was extremely helpful when I needed it.
She helped when needed and always explained well enough too understand the subject.
She's a great teacher with an outstanding personality
No comment
Great teaching. Keeps you laughing yet on track.

SHE WAS A VERY HELPFUL INSTRUCTOR.

Mrs. Meacham was a very helpful and understanding teacher.

This course was a very helpful introduction into health science and helped me decide that this is what I would like to continue to learn about.

Ms. Meacham is an excellent teacher and always answered our questions. Also a very helpful, confident teacher.

helpful teacher

Ms. Meacham was an excellent instructor. she could answer all the questions we had to ask and showed how to do certain things.

History is hard for me to learn, but Mr. Gabehart really made things easier for us to learn. I learned new things that really will help me next year.

I learned alot, now i am able to write essays in a shorter time and also be able to read without having to stop and find where i was at.

Ok

There were times that the course material was difficult to understand and even though the book gave reference to the use of technology it did not help very much with understanding different technology, the instructor did not clearly make demonstrations on how to compete the work on different calculators like for instance, I used a TI 84+C calculator the only resources I had at my disposal which were not always very clear was the manual for the calculator which mind you is extremely long and full of a lot of unnecessary information that did not aid me in this course which I felt that being that my instructor is a MATH major I would have expected to include some sort of manual on blackboard with the use of different TI calculators, despite the fact my instructor responded quickly to my questions he did not exactly help me with solving a problem instead he sent an email only showing the question but not the means of finding an answer. I appreciate the fact the instructor was lenient in providing this course online but being that we don't have the same learning environment that those fortunate enough to have in a face to face discussion have I feel that my success in understanding this course may have been better if the instructor provided instructions on how to use a variety of calculators to come to a solution for a problem on not just "use technology" which did not help one bit.

.

As an Instructor, Stacy Slaten is very poor when it comes to the online course. I was very disappointed whenever we were having to take Exam #2 for Chapters 5-12 but yet all the assignments and discussions that were being covered was over Chapters 1-4. To make matters worse on this Exam, Ms. Slaten already made it blatantly clear at the beginning of the semester along with her syllabus that no late work was to be accepted for Exams or Discussions, but yet on the Sunday following the Friday the Exam was already supposed to be submitted, Ms. Slaten sent out an e-mail to all the students stating if they had not submitted the test yet that she did extend the due date 1 week. This was completely outrageous for the students who made sure to complete assignments on time and if this was the case then for those that did their due diligence should have had a second opportunity to re-take the test. After e-mailing Ms. Slaten this with no success for any compensation to those who took care of their assignment as they should, I looked again on the calendar for assignments that were due and found that Ms. Slaten had yet again extended the due date for Exam #2 another week but this time without any notice or e-mail that I had received. Ms. Slaten would only give feedback to some students but not to all on assignments and I would have greatly appreciated the feedback as to why I did not receive a higher grade or what I needed to change in order to achieve it on the next assignment. The next disappointment was when Ms. Slaten had an assignment due during Spring Break, in which after all the time I have been going to Howard College she has been the only instructor that did not honor this vacation period. Lastly, I was very frustrated to find that my final essay that was the final exam had only made a 95 but yet again no feedback was given nor any grademarks showing where I had made errors to receive that grade.

Mr. Hobbs is just a excellent instructor. His classes are not easy, but I did learn a lot. I would shorten the amount of question on the midterm and final exams; 50 questions on each is plenty. Overall no complainants; he answers questions in a timely manner, gives feedback and work with the students. He is also open minded; all teachers

should be open minded, because no student is the same, but may bring something unique to the table. Keep being you Mr. Hobbs.

Christa is a great teacher! I cannot lie though; this course is extra hard. I worked extra hard just to complete my assignments. In the end; I learned how to adapt and manage time better. Christa all of your handouts and notes were helpful; the notes on mymathlab were difficult and to draw out. I had to learn how to use a calculator; otherwise I would have failed your class. Keep being helpful, positive and encouraging your students that they can complete your courses. I wish you the best of luck in all that you do, thank you again for your dedication to us.

Diane, was very helpful and opened minded. I enjoyed getting to learn new life and education skills. Her feedback was excellent and motivated to me to keep striving to reach my goals in life. Diane is a great teacher; the course was harder that I thought it would be, but I enjoyed every bit of it. I wish you the best of luck in all that you do; keep being understanding and kind.

Stacy, was a great teacher. She is open minded and kind; this helps us students not only learn better, but develop as students and individuals. I loved the Raku class; it was great, I am looking forward to doing it again! Stacy keep being you; you are a great teacher!

The questions on the assignment part of the lab and on the multiple choice questions did not always match up with the lab that we conducted. Overall Mr. Hobbs was an excellent teacher; he is open minded, kind and answers my questions quickly. Thank you Mr. Hobbs; I wish you the best of luck in all that you do.

Very insightful and always took time to help when help was needed. An excellent teacher

Thank you for the skills imparted to me this semester

my instructor is a very awesome guy, I felt very comfortable with him in class.

Professor Hall is there to help when he is need. I enjoyed taking this class knowing the fact that he was there to help.

Amazing professor have take him for my histories classes, and recommend him for other students.

LOVE THIS CLASS THINKING THAT THIS IS A CARROR IN THE MAKEING.

Too many rows for PDF export, try exporting to Word or CSV

Today


No results to show

Answer	%	Count
Total	100%	0

Q8 - My overall rating of this course, [Field-Course] [Field-Title], is:

#	Answer	%	Count
1	Outstanding	47.06%	1137
2	Very good	39.45%	953
3	Satisfactory	11.30%	273
4	Unsatisfactory	2.19%	53
	Total	100%	2416

Field	Minimum	Maximum	Mean	Std Deviation	Variance	Count	Bottom 3 Box	Top 3 Box
My overall rating of this course, [Field-Course] [Field-Title], is:	1.00	4.00	1.69	0.76	0.57	2416	97.81%	52.94%

Instructor



Too many values to display.

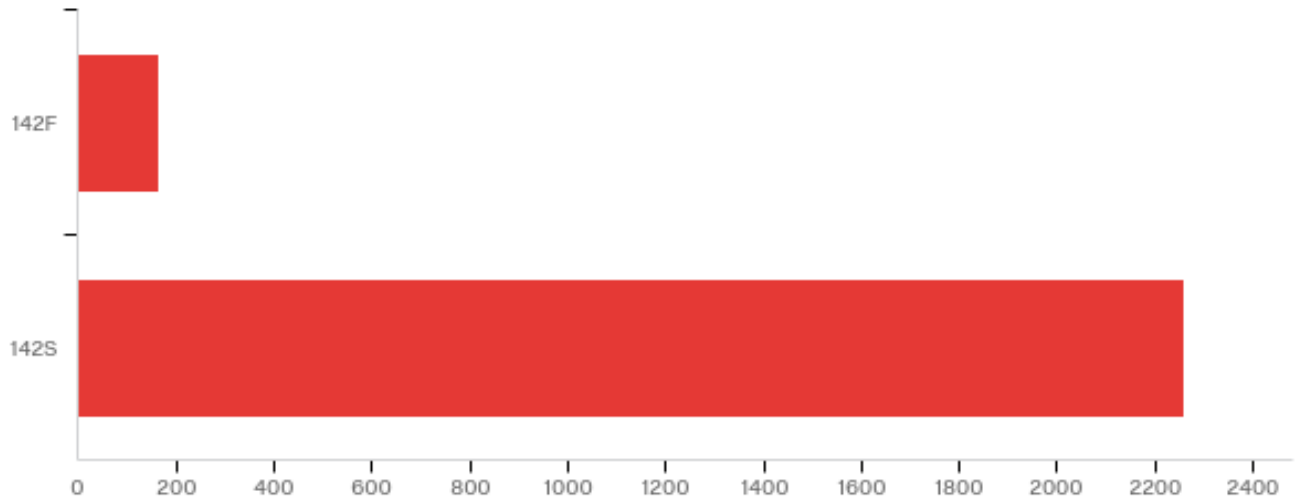
Answer	%	Count
Adkins, Lila G.	1.98%	48
Allen, Gerald S	0.12%	3
Averette, Chad	0.08%	2
BS VNSG Faculty	0.04%	1
Barnhill, Greg L	0.17%	4
Berry, Cash R	0.91%	22
Boyd, Elizabeth	0.04%	1
Callan, Pam	0.95%	23
Christo Leonard	0.08%	2
Clark,Andre L	0.12%	3
Coffman, Christa	0.08%	2
Crockett, Rita	1.94%	47
Davidson, Kirk	0.08%	2
DePauw,James	0.12%	3
Dudley C Travis	0.50%	12
Dunagan Carah	0.50%	12
Ebeling, Carla	0.08%	2
Faison, David	0.04%	1
Farmer, Jeri D.	0.12%	3
Fisher,John	1.32%	32

Fitts, Robin	1.28%	31
Franklin, Odis	0.12%	3
Froman, Jason	0.04%	1
Gabehart,Greg	0.12%	3
Gierke,Diane S	0.25%	6
Glasgow, Amanda	0.99%	24
Guevara, Daniel	2.72%	66
Gutierrez, Tish	3.55%	86
Hall, Jay	0.33%	8
Hansen, Kinsey	1.73%	42
Harrold, Carla	6.27%	152
Hays, Annessa L	3.59%	87
Hensley, Lilli	0.12%	3
Hernandez, Nancy	0.17%	4
Hernandez, Ruben	0.04%	1
Hickam,Richard	0.08%	2
Hidalgo,Keith	1.40%	34
Higgins, Jenee	2.85%	69
Hobbs, Steven	0.29%	7
Houser, Miranda	2.93%	71
Hubbard, Lanna	2.23%	54
Hunter,Travis	1.94%	47
Jenkins,Randall	0.17%	4
Keeney, Linda L.	0.08%	2
Kelly-Anderson,A	0.04%	1
Kiley, Dan	0.04%	1
King Vanessa	0.25%	6
Kirgis, Lauri	0.70%	17
Kountz, Van	0.37%	9
Lindsey-Hicks, W	0.04%	1
Logsdon, Larry	1.07%	26
Lopez, John	0.66%	16

MacKenzie, Erin	5.78%	140
Magee, John	0.12%	3
Marino, Linda	0.87%	21
Marquez, Raul	0.21%	5
Martinez, Heidi	0.12%	3
McIntosh, Ken	0.04%	1
McKinnon, Annie	5.78%	140
McMahon,Billy J	0.04%	1
Meacham Vickie	2.77%	67
Moran, Krista	0.04%	1
Nielsen Roger	0.33%	8
Nix,Terri J	1.53%	37
OConnell, Jordan	3.05%	74
Orr, David	0.12%	3
Overton, John	0.54%	13
Owens Brandon	0.95%	23
Padilla, Maria	0.91%	22
Paige, Annette	1.07%	26
Parsons, Gwen H	0.33%	8
Patterson, Jenni	0.99%	24
Patterson,Jeffre	0.21%	5
Payson, Steve	0.37%	9
Peterson,Kirk	1.11%	27
Presley, Randall	0.29%	7
Roberts, Joey D.	1.77%	43
Rodriguez Scarle	1.32%	32
SA VNSG Faculty	1.57%	38
Schmidt, Margare	0.29%	7
Skelton, David	0.08%	2
Slaten, Stacy	0.21%	5
Sparks, Danny	0.08%	2
Stewart, Homer C	0.04%	1

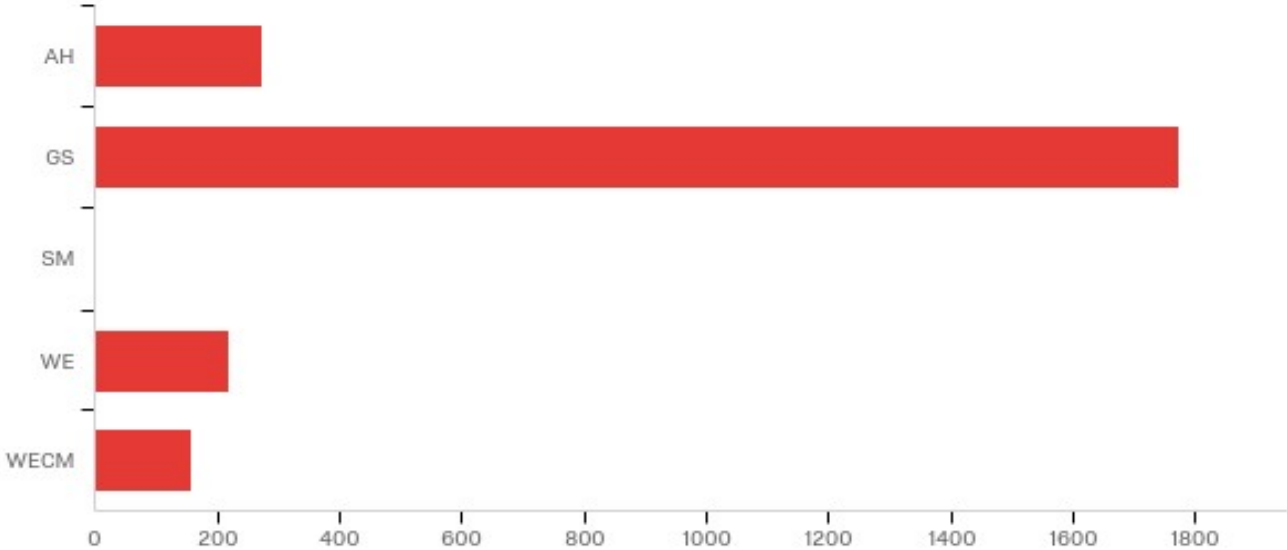
Strickland,Susan	0.04%	1
Tan, Cheng Pheng	1.16%	28
Tan,Tantika	0.25%	6
Tinsley, Mary D	1.28%	31
Tipton, Frank	0.91%	22
Treadwell Nancy	2.43%	59
Trubenstein, Mic	1.28%	31
Tune, Tommy W.	0.04%	1
VanPelt, Deborah	0.21%	5
Villarreal Rich	0.08%	2
Wakefield, Steph	0.17%	4
Walker, Barbara	3.38%	82
Welch, Suzi	0.21%	5
Westlund, Lisa	0.70%	17
Whipple, Janice	0.78%	19
Whitford Erin	4.21%	102
Too many rows for PDF export, try exporting to Word or CSV		

Term



Answer	%	Count
142F	6.81%	165
142S	93.19%	2258
Total	100%	2423

Div



Answer	%	Count
AH	11.27%	273
GS	73.26%	1775
SM	0.04%	1
WE	9.00%	218
WECM	6.44%	156
Total	100%	2423

First



Too many values to display.

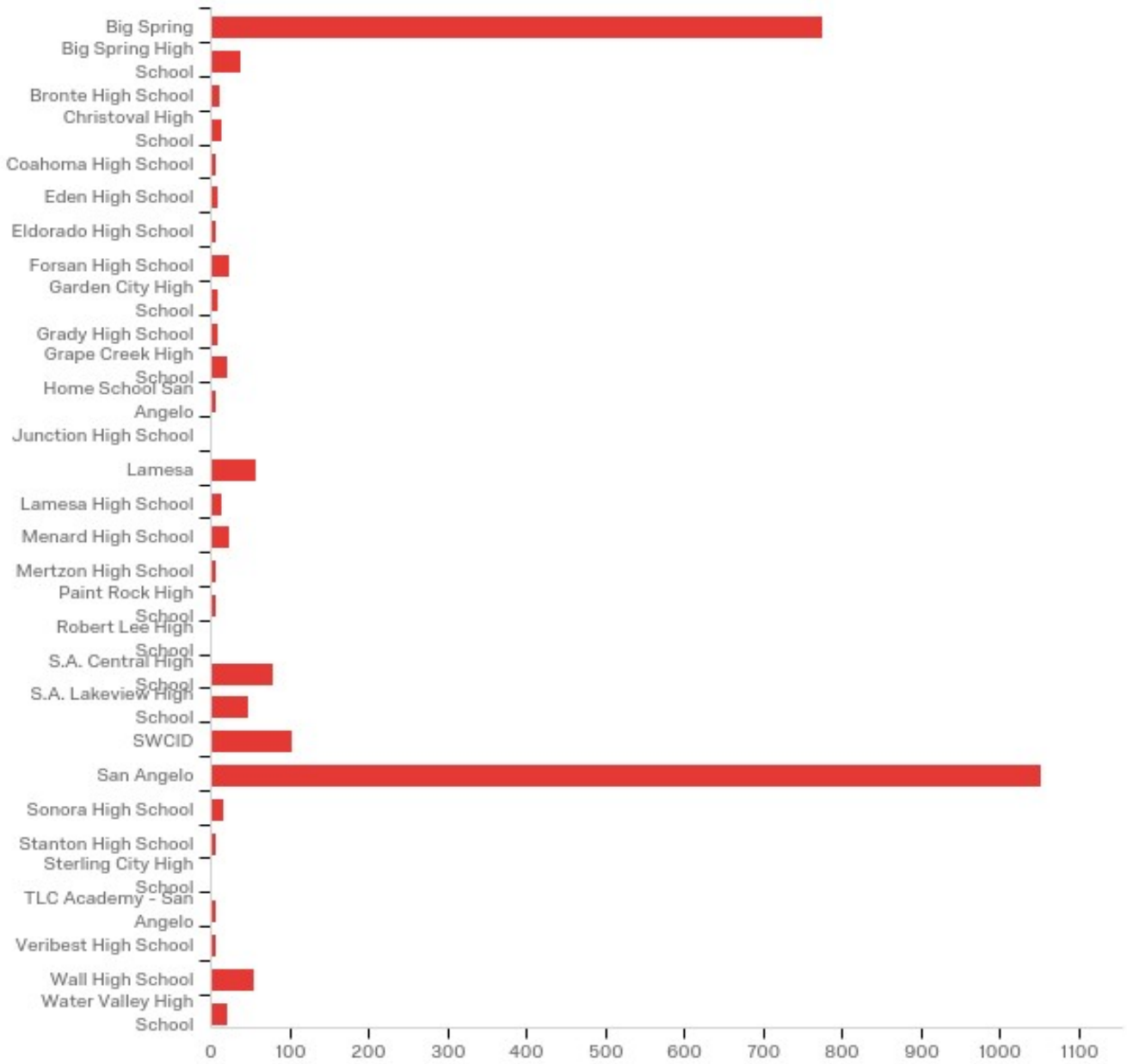
Answer	%	Count
Aaron	0.21%	5
Abby	0.17%	4
Abdul	0.08%	2
Abelardo	0.08%	2
Abigail	0.33%	8
Abigayle	0.04%	1
Adan	0.04%	1
Addison	0.08%	2
Adedamola	0.08%	2
Adel	0.12%	3
Adrian	0.21%	5
Adriana	0.12%	3
Adrianna	0.12%	3
Ahmed	0.08%	2
Aimee	0.08%	2
Akinlolu	0.12%	3
Alberto	0.04%	1
Alec	0.08%	2
Alejandra	0.04%	1
Alejandro	0.08%	2

Alexa	0.04%	1
Alexander	0.04%	1
Alexandra	0.17%	4
Alexandria	0.08%	2
Alexia	0.04%	1
Alexis	0.21%	5
Alexus	0.12%	3
Alfonso	0.08%	2
Ali	0.08%	2
Alia	0.04%	1
Alice	0.04%	1
Alicia	0.21%	5
Alicyn	0.04%	1
Alisha	0.12%	3
Alissa	0.04%	1
Allie	0.08%	2
Allison	0.21%	5
Allyson	0.08%	2
Alma	0.25%	6
Alyssa	0.12%	3
Amanda	0.41%	10
Amber	1.03%	25
Amberly	0.12%	3
Ambree	0.08%	2
Amy	0.17%	4
Ana	0.04%	1
Anahi	0.04%	1
Analisa	0.12%	3
Analysisia	0.04%	1
Anastacia	0.08%	2
Andre	0.08%	2
Andrea	0.25%	6

Andres	0.04%	1
Andrew	0.25%	6
Angel	0.08%	2
Angela	0.17%	4
Angelica	0.33%	8
Angelo	0.04%	1
Angil	0.08%	2
Ann	0.04%	1
Anna	0.08%	2
Annabell	0.17%	4
Annabelle	0.04%	1
Annastasia	0.04%	1
Annetta	0.04%	1
Annie	0.04%	1
Anthony	0.17%	4
Antonio	0.41%	10
Anyque	0.17%	4
Anyssa	0.04%	1
April	0.50%	12
Aprille	0.04%	1
Arden	0.04%	1
Ariel	0.08%	2
Arielle	0.04%	1
Arron	0.04%	1
Arturo	0.04%	1
Asheley	0.04%	1
Ashlee	0.08%	2
Ashley	1.61%	39
Ashlie	0.04%	1
Ashly	0.17%	4
Ashlyn	0.04%	1
Aston	0.12%	3

Astrid	0.04%	1
Atalie	0.12%	3
Aubrey	0.04%	1
Aubry	0.08%	2
Austin	0.21%	5
Avniben	0.04%	1
Ayanna	0.04%	1
Ayla	0.04%	1
Azalea	0.04%	1
Bailey	0.12%	3
Baillie	0.04%	1
Baily	0.08%	2
Barbara	0.08%	2
Baylie	0.08%	2
Beau	0.12%	3
Becky	0.17%	4
Too many rows for PDF export, try exporting to Word or CSV		

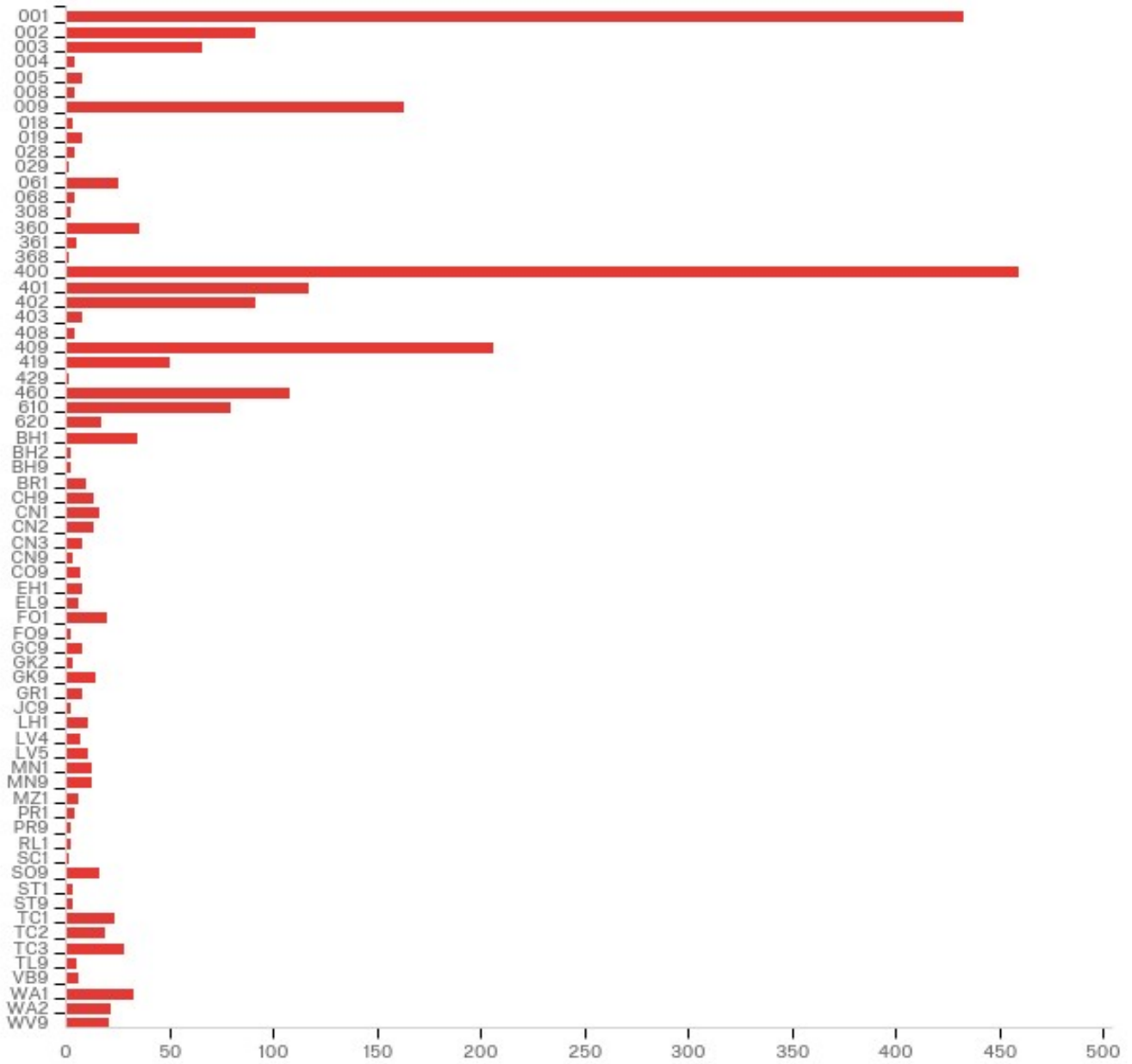
HC



Answer	%	Count
Big Spring	32.03%	776
Big Spring High School	1.57%	38
Bronte High School	0.41%	10
Christoval High School	0.54%	13
Coahoma High School	0.29%	7
Eden High School	0.33%	8

Eldorado High School	0.25%	6
Forsan High School	0.91%	22
Garden City High School	0.33%	8
Grady High School	0.33%	8
Grape Creek High School	0.83%	20
Home School San Angelo	0.29%	7
Junction High School	0.08%	2
Lamesa	2.31%	56
Lamesa High School	0.58%	14
Menard High School	0.99%	24
Mertzon High School	0.25%	6
Paint Rock High School	0.25%	6
Robert Lee High School	0.08%	2
S.A. Central High School	3.22%	78
S.A. Lakeview High School	1.94%	47
SWCID	4.25%	103
San Angelo	43.42%	1052
Sonora High School	0.66%	16
Stanton High School	0.25%	6
Sterling City High School	0.04%	1
TLC Academy - San Angelo	0.21%	5
Veribest High School	0.25%	6
Wall High School	2.27%	55
Water Valley High School	0.87%	21
Total	100%	2423

Sec



Answer	%	Count
001	17.87%	433
002	3.76%	91
003	2.72%	66
004	0.17%	4
005	0.33%	8
008	0.17%	4

009	6.73%	163
018	0.12%	3
019	0.33%	8
028	0.17%	4
029	0.04%	1
061	1.03%	25
068	0.17%	4
308	0.08%	2
360	1.44%	35
361	0.21%	5
368	0.04%	1
400	18.94%	459
401	4.83%	117
402	3.76%	91
403	0.33%	8
408	0.17%	4
409	8.50%	206
419	2.06%	50
429	0.04%	1
460	4.46%	108
610	3.26%	79
620	0.70%	17
BH1	1.40%	34
BH2	0.08%	2
BH9	0.08%	2
BR1	0.41%	10
CH9	0.54%	13
CN1	0.66%	16
CN2	0.54%	13
CN3	0.33%	8
CN9	0.12%	3
CO9	0.29%	7

EH1	0.33%	8
EL9	0.25%	6
FO1	0.83%	20
FO9	0.08%	2
GC9	0.33%	8
GK2	0.12%	3
GK9	0.58%	14
GR1	0.33%	8
JC9	0.08%	2
LH1	0.45%	11
LV4	0.29%	7
LV5	0.45%	11
MN1	0.50%	12
MN9	0.50%	12
MZ1	0.25%	6
PR1	0.17%	4
PR9	0.08%	2
RL1	0.08%	2
SC1	0.04%	1
SO9	0.66%	16
ST1	0.12%	3
ST9	0.12%	3
TC1	0.95%	23
TC2	0.78%	19
TC3	1.16%	28
TL9	0.21%	5
VB9	0.25%	6
WA1	1.36%	33
WA2	0.91%	22
WV9	0.87%	21
Total	100%	2423

SecondEmail



Too many values to display.

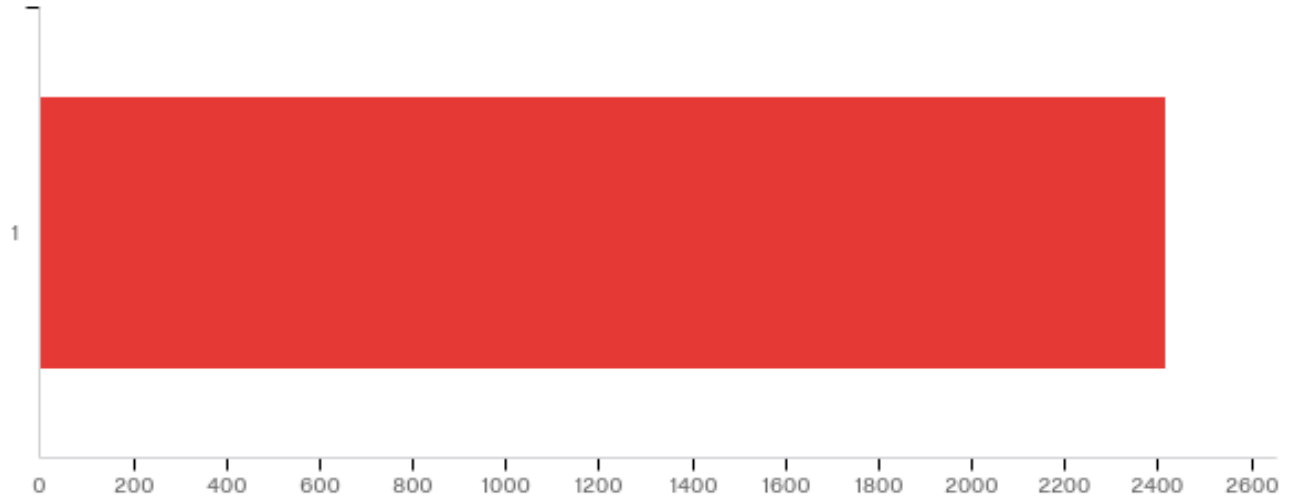
Answer	%	Count
03170@myhc.us	0.04%	1
1223miller@gmail.com	0.04%	1
432Lexus@gmail.com	0.12%	3
9-slasater@hotmail.com	0.08%	2
AAguilera1240@myhc.us	0.04%	1
AAllison5480@myhc.us	0.04%	1
AAraujo4250@myhc.us	0.04%	1
AArmentrout7510@myhc.us	0.04%	1
ABaranowski3780@myhc.us	0.04%	1
ABeasley3690@myhc.us	0.04%	1
ABingham2070@myhc.us	0.04%	1
ABradford1020@myhc.us	0.04%	1
ABuenrostro6670@myhc.us	0.04%	1
ACapuchina7490@myhc.us	0.04%	1
ACastillo6610@myhc.us	0.04%	1
ACevallos1210@myhc.us	0.04%	1
ADavis1500@myhc.us	0.21%	5
ADoss7880@myhc.us	0.25%	6
ADuarte7270@myhc.us	0.04%	1
AFuentes6070@myhc.us	0.04%	1

AGarzia5490@myhc.us	0.08%	2
AGutierrez7040@myhc.us	0.12%	3
AHicks6210@myhc.us	0.08%	2
AJohnson4770@myhc.us	0.04%	1
AJones3040@myhc.us	0.08%	2
AKnighton7740@myhc.us	0.08%	2
AKnox4740@myhc.us	0.04%	1
ALEXANDRAPEREZ2005@YAHOO.COM	0.12%	3
ALozano7670@myhc.us	0.04%	1
ALuckey23@me.com	0.12%	3
ALugo4490@myhc.us	0.08%	2
AMBERLY.FARISS@YAHOO.COM	0.12%	3
AMayfield3350@myhc.us	0.04%	1
AMertz3230@myhc.us	0.04%	1
AMorales1500@myhc.us	0.12%	3
ANDYBLANTON1991@GMAIL.COM	0.04%	1
ANunez3280@myhc.us	0.04%	1
APape7860@myhc.us	0.08%	2
APortocarrero2320@myhc.us	0.12%	3
ARafaella9042@myhc.us	0.17%	4
ARamirez1020@myhc.us	0.04%	1
ARamirez3620@myhc.us	0.04%	1
AREid1790@myhc.us	0.04%	1
ARitchie1550@myhc.us	0.12%	3
ARivas7470@myhc.us	0.04%	1
ARodriguez4610@myhc.us	0.08%	2
ARuiz5820@myhc.us	0.04%	1
ASHLEY_47119@YAHOO.COM	0.17%	4
ASanchez2170@myhc.us	0.04%	1
ASanchez5200@myhc.us	0.04%	1
AShipman4520@myhc.us	0.04%	1
ASlaughter3550@myhc.us	0.04%	1

ASpradling2360@myhc.us	0.08%	2
ATorres3150@myhc.us	0.04%	1
AVargas1240@myhc.us	0.04%	1
AWard6540@myhc.us	0.08%	2
AWhite3960@myhc.us	0.04%	1
AaronaK12@gmail.com	0.04%	1
AgapRPB@hotmail.com	0.04%	1
Alex.Zavala14@yahoo.com	0.04%	1
Annie_mea@yahoo.com	0.04%	1
Antonio_3649@yahoo.com	0.04%	1
Austindouglas55@yahoo.com	0.04%	1
BAdcock1050@myhc.us	0.04%	1
BBalderas3200@myhc.us	0.04%	1
BBlocker4050@myhc.us	0.04%	1
BCarisle1890@myhc.us	0.04%	1
BCline7110@myhc.us	0.04%	1
BCobos6530@myhc.us	0.04%	1
BFalcon4750@myhc.us	0.17%	4
BHuapillaGonzalez6940@myhc.us	0.04%	1
BHuff4050@myhc.us	0.04%	1
BLUEEYEDBEAUTY007@GMAIL.COM	0.04%	1
BLane1510@myhc.us	0.08%	2
BLopez6510@myhc.us	0.04%	1
BMayo1590@myhc.us	0.08%	2
BMendoza6920@myhc.us	0.04%	1
BOBBYHATCHER21@GMAIL.COM	0.04%	1
BPatel5550@myhc.us	0.17%	4
BRIAN.AMADOR1410@GMAIL.COM	0.12%	3
BRaspberry87@gmail.com	0.04%	1
BRiggins1430@myhc.us	0.04%	1
BSanchez2070@myhc.us	0.08%	2
BUGGY2752@YAHOO.COM	0.08%	2

BWilliams2910@myhc.us	0.04%	1
Baily.Balderas@gmail.com	0.08%	2
Belinda-Vee@hotmail.com	0.04%	1
BenChapa69@gmail.com	0.04%	1
Biggs.Marina@yahoo.com	0.04%	1
Brenda.Aragon.TSD@gmail.com	0.04%	1
Brodiaz2002@yahoo.com	0.04%	1
CBiddison2380@myhc.us	0.04%	1
CBrewer2070@myhc.us	0.04%	1
CByrd7240@myhc.us	0.08%	2
CDaniel3740@myhc.us	0.04%	1
CEastham3230@myhc.us	0.08%	2
CFierro5730@myhc.us	0.12%	3
CGarza3910@myhc.us	0.08%	2
CGibson2220@myhc.us	0.04%	1
CGriego6960@myhc.us	0.04%	1
Too many rows for PDF export, try exporting to Word or CSV		

Complete



Answer	%	Count
1	100.00%	2415
Total	100%	2415

ExternalDataReference



Too many values to display.

Answer	%	Count
102003773	0.12%	3
102004286	0.04%	1
102006646	0.04%	1
103007795	0.17%	4
104003491	0.08%	2
105000545	0.04%	1
105000733	0.04%	1
105005500	0.04%	1
106003341	0.08%	2
106006703	0.08%	2
108003767	0.04%	1
108005603	0.08%	2
108009503	0.04%	1
109001109	0.04%	1
110005048	0.04%	1
111001835	0.08%	2
111003361	0.04%	1
111006399	0.12%	3
112004684	0.04%	1
113001084	0.08%	2

114007506	0.08%	2
114007922	0.17%	4
114009583	0.04%	1
114009678	0.04%	1
115003207	0.04%	1
115006402	0.08%	2
115008235	0.04%	1
116006358	0.04%	1
117001022	0.04%	1
117004187	0.04%	1
118002761	0.12%	3
118005910	0.04%	1
118007662	0.04%	1
119000258	0.04%	1
120002779	0.04%	1
120002783	0.04%	1
120006985	0.08%	2
120009151	0.04%	1
121000121	0.04%	1
121002574	0.04%	1
121002638	0.12%	3
121008993	0.04%	1
121009409	0.04%	1
121009659	0.12%	3
122003793	0.12%	3
122007969	0.17%	4
122008627	0.04%	1
123002174	0.04%	1
123003721	0.08%	2
123003973	0.04%	1
124007598	0.04%	1
124008896	0.04%	1

125000169	0.08%	2
125001947	0.12%	3
125002141	0.04%	1
125005692	0.04%	1
125009525	0.08%	2
126006055	0.04%	1
126007765	0.12%	3
126009772	0.08%	2
127004456	0.04%	1
127006539	0.04%	1
128000927	0.04%	1
128002439	0.08%	2
128004136	0.12%	3
128008807	0.04%	1
128009099	0.08%	2
129008308	0.04%	1
130001235	0.04%	1
131007621	0.04%	1
132007251	0.04%	1
133002284	0.04%	1
133008930	0.04%	1
134000599	0.08%	2
134003812	0.04%	1
135005561	0.08%	2
135005787	0.04%	1
137006289	0.04%	1
138002514	0.04%	1
140002095	0.08%	2
140005130	0.04%	1
140005816	0.04%	1
140008987	0.04%	1
140009235	0.08%	2

141002472		0.04%	1
141008162		0.04%	1
142007929		0.17%	4
142008092		0.04%	1
143001504		0.04%	1
143001539		0.04%	1
144001115		0.04%	1
145007203		0.04%	1
146003684		0.04%	1
146009403		0.08%	2
147001408		0.04%	1
147003016		0.08%	2
147008143		0.12%	3
149000620		0.04%	1
149001510		0.17%	4
149004583		0.12%	3
Too many rows for PDF export, try exporting to Word or CSV			

StartDate



Data source misconfigured for this
visualization.

Data source misconfigured for this visualization

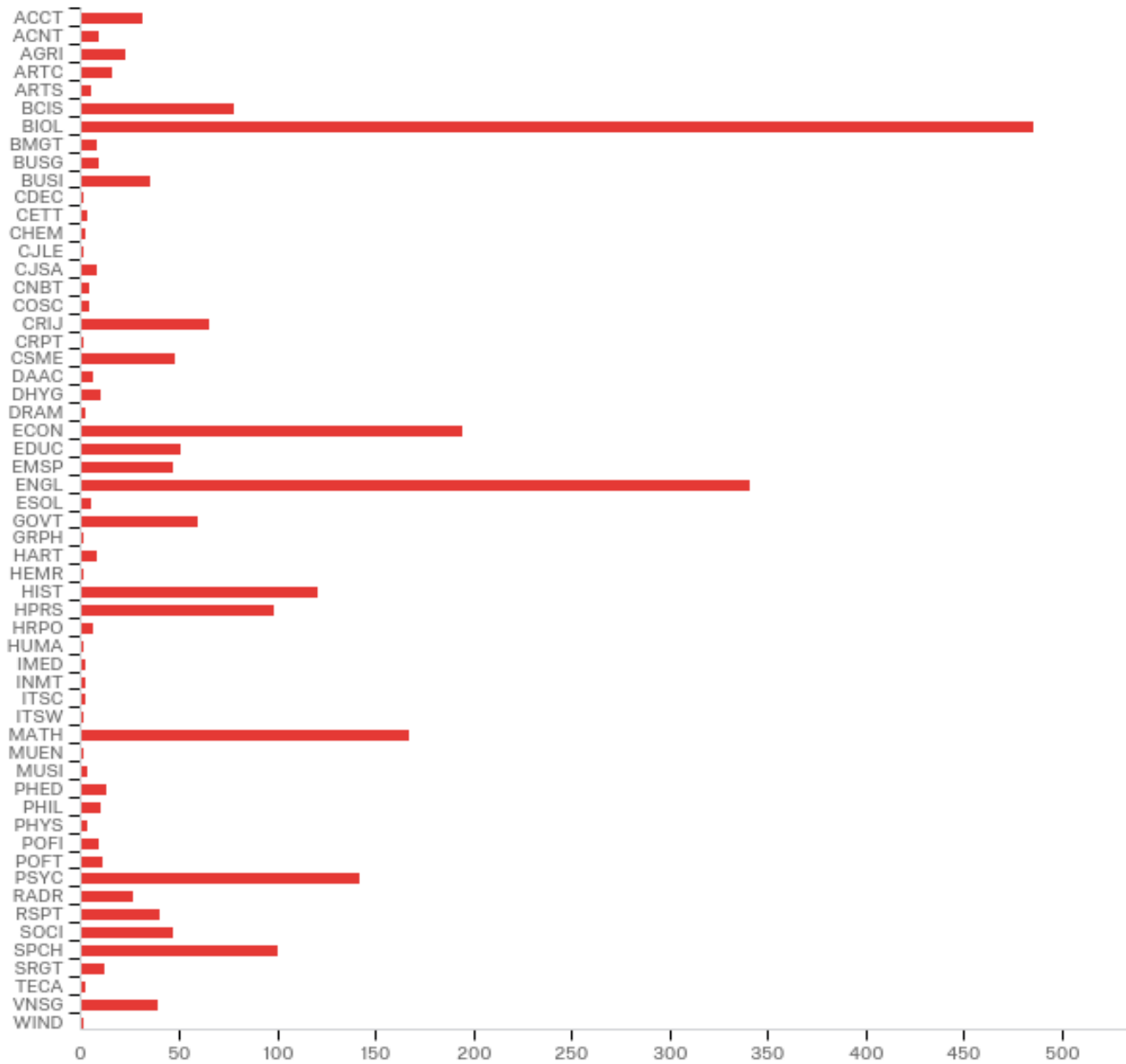
EndDate



Data source misconfigured for this
visualization.

Data source misconfigured for this visualization

Dept

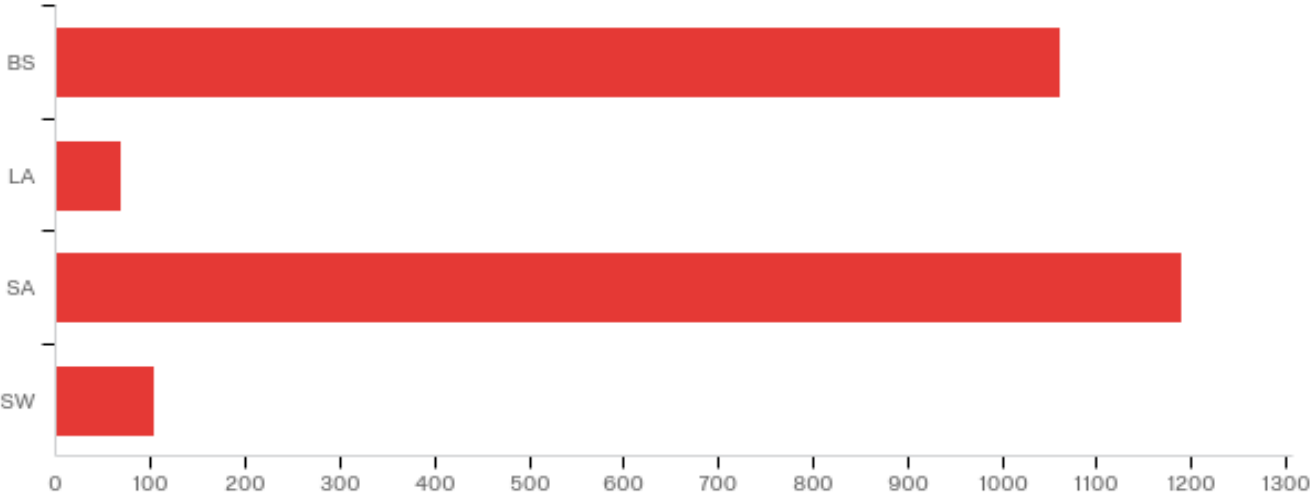


Answer	%	Count
ACCT	1.32%	32
ACNT	0.37%	9
AGRI	0.95%	23
ARTC	0.66%	16
ARTS	0.21%	5
BCIS	3.22%	78

BIOL	20.02%	485
BMGT	0.33%	8
BUSG	0.37%	9
BUSI	1.44%	35
CDEC	0.04%	1
CETT	0.12%	3
CHEM	0.08%	2
CJLE	0.04%	1
CJSA	0.33%	8
CNBT	0.17%	4
COSC	0.17%	4
CRIJ	2.68%	65
CRPT	0.04%	1
CSME	1.98%	48
DAAC	0.25%	6
DHYG	0.41%	10
DRAM	0.08%	2
ECON	8.01%	194
EDUC	2.10%	51
EMSP	1.94%	47
ENGL	14.07%	341
ESOL	0.21%	5
GOVT	2.48%	60
GRPH	0.04%	1
HART	0.33%	8
HEMR	0.04%	1
HIST	4.99%	121
HPRS	4.04%	98
HRPO	0.25%	6
HUMA	0.04%	1
IMED	0.08%	2
INMT	0.08%	2

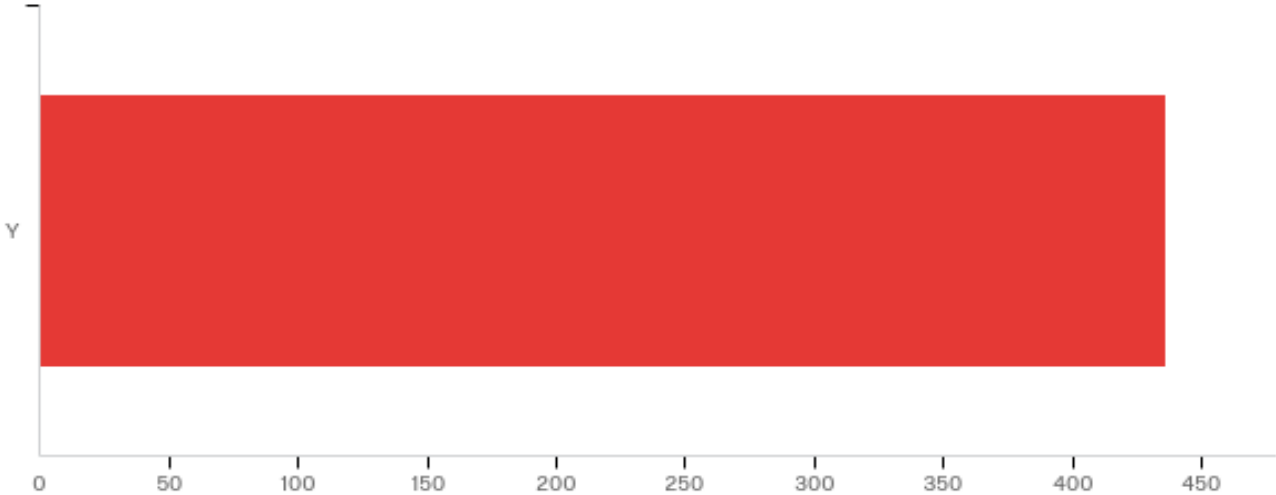
ITSC	0.08%	2
ITSW	0.04%	1
MATH	6.89%	167
MUEN	0.04%	1
MUSI	0.12%	3
PHED	0.54%	13
PHIL	0.41%	10
PHYS	0.12%	3
POFI	0.37%	9
POFT	0.45%	11
PSYC	5.86%	142
RADR	1.11%	27
RSPT	1.65%	40
SOCI	1.94%	47
SPCH	4.13%	100
SRGT	0.50%	12
TECA	0.08%	2
VNSG	1.61%	39
WIND	0.04%	1
Total	100%	2423

CampusGroup



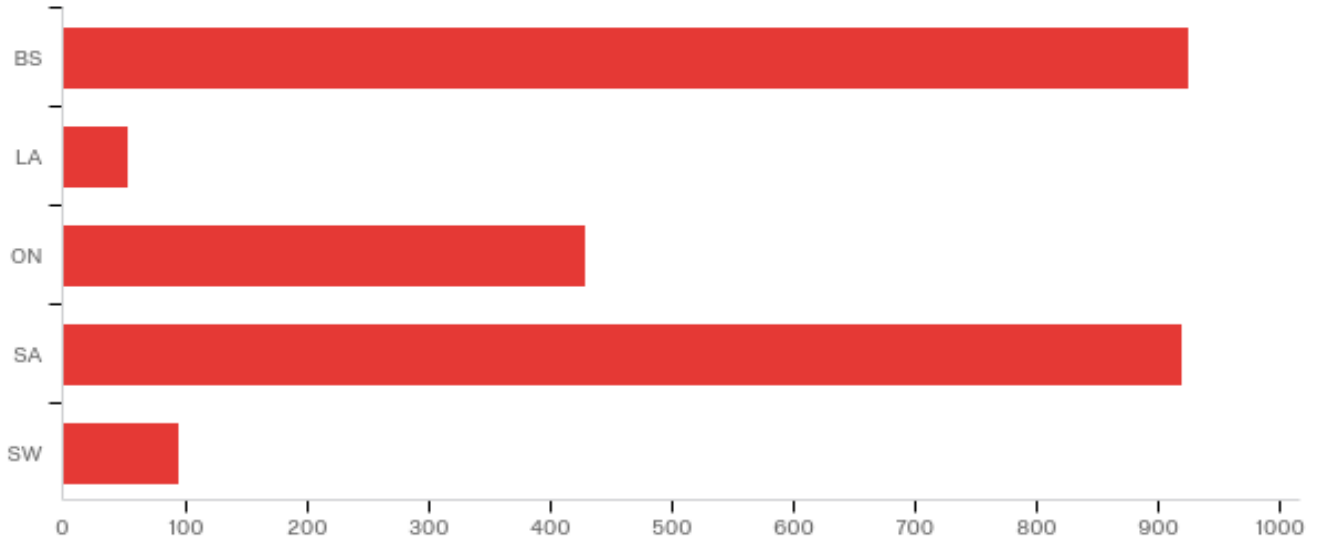
Answer	%	Count
BS	43.79%	1061
LA	2.89%	70
SA	49.07%	1189
SW	4.25%	103
Total	100%	2423

DualCredit



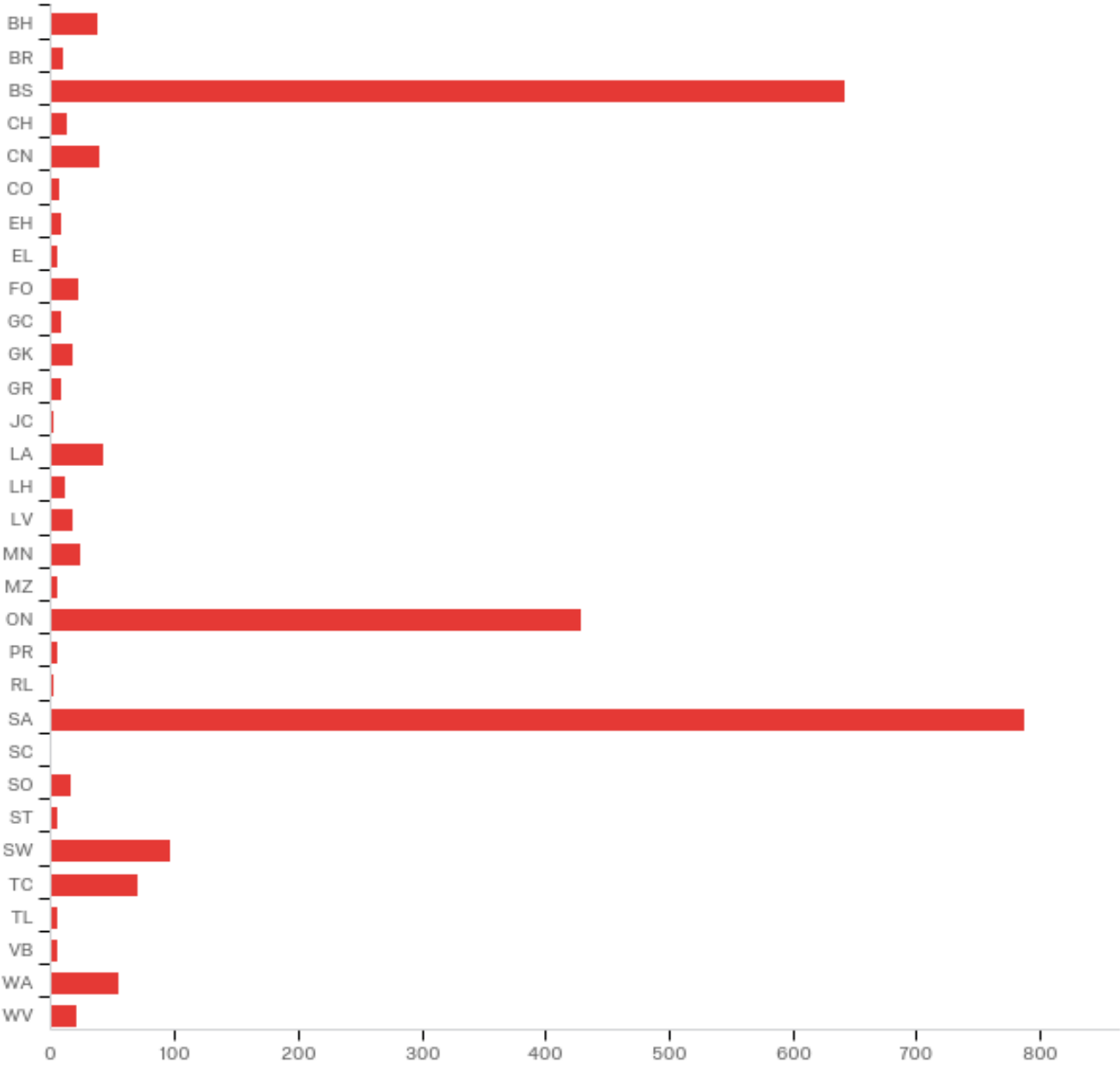
Answer	%	Count
Y	100.00%	436
Total	100%	436

CRSCampusGroup



Answer	%	Count
BS	38.13%	924
LA	2.23%	54
ON	17.71%	429
SA	37.97%	920
SW	3.96%	96
Total	100%	2423

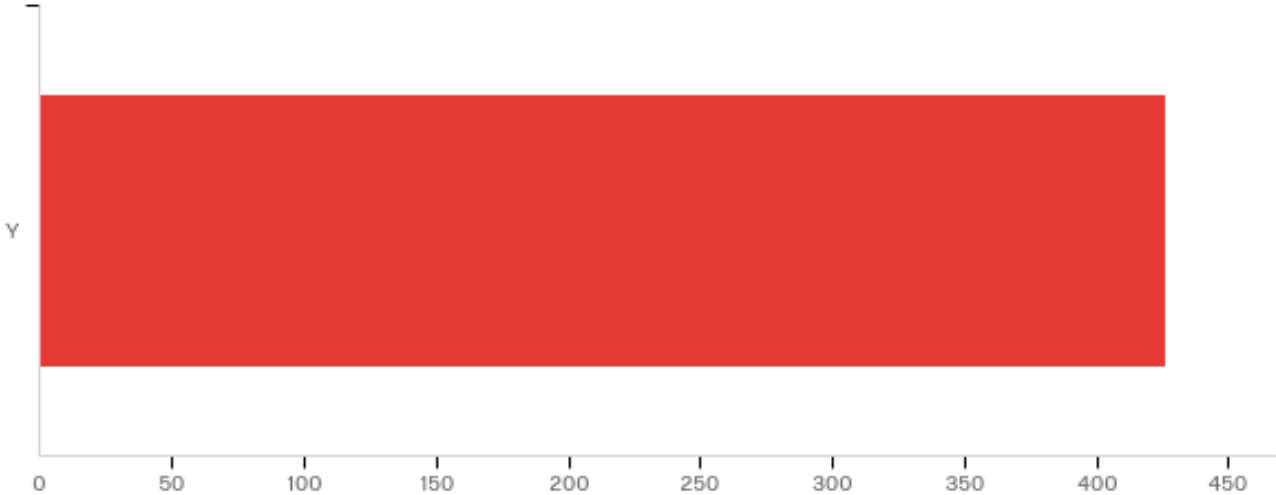
CRSCampus



Answer	%	Count
BH	1.57%	38
BR	0.41%	10
BS	26.50%	642
CH	0.54%	13
CN	1.65%	40
CO	0.29%	7

EH	0.33%	8
EL	0.25%	6
FO	0.91%	22
GC	0.33%	8
GK	0.70%	17
GR	0.33%	8
JC	0.08%	2
LA	1.77%	43
LH	0.45%	11
LV	0.74%	18
MN	0.99%	24
MZ	0.25%	6
ON	17.71%	429
PR	0.25%	6
RL	0.08%	2
SA	32.48%	787
SC	0.04%	1
SO	0.66%	16
ST	0.25%	6
SW	3.96%	96
TC	2.89%	70
TL	0.21%	5
VB	0.25%	6
WA	2.27%	55
WV	0.87%	21
Total	100%	2423

CRSDualCredit



Answer	%	Count
Y	100.00%	426
Total	100%	426

CRSID



Too many values to display.

Answer	%	Count
ACCT2301 400142S	0.74%	18
ACCT2302 001142S	0.37%	9
ACCT2302 409142S	0.21%	5
ACNT1303 061142S	0.21%	5
ACNT1329 409142F	0.17%	4
AGRI1315 BH1142S	0.04%	1
AGRI1325 001142S	0.04%	1
AGRI1325 BH1142S	0.04%	1
AGRI1415 001142S	0.45%	11
AGRI1415 400142S	0.04%	1
AGRI2303 001142S	0.08%	2
AGRI2322 001142S	0.08%	2
AGRI2330 001142S	0.17%	4
ARTC1305 610142S	0.17%	4
ARTC1353 610142S	0.21%	5
ARTC2305 610142S	0.08%	2
ARTC2313 610142S	0.08%	2
ARTC2335 610142S	0.12%	3
ARTS1301 009142S	0.08%	2
ARTS1301 019142S	0.12%	3

BCIS1305 001142S	0.54%	13
BCIS1305 002142S	0.37%	9
BCIS1305 003142S	0.66%	16
BCIS1305 009142S	0.04%	1
BCIS1305 061142S	0.12%	3
BCIS1305 400142S	0.74%	18
BCIS1305 401142S	0.08%	2
BCIS1305 409142S	0.04%	1
BCIS1305 419142F	0.04%	1
BCIS1305 429142S	0.04%	1
BCIS1305 460142F	0.54%	13
BIOL1106 001142S	0.87%	21
BIOL1107 001142S	1.07%	26
BIOL1107 400142S	0.04%	1
BIOL1109 009142S	0.04%	1
BIOL1306 001142S	0.91%	22
BIOL1307 001142S	1.11%	27
BIOL1309 009142S	0.04%	1
BIOL1322 400142S	0.37%	9
BIOL1322 408142S	0.17%	4
BIOL1322 409142S	0.83%	20
BIOL1322 419142S	0.25%	6
BIOL2101 001142S	0.45%	11
BIOL2101 002142S	0.41%	10
BIOL2101 400142S	0.08%	2
BIOL2101 401142S	0.37%	9
BIOL2101 402142S	0.45%	11
BIOL2101 403142S	0.17%	4
BIOL2102 001142S	0.78%	19
BIOL2102 002142S	0.62%	15
BIOL2102 003142S	0.33%	8
BIOL2102 400142S	0.66%	16

BIOL2102 401142S	0.70%	17
BIOL2102 402142S	0.62%	15
BIOL2102 460142S	0.62%	15
BIOL2120 001142S	1.16%	28
BIOL2120 400142S	0.66%	16
BIOL2120 401142S	0.87%	21
BIOL2120 402142S	0.70%	17
BIOL2120 460142S	0.50%	12
BIOL2301 001142S	0.50%	12
BIOL2301 002142S	0.45%	11
BIOL2301 401142S	0.04%	1
BIOL2301 402142S	0.04%	1
BIOL2302 001142S	0.54%	13
BIOL2302 003142S	1.32%	32
BIOL2302 400142S	0.04%	1
BIOL2302 401142S	0.04%	1
BIOL2302 402142S	0.04%	1
BIOL2302 460142S	0.04%	1
BIOL2320 001142S	1.03%	25
BIOL2320 409142S	0.08%	2
BMGT1327 009142S	0.29%	7
BMGT2388 061142S	0.04%	1
BUSG2309 009142S	0.37%	9
BUSI1301 009142S	0.78%	19
BUSI2301 001142S	0.21%	5
BUSI2301 409142S	0.41%	10
BUSI2304 460142F	0.04%	1
CDEC2307 009142S	0.04%	1
CETT1409 061142S	0.12%	3
CHEM1111 001142S	0.04%	1
CHEM1311 001142S	0.04%	1
CJLE1325 001142S	0.04%	1

CJSA1348 068142S	0.17%	4
CJSA1351 400142S	0.04%	1
CJSA2388 061142S	0.04%	1
CJSA2388 400142S	0.08%	2
CNBT1301 001142S	0.04%	1
CNBT1346 001142S	0.04%	1
CNBT1350 001142S	0.04%	1
CNBT2317 061142S	0.04%	1
COSC1330 009142S	0.12%	3
COSC1336 009142S	0.04%	1
CRIJ1301 001142S	0.08%	2
CRIJ1301 460142S	0.08%	2
CRIJ1306 001142S	0.17%	4
CRIJ1306 400142S	0.04%	1
CRIJ1307 001142S	0.58%	14
CRIJ1307 460142S	0.45%	11
Too many rows for PDF export, try exporting to Word or CSV		

SECTID



Too many values to display.

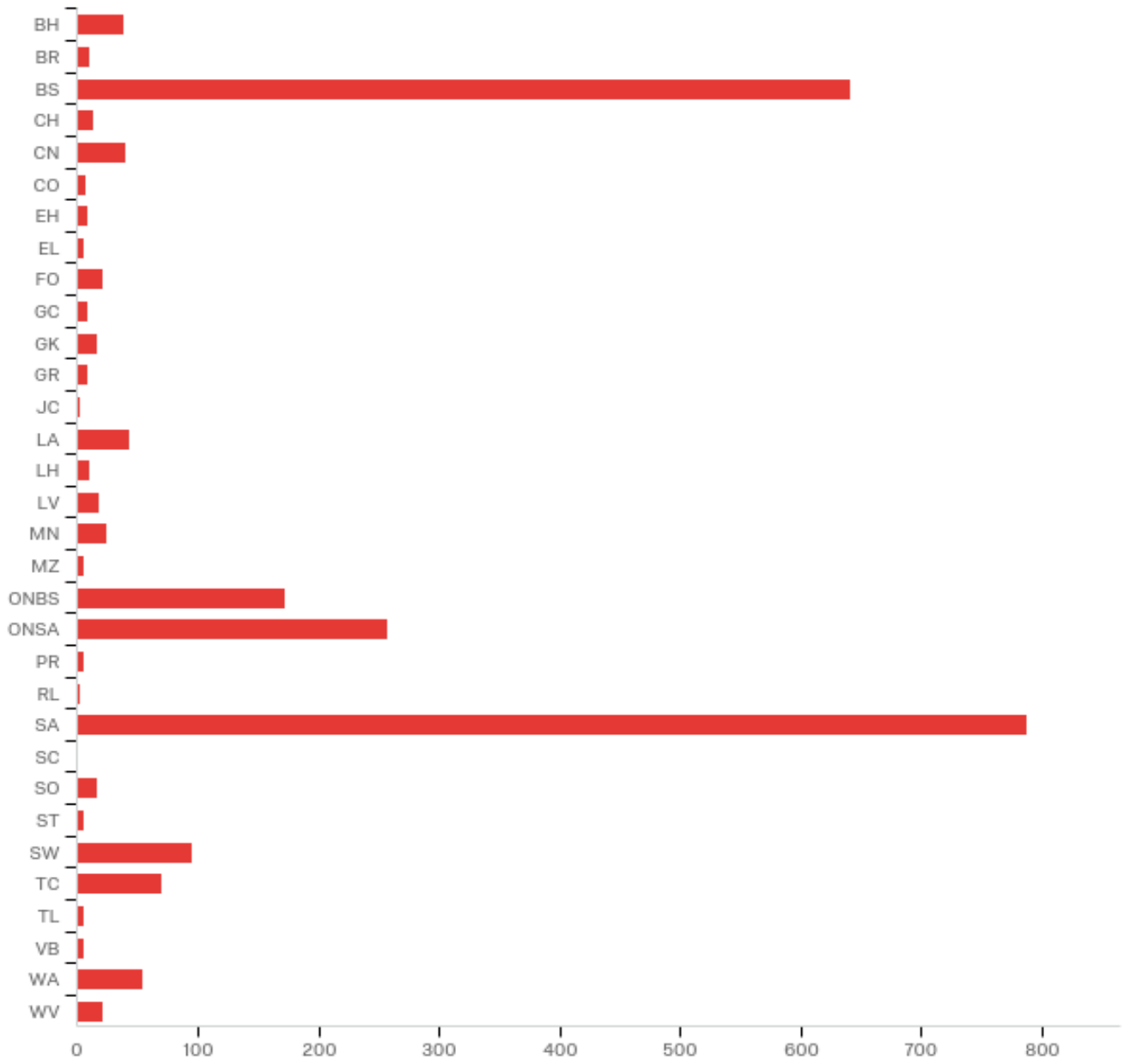
Answer	%	Count
ACCT2301 400	0.74%	18
ACCT2302 001	0.37%	9
ACCT2302 409	0.21%	5
ACNT1303 061	0.21%	5
ACNT1329 409	0.17%	4
AGRI1315 BH1	0.04%	1
AGRI1325 001	0.04%	1
AGRI1325 BH1	0.04%	1
AGRI1415 001	0.45%	11
AGRI1415 400	0.04%	1
AGRI2303 001	0.08%	2
AGRI2322 001	0.08%	2
AGRI2330 001	0.17%	4
ARTC1305 610	0.17%	4
ARTC1353 610	0.21%	5
ARTC2305 610	0.08%	2
ARTC2313 610	0.08%	2
ARTC2335 610	0.12%	3
ARTS1301 009	0.08%	2
ARTS1301 019	0.12%	3

BCIS1305 001	0.54%	13
BCIS1305 002	0.37%	9
BCIS1305 003	0.66%	16
BCIS1305 009	0.04%	1
BCIS1305 061	0.12%	3
BCIS1305 400	0.74%	18
BCIS1305 401	0.08%	2
BCIS1305 409	0.04%	1
BCIS1305 419	0.04%	1
BCIS1305 429	0.04%	1
BCIS1305 460	0.54%	13
BIOL1106 001	0.87%	21
BIOL1107 001	1.07%	26
BIOL1107 400	0.04%	1
BIOL1109 009	0.04%	1
BIOL1306 001	0.91%	22
BIOL1307 001	1.11%	27
BIOL1309 009	0.04%	1
BIOL1322 400	0.37%	9
BIOL1322 408	0.17%	4
BIOL1322 409	0.83%	20
BIOL1322 419	0.25%	6
BIOL2101 001	0.45%	11
BIOL2101 002	0.41%	10
BIOL2101 400	0.08%	2
BIOL2101 401	0.37%	9
BIOL2101 402	0.45%	11
BIOL2101 403	0.17%	4
BIOL2102 001	0.78%	19
BIOL2102 002	0.62%	15
BIOL2102 003	0.33%	8
BIOL2102 400	0.66%	16

BIOL2102 401	0.70%	17
BIOL2102 402	0.62%	15
BIOL2102 460	0.62%	15
BIOL2120 001	1.16%	28
BIOL2120 400	0.66%	16
BIOL2120 401	0.87%	21
BIOL2120 402	0.70%	17
BIOL2120 460	0.50%	12
BIOL2301 001	0.50%	12
BIOL2301 002	0.45%	11
BIOL2301 401	0.04%	1
BIOL2301 402	0.04%	1
BIOL2302 001	0.54%	13
BIOL2302 003	1.32%	32
BIOL2302 400	0.04%	1
BIOL2302 401	0.04%	1
BIOL2302 402	0.04%	1
BIOL2302 460	0.04%	1
BIOL2320 001	1.03%	25
BIOL2320 409	0.08%	2
BMGT1327 009	0.29%	7
BMGT2388 061	0.04%	1
BUSG2309 009	0.37%	9
BUSI1301 009	0.78%	19
BUSI2301 001	0.21%	5
BUSI2301 409	0.41%	10
BUSI2304 460	0.04%	1
CDEC2307 009	0.04%	1
CETT1409 061	0.12%	3
CHEM1111 001	0.04%	1
CHEM1311 001	0.04%	1
CJLE1325 001	0.04%	1

CJSA1348 068	0.17%	4
CJSA1351 400	0.04%	1
CJSA2388 061	0.04%	1
CJSA2388 400	0.08%	2
CNBT1301 001	0.04%	1
CNBT1346 001	0.04%	1
CNBT1350 001	0.04%	1
CNBT2317 061	0.04%	1
COSC1330 009	0.12%	3
COSC1336 009	0.04%	1
CRIJ1301 001	0.08%	2
CRIJ1301 460	0.08%	2
CRIJ1306 001	0.17%	4
CRIJ1306 400	0.04%	1
CRIJ1307 001	0.58%	14
CRIJ1307 460	0.45%	11
Too many rows for PDF export, try exporting to Word or CSV		

WORKONLCA



Answer	%	Count
BH	1.57%	38
BR	0.41%	10
BS	26.50%	642
CH	0.54%	13
CN	1.65%	40
CO	0.29%	7

EH	0.33%	8
EL	0.25%	6
FO	0.91%	22
GC	0.33%	8
GK	0.70%	17
GR	0.33%	8
JC	0.08%	2
LA	1.77%	43
LH	0.45%	11
LV	0.74%	18
MN	0.99%	24
MZ	0.25%	6
ONBS	7.10%	172
ONSA	10.61%	257
PR	0.25%	6
RL	0.08%	2
SA	32.48%	787
SC	0.04%	1
SO	0.66%	16
ST	0.25%	6
SW	3.96%	96
TC	2.89%	70
TL	0.21%	5
VB	0.25%	6
WA	2.27%	55
WV	0.87%	21
Total	100%	2423

Campus



Answer	%	Count
Total	100%	0