



ENROLLMENT AND DEMOGRAPHICS

Howard County Junior College District (HCJCD) provides instruction at sites in Big Spring, Lamesa, and San Angelo. Included are course offerings at 6 correctional institutions and 28 different ISD campuses throughout the 13-county service area.

The deaf and hard of hearing are served at the SouthWest Collegiate Institute for the Deaf campus in Big Spring.

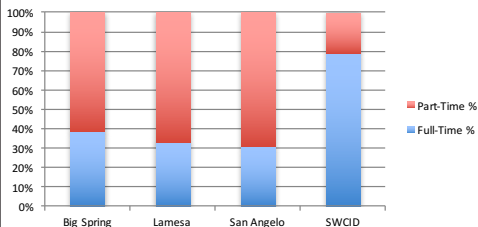
GENERAL STUDIES AND CAREER & TECHNICAL EDUCATION STUDENT FALL ENROLLMENT 2014-2016

Site	2014	2015	2016
Big Spring	1,430	1,424	1,462
Lamesa	112	133	143
San Angelo	2,262	2,487	2,811
SWCID	145	114	137
TOTALS	3,949	4,158	4,553

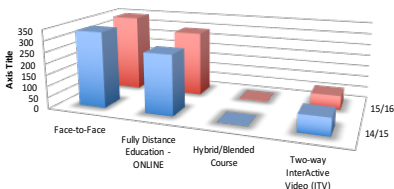
DUAL CREDIT ENROLLMENT BY SITE			
Big Spring	Lamesa	San Angelo	SWCID
709	89	1,499	31
Total: 2,328			

CAREER TECHNICAL EDUCATION (CTE)			
Enrollment	Fall '14	Fall '15	Fall '16
Duplicated	3588	3702	4057
Non-duplicated	1918	2087	2243
# Courses	387	389	396

Fall 2016 General Studies/Workforce Education Full/Part-Time (Excluding Dual Credit)

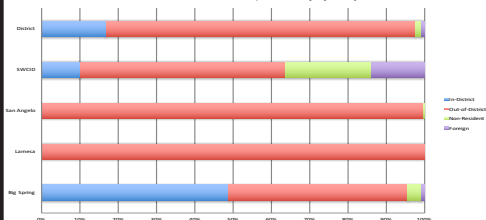


2014-2015/2015-2016 Dual Credit Instruction Mode

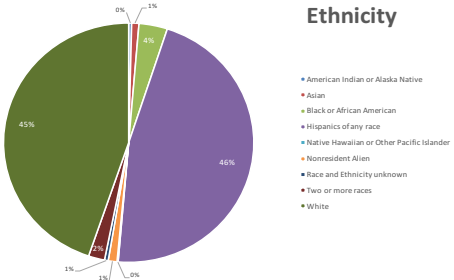


	Face-to-Face	Fully Distance Education - ONLINE	Hybrid/Blended Course	Two-way InterActive Video (ITV)
14/15	335	264	1	76
15/16	345	291	2	62

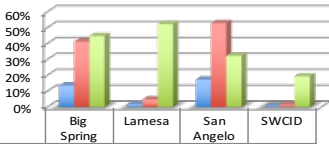
2015 - 2016 Tuition Status / Residency By Campus



Ethnicity

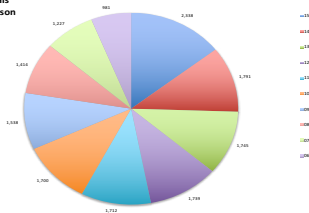


Dual Credit Enrollment Breakout 2014-2015



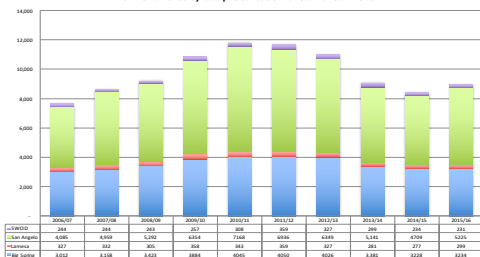
DC % of Total District Student Count	13%	2%	17%	0%
DC % of Total DC District Student Count	41%	5%	53%	1%
DC % of Enrollment on Campus	45%	52%	32%	19%

District Totals Age Comparison

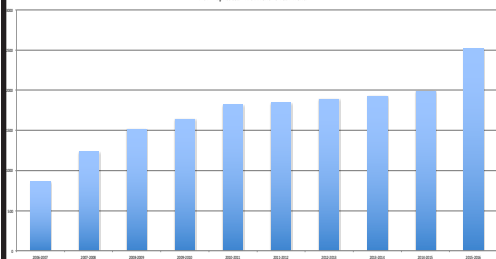


ENROLLMENT TRENDS

General Studies/Workforce Education
Enrollment Trends by Campus & Academic Year 10 Year Trend



Howard College - Dual Credit
Non-Duplicated Enrollment 10 Year Trend



Howard College - E-learning Students
Non-Duplicated Enrollment 10 Year Trend

