

**HOWARD****COLLEGE****QUICK  
FACTS****ENROLLMENT &  
DEMOGRAPHICS****FALL 2012**

Howard County Junior College District (HCJCD) campuses include Big Spring, Lamesa, San Angelo and Southwest Collegiate Institute for the Deaf (SWCID) along with 6 campuses at area correctional institutions. Dual credit courses are taught at 26 different ISD campuses in the 13-county service area.

### **General Studies and**

### **Career & Technical Education**

### **Student FALL Enrollment 2010-2012**

<b>Campus</b>	<b>2010</b>	<b>2011</b>	<b>2012</b>
Big Spring	1,691	1,681	1,659
Lamesa	103	117	136
San Angelo	2,887	2,873	2,634
SWCID	103	181	154
<b>TOTALS</b>	<b>4,784</b>	<b>4,852</b>	<b>4,583</b>
<b>Contact Hours</b>	<b>777,136</b>	<b>748,058</b>	<b>716,064</b>

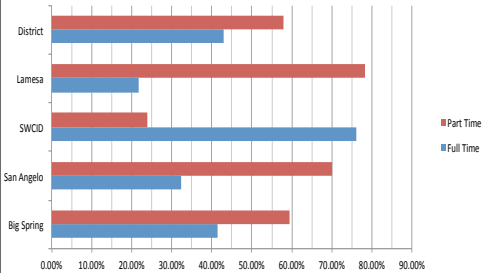
### **Dual Credit Enrollment by Campus**

<b>Big Spring</b>	<b>Lamesa</b>	<b>San Angelo</b>	<b>SWCID</b>	<b>Total</b>
714	81	853	15	1,663

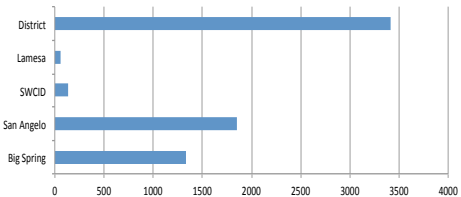
### **Career Technical Education (CTE)**

	<b>Fall '10</b>	<b>Fall '11</b>	<b>Fall '12</b>
Duplicated Enrollment	4603	3946	4035
Non-duplicated Enrollment	2257	2047	2093
# Courses	433	390	398

### Enrollment Status By Campus



### Campus Full Time Equivalency (Total Credit Hours / 12)

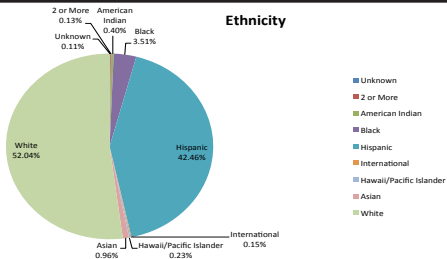


	Big Spring	San Angelo	SWCID	Lamesa	District
FTE Equivalency	1334	1852	140	61	3415

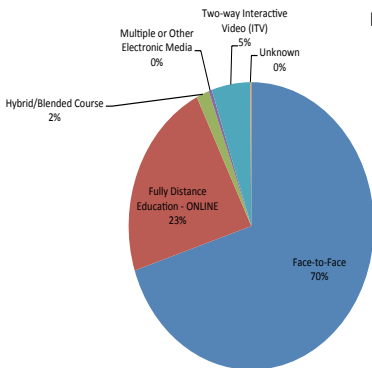
### Student Residency

Dawson County	167	3.6%
Howard County	840	18.2%
Tom Green County	2530	54.8%
Other Counties in Texas	977	21.1%
Out of State	97	2.1%
Out of Country	9	0.2%
<b>Total</b>	<b>4620</b>	<b>100%</b>

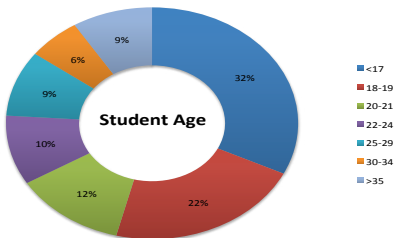
## Ethnicity



## Instructional Delivery



## Student Age



**Student Gender**

Male: 37%  
 Female: 63%

**Non Dual Credit  
Age Distribution**

<17: 1%  
 18-19: 28%  
 20-21: 19%  
 22-24: 15%  
 25-29: 14%  
 30-34: 9%  
 >35: 14%

**Student Classification**

HS / Dual Credit 36%  
 1st Time Freshman 16%  
 Returning Freshman  
 16%  
 Sophomore & Other  
 32%

**CTE Health Professions Programs***Enrollment Status**Gender*

<i>Full Time</i>	<i>Part Time</i>	<i>Female</i>	<i>Male</i>
140	119	207	57

***Program Enrollment\****

Dental Hygiene 69

Medical Assistant 2

Emergency Medical Services 30

Health Information Technology 12

Medical Transcription 1

Radiologic Technology 112

Surgical Technology 32

Respiratory Care 26

Associate Degree Nursing 282

Vocational Nursing 338

Dental Lab Technology 5 (*SWCID Campus Only*)*\*Includes enrollment in pre-requisite coursework*