

**HOWARD****COLLEGE****QUICK  
FACTS****ENROLLMENT &  
DEMOGRAPHICS****FALL 2011**

Howard County Junior College District (HCJCD) campuses include Big Spring, Lamesa, San Angelo and Southwest Collegiate Institute for the Deaf (SWCID) along with 6 campuses at area correctional institutions. Dual credit courses are taught at 26 different ISD campuses in the 13-county service area.

---

**General Studies and**

**Career & Technical Education**

**Student FALL Enrollment 2009-2011**

<b>Campus</b>	<b>2009</b>	<b>2010</b>	<b>2011</b>
Big Spring	1,541	1,691	1,682
Lamesa	121	103	117
San Angelo	2,231	2,887	2,872
SWCID	115	103	181
<b>TOTALS</b>	<b>4,098</b>	<b>4,784</b>	<b>4,852</b>
<b>Contact Hours</b>	<b>689,648</b>	<b>777,136</b>	<b>741,136</b>

---

**Dual Credit Enrollment by Campus**

<b>Big Spring</b>	<b>Lamesa</b>	<b>San Angelo</b>	<b>SWCID</b>	<b>Total</b>
673	54	828	18	1,573

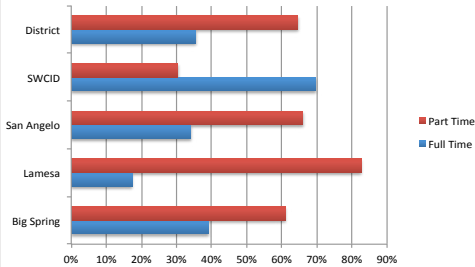
---

**Career Technical Education (CTE)**

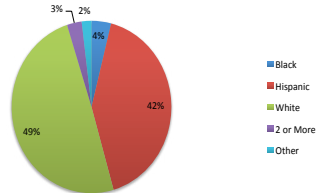
	<b>Fall '09</b>	<b>Fall '10</b>	<b>Fall '11</b>
Duplicated Enrollment	3833	4603	3946
Non-duplicated Enrollment	1797	2257	2047
<b># Courses</b>	<b>359</b>	<b>433</b>	<b>390</b>

---

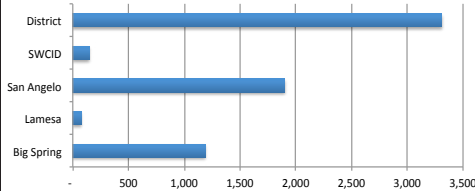
### Enrollment Status by Campus



### Ethnicity



### Campus Full Time Equivalency (Total Credit Hours / 12)



	Big Spring	Lamesa	San Angelo	SWCID	District
Series1	1,191	74	1,897	147	3,309

### Student Classification

HS / Dual Credit 22%  
 1st Time Freshman 7%  
 Returning Freshman 44%  
 Sophomore & Other 25%

### Student Gender

Male: 37%  
 Female: 63%

### Instructional Delivery

*Face to Face (F2F)*  
 3,175 or 68%  
*Online*  
 479 or 10%  
*Both Online & F2F*  
 1,002 or 22%  
*Total Online*  
 1,481 or 32%

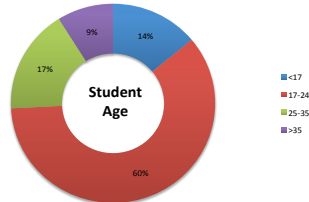
### Student Average Age

All Students: 24  
 Dual Credit: 16.7  
 Average Age Excluding  
 Dual Credit: 27

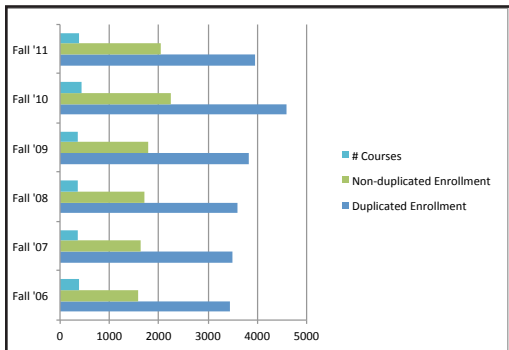
### Student Residency

Dawson County	133	3%
Howard County	889	18%
Tom Green County	2631	54%
Other Counties in Service Area	459	9%
Other Counties in Texas	568	12%
Out of State	156	3%
Out of Country	16	1%
<b>Total</b>	<b>4852</b>	<b>100%</b>

### Student Age



## CTE Growth Trend - Past 5 Years



## CTE Health Professions Programs

*Enrollment Status*

*Gender*

Full Time	Part Time	Female	Male
167	284	375	76

### ***Program Enrollment\****

Dental Hygiene 56

Medical Assistant 10

Emergency Medical Services 27

Health Information Technology 16

Medical Transcription 37

Radiologic Technology 115

Surgical Technology 17

Respiratory Care 24

Associate Degree Nursing 286

Vocational Nursing 316

Dental Lab Technology 12 (*SWCID Campus Only*)

*\*Includes enrollment in pre-requisite coursework*