

Graduation Survey 2020- 2021

136

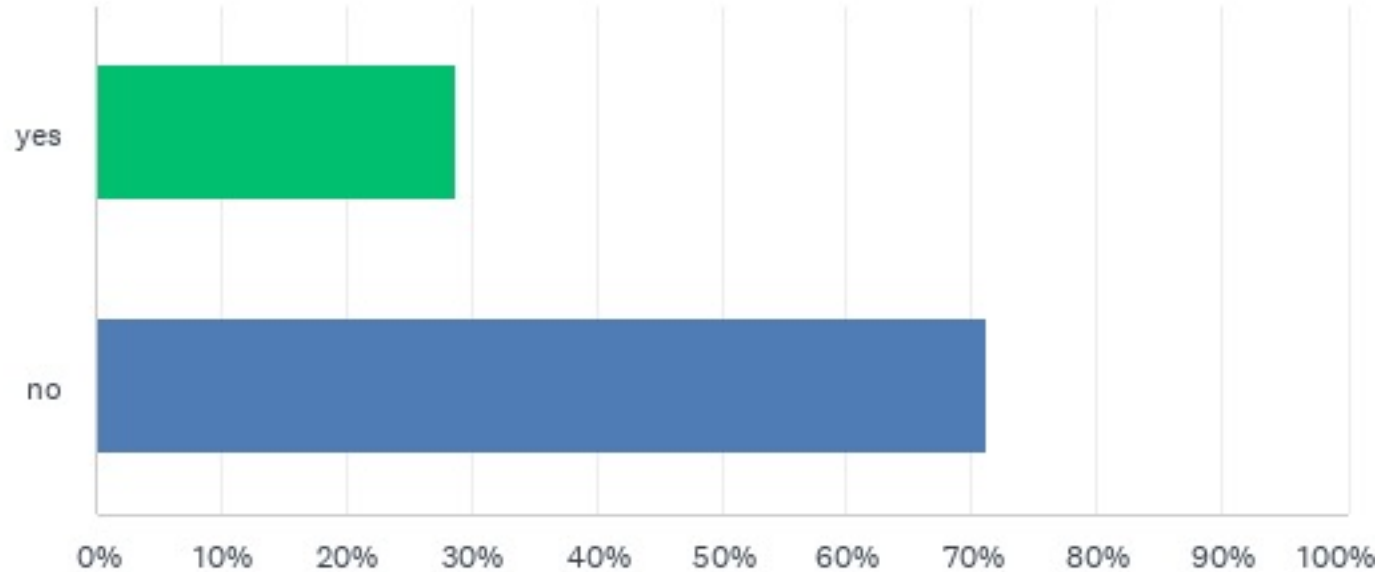
Total Responses

Date Created: Wednesday, November 11, 2020

Complete Responses: 136

Q2: Would you be interested in joining an alumni association?

Answered: 132 Skipped: 4



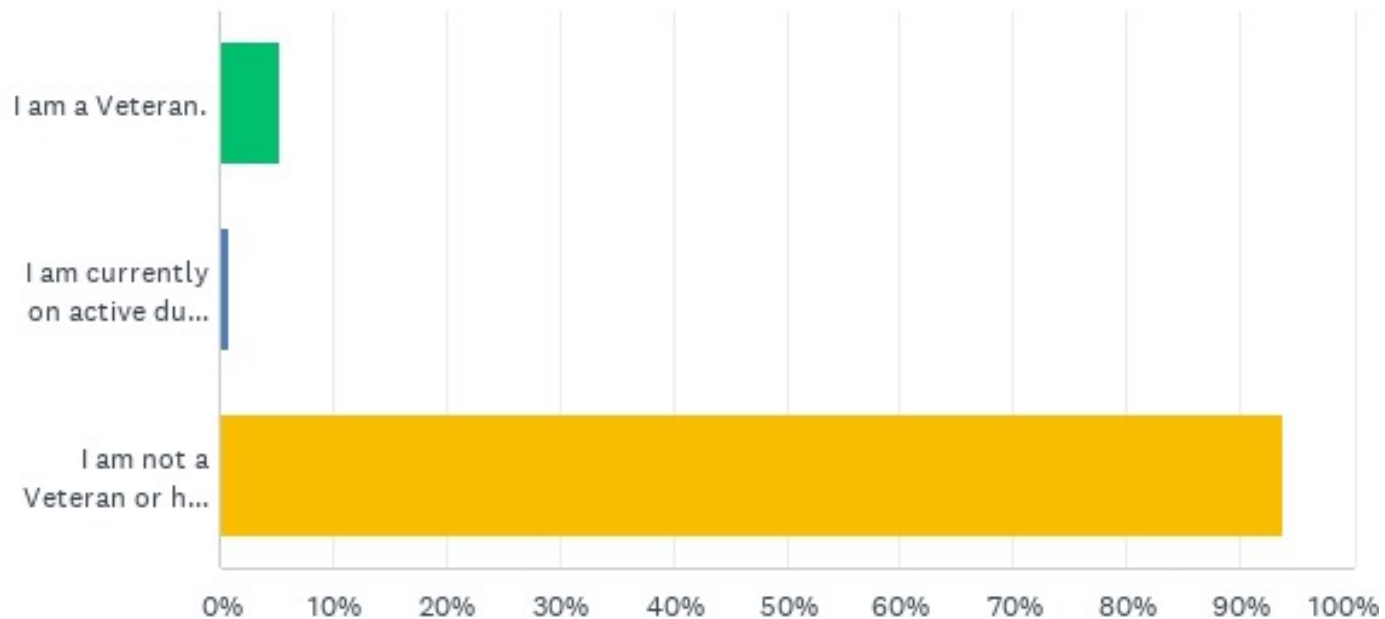
Q2: Would you be interested in joining an alumni association?

Answered: 132 Skipped: 4

| ANSWER CHOICES | RESPONSES | |
|----------------|-----------|-----|
| yes | 28.79% | 38 |
| no | 71.21% | 94 |
| TOTAL | | 132 |

Q3: Veteran Status

Answered: 131 Skipped: 5



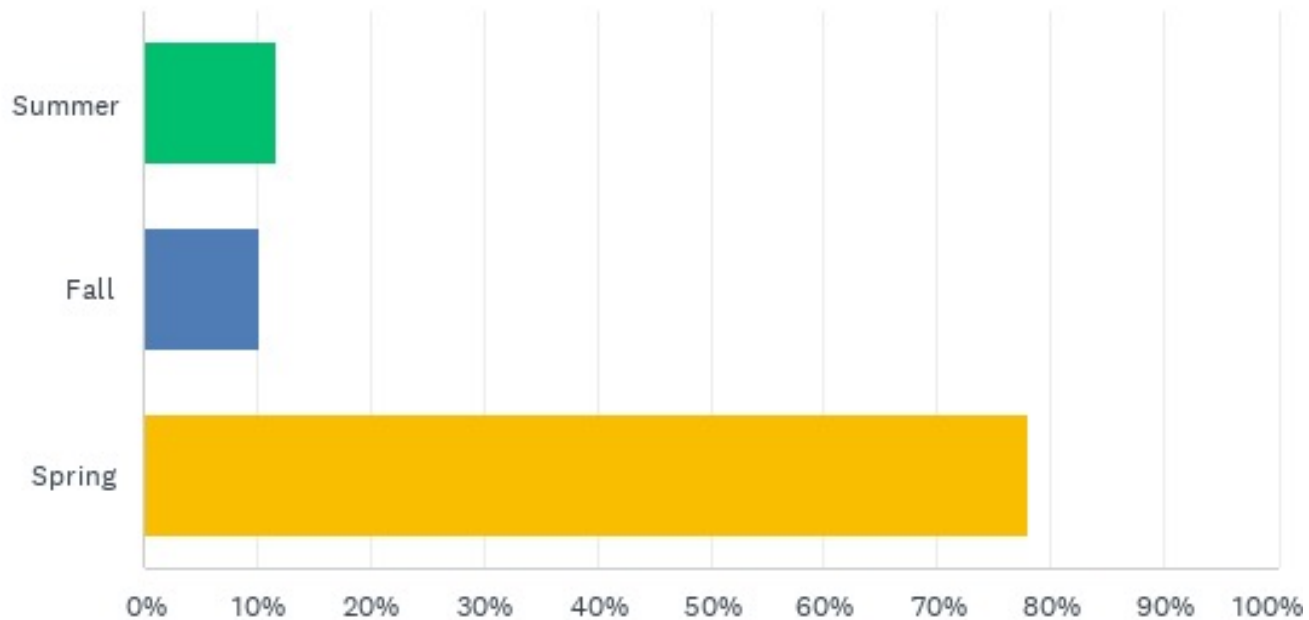
Q3: Veteran Status

Answered: 131 Skipped: 5

| ANSWER CHOICES | RESPONSES | |
|---|-----------|-----|
| I am a Veteran. | 5.34% | 7 |
| I am currently on active duty in the military. | 0.76% | 1 |
| I am not a Veteran or have never been on active duty. | 93.89% | 123 |
| TOTAL | | 131 |

Q4: When did you Graduate?

Answered: 127 Skipped: 9



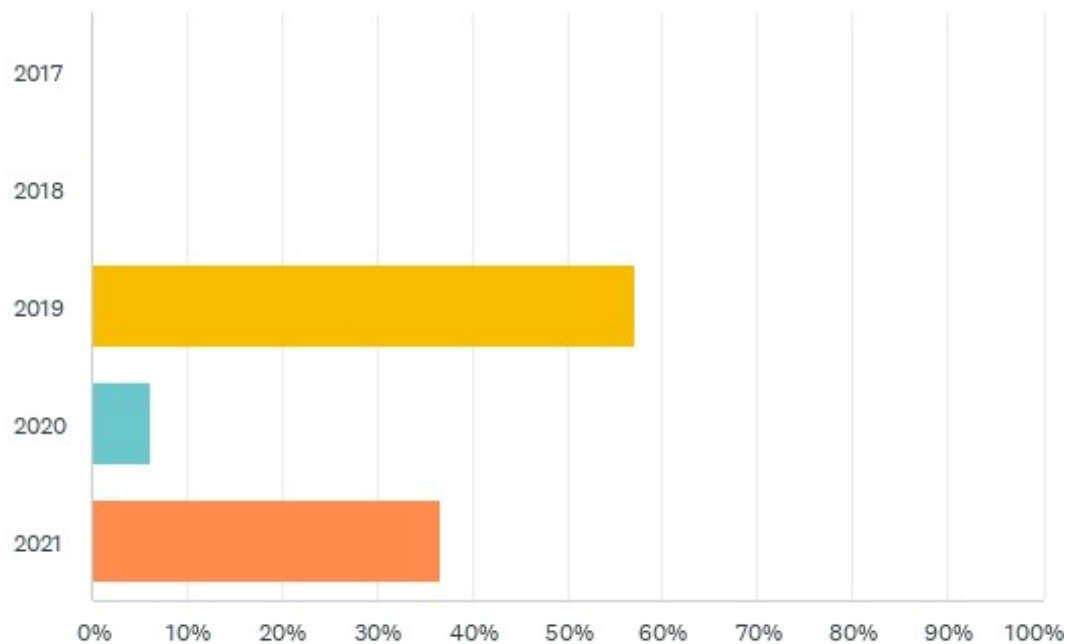
Q4: When did you Graduate?

Answered: 127 Skipped: 9

| ANSWER CHOICES | RESPONSES | |
|----------------|-----------|-----|
| Summer | 11.81% | 15 |
| Fall | 10.24% | 13 |
| Spring | 77.95% | 99 |
| TOTAL | | 127 |

Q5: What year?

Answered: 112 Skipped: 24



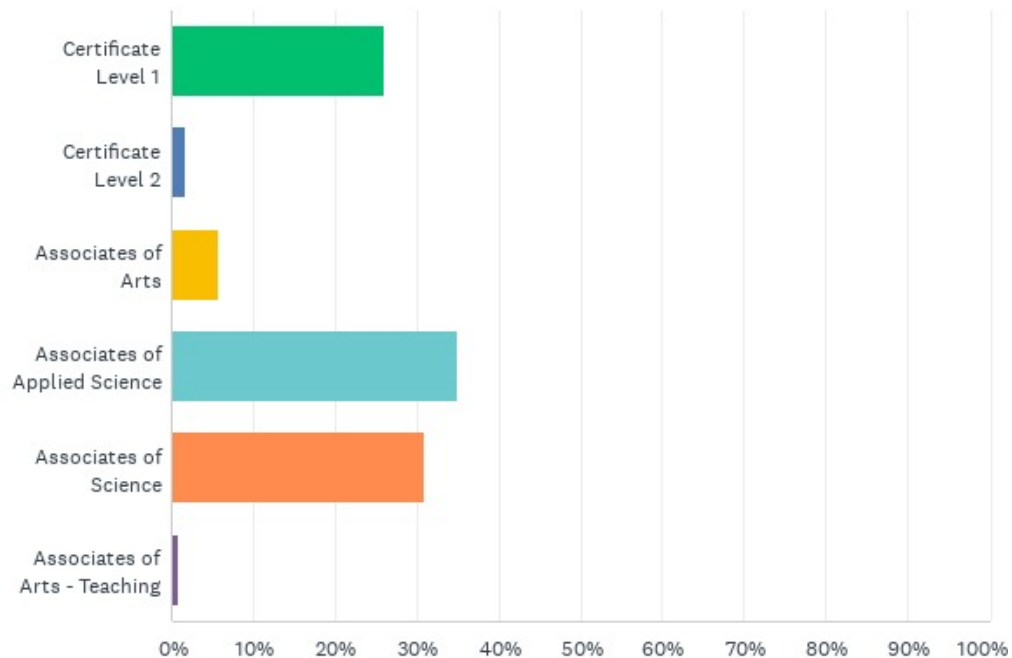
Q5: What year?

Answered: 112 Skipped: 24

| ANSWER CHOICES | RESPONSES | |
|----------------|-----------|-----|
| 2017 | 0.00% | 0 |
| 2018 | 0.00% | 0 |
| 2019 | 57.14% | 64 |
| 2020 | 6.25% | 7 |
| 2021 | 36.61% | 41 |
| TOTAL | | 112 |

Q6: What degree did you earn?

Answered: 123 Skipped: 13



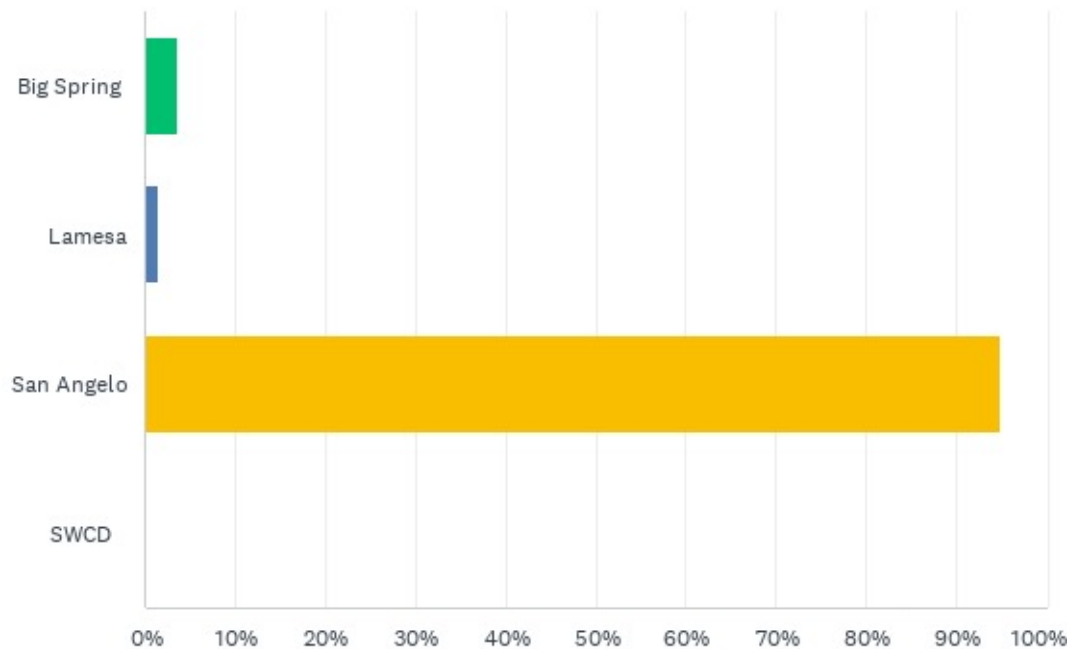
Q6: What degree did you earn?

Answered: 123 Skipped: 13

| ANSWER CHOICES | RESPONSES | |
|-------------------------------|-----------|------------|
| Certificate Level 1 | 26.02% | 32 |
| Certificate Level 2 | 1.63% | 2 |
| Associates of Arts | 5.69% | 7 |
| Associates of Applied Science | 34.96% | 43 |
| Associates of Science | 30.89% | 38 |
| Associates of Arts - Teaching | 0.81% | 1 |
| TOTAL | | 123 |

Q7: What campus did you attend?

Answered: 134 Skipped: 2



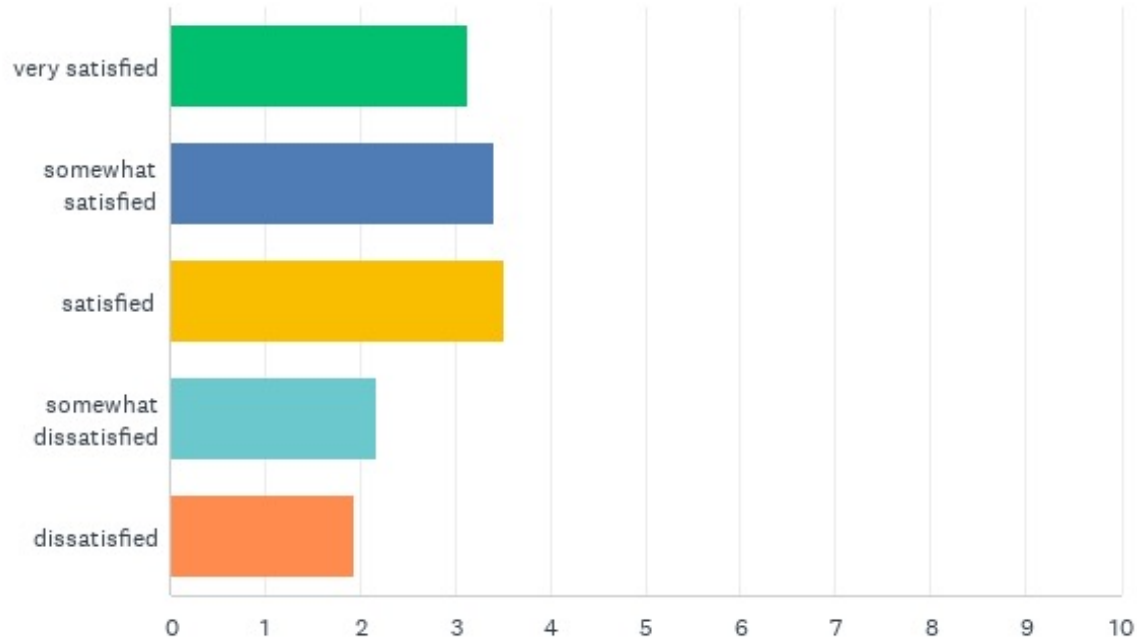
Q7: What campus did you attend?

Answered: 134 Skipped: 2

| ANSWER CHOICES | RESPONSES | |
|----------------|-----------|-----|
| Big Spring | 3.73% | 5 |
| Lamesa | 1.49% | 2 |
| San Angelo | 94.78% | 127 |
| SWCD | 0.00% | 0 |
| TOTAL | | 134 |

Q8: If you utilized the student loan programs, please rate your satisfaction with financial literacy provided.

Answered: 124 Skipped: 12



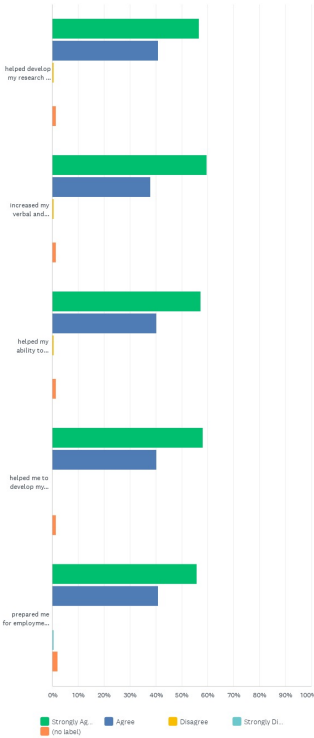
Q8: If you utilized the student loan programs, please rate your satisfaction with financial literacy provided.

Answered: 124 Skipped: 12

| | 1 | 2 | 3 | 4 | 5 | N/A | TOTAL | SCORE |
|-----------------------|--------------|------------|------------|--------------|--------------|--------------|-------|-------|
| very satisfied | 16.24% 19 | 5.98% 7 | 3.42% 4 | 0.00% 0 | 16.24% 19 | 58.12% 68 | 117 | 3.14 |
| somewhat satisfied | 6.19% 6 | 7.22% 7 | 7.22% 7 | 4.12% 4 | 2.06% 2 | 73.20% 71 | 97 | 3.42 |
| satisfied | 6.06% 6 | 7.07% 7 | 6.06% 6 | 6.06% 6 | 0.00% 0 | 74.75% 74 | 99 | 3.52 |
| somewhat dissatisfied | 2.08% 2 | 0.00% 0 | 3.13% 3 | 12.50% 12 | 5.21% 5 | 77.08% 74 | 96 | 2.18 |
| dissatisfied | 0.00% 0 | 3.13% 3 | 5.21% 5 | 1.04% 1 | 12.50% 12 | 78.13% 75 | 96 | 1.95 |

Q9: Rate your experience at Howard College/SWCD. My courses...

Answered: 134 Skipped: 2



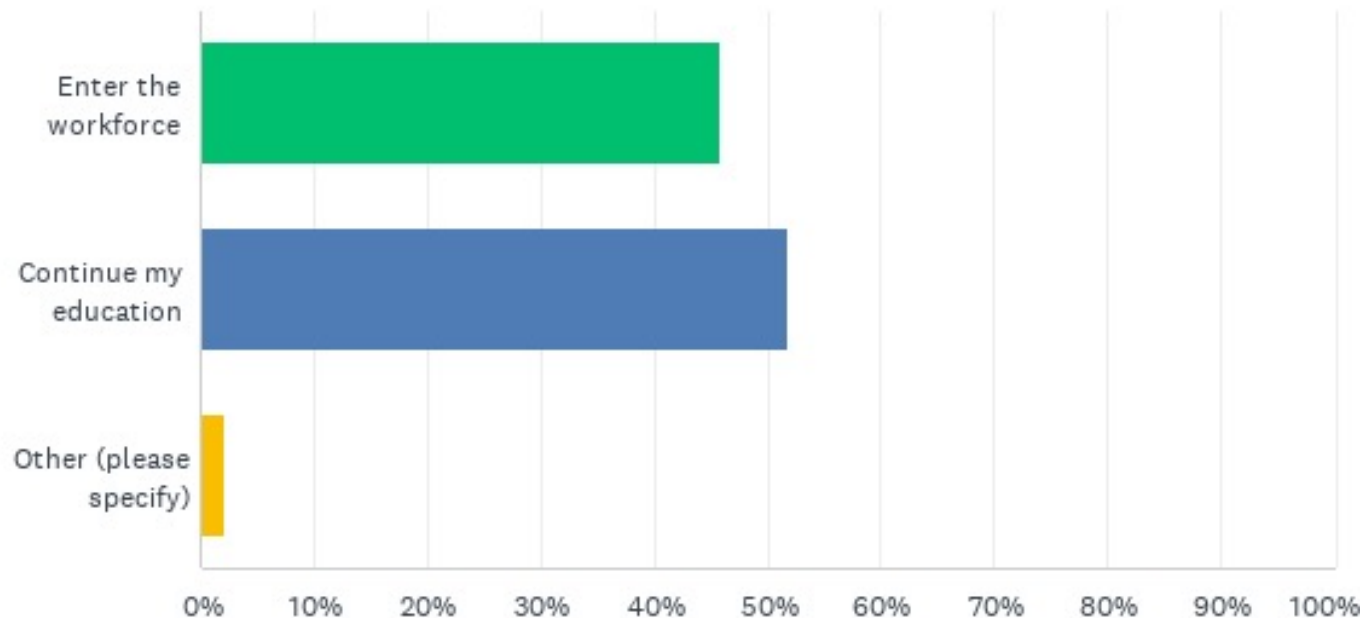
Q9: Rate your experience at Howard College/SWCD. My courses...

Answered: 134 Skipped: 2

| | STRONGLY AGREE | AGREE | DISAGREE | STRONGLY DISAGREE | (NO LABEL) | TOTAL | WEIGHTED AVERAGE |
|---|----------------|--------------|------------|-------------------|------------|-------|------------------|
| helped develop my research and analytical skills. | 56.72% 76 | 41.04% 55 | 0.75% 1 | 0.00% 0 | 1.49% 2 | 134 | 1.49 |
| increased my verbal and written communication skills that will be applied in my future education or occupational endeavors. | 59.70% 80 | 38.06% 51 | 0.75% 1 | 0.00% 0 | 1.49% 2 | 134 | 1.46 |
| helped my ability to understand how my ethical decisions impact others. | 57.46% 77 | 40.30% 54 | 0.75% 1 | 0.00% 0 | 1.49% 2 | 134 | 1.48 |
| helped me to develop my ability to work with others of diverse backgrounds. | 58.21% 78 | 40.30% 54 | 0.00% 0 | 0.00% 0 | 1.49% 2 | 134 | 1.46 |
| prepared me for employment by using current technology. | 55.97% 75 | 41.04% 55 | 0.00% 0 | 0.75% 1 | 2.24% 3 | 134 | 1.52 |

Q10: What are your plans post-graduation?

Answered: 135 Skipped: 1



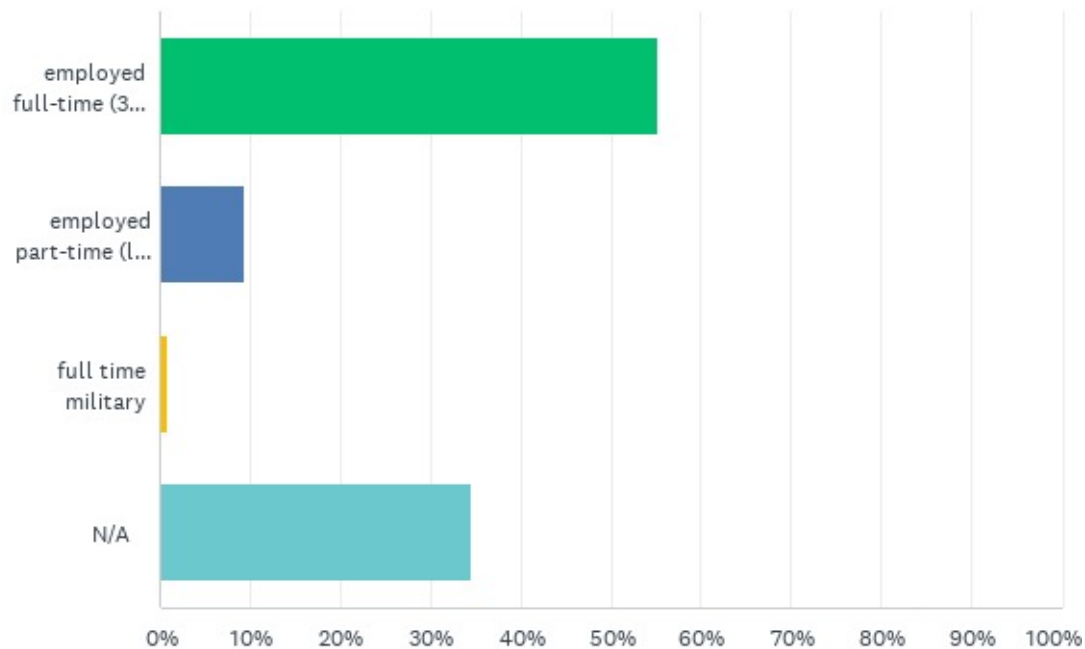
Q10: What are your plans post-graduation?

Answered: 135 Skipped: 1

| ANSWER CHOICES | RESPONSES | |
|------------------------|-----------|-----|
| Enter the workforce | 45.93% | 62 |
| Continue my education | 51.85% | 70 |
| Other (please specify) | 2.22% | 3 |
| TOTAL | | 135 |

Q11: If you are entering the workforce, will you be

Answered: 127 Skipped: 9



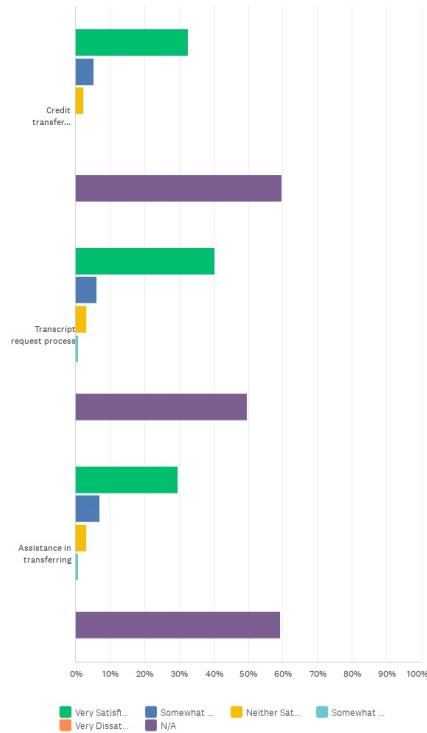
Q11: If you are entering the workforce, will you be

Answered: 127 Skipped: 9

| ANSWER CHOICES | RESPONSES | |
|--|-----------|-----|
| employed full-time (30 plus hours per week) | 55.12% | 70 |
| employed part-time (less than 30 hours per week) | 9.45% | 12 |
| full time military | 0.79% | 1 |
| N/A | 34.65% | 44 |
| TOTAL | | 127 |

Q12: If you are enrolling at a University, rate your level of satisfaction with the following services:

Answered: 129 Skipped: 7



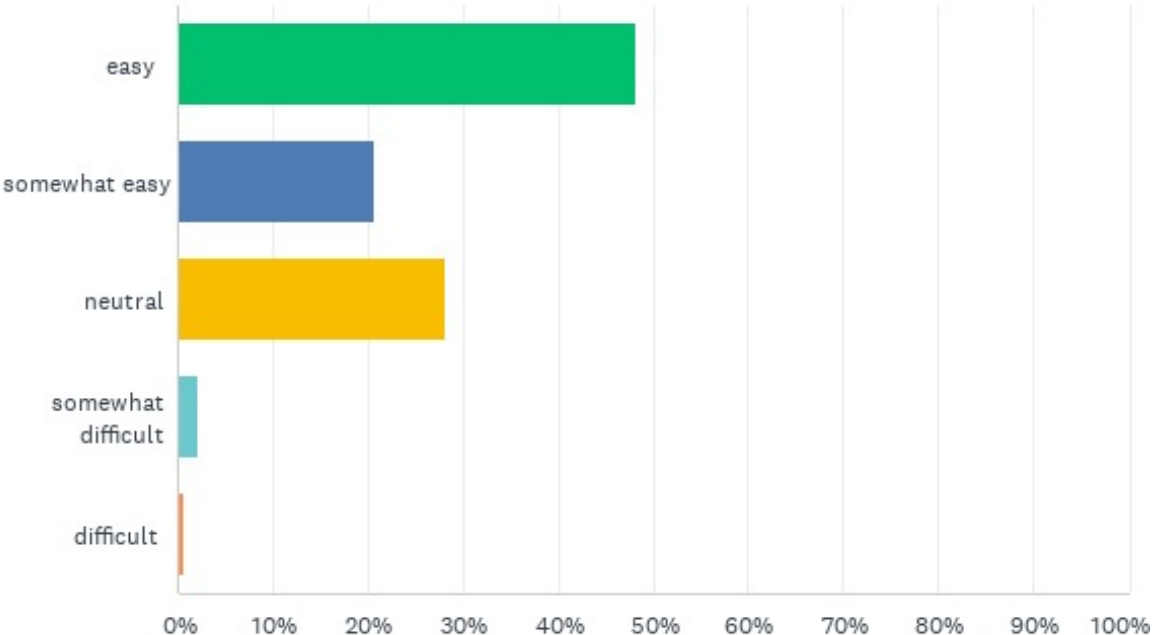
Q12: If you are enrolling at a University, rate your level of satisfaction with the following services:

Answered: 129 Skipped: 7

| | VERY SATISFIED | SOMEWHAT SATISFIED | NEITHER SATISFIED OR DISSATISFIED | SOMEWHAT DISSATISFIED | VERY DISSATISFIED | N/A | TOTAL | WEIGHTED AVERAGE |
|----------------------------|----------------|--------------------|-----------------------------------|-----------------------|-------------------|--------------|-------|------------------|
| Credit transfer process | 32.56% 42 | 5.43% 7 | 2.33% 3 | 0.00% 0 | 0.00% 0 | 59.69% 77 | 129 | 1.25 |
| Transcript request process | 40.31% 52 | 6.20% 8 | 3.10% 4 | 0.78% 1 | 0.00% 0 | 49.61% 64 | 129 | 1.29 |
| Assistance in transferring | 29.69% 38 | 7.03% 9 | 3.13% 4 | 0.78% 1 | 0.00% 0 | 59.38% 76 | 128 | 1.38 |

Q13: Did you find the process for graduation...

Answered: 135 Skipped: 1



Q13: Did you find the process for graduation...

Answered: 135 Skipped: 1

| ANSWER CHOICES | RESPONSES | |
|--------------------|-----------|-----|
| easy | 48.15% | 65 |
| somewhat easy | 20.74% | 28 |
| neutral | 28.15% | 38 |
| somewhat difficult | 2.22% | 3 |
| difficult | 0.74% | 1 |
| TOTAL | | 135 |