

Graduation Survey 2019- 2020

Wednesday, September 23, 2020

89

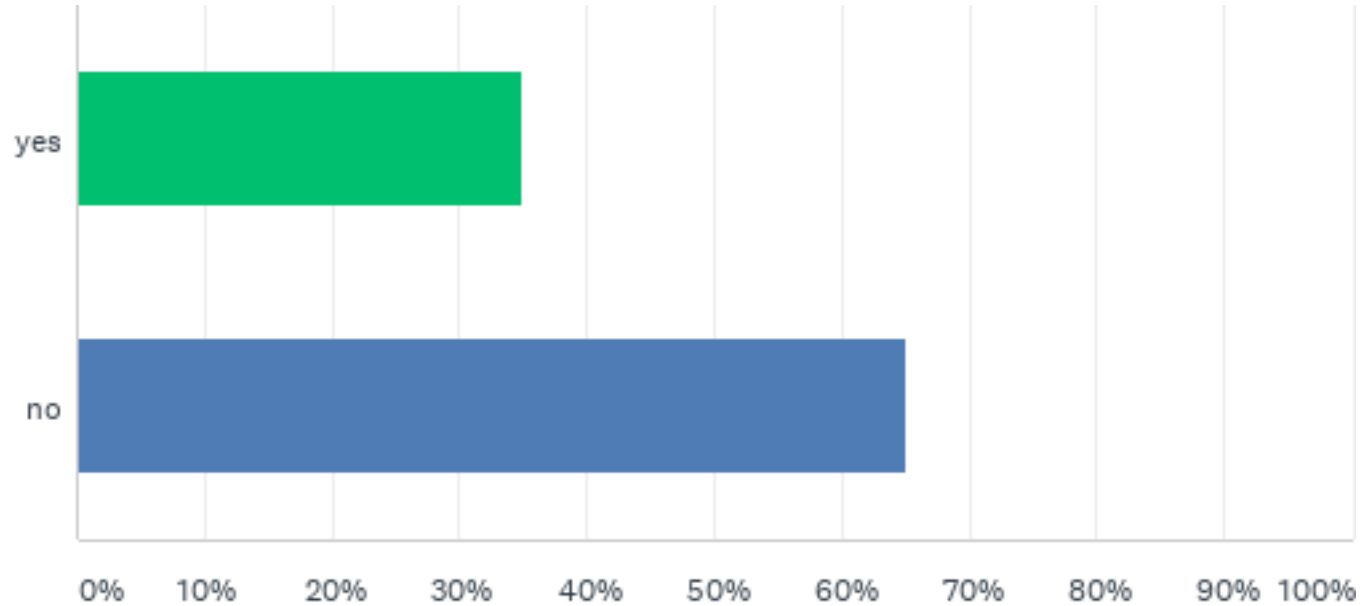
Total Responses

Date Created: Monday, September 30, 2019

Complete Responses: 89

Q2: Would you be interested in joining an alumni association?

Answered: 86 Skipped: 3



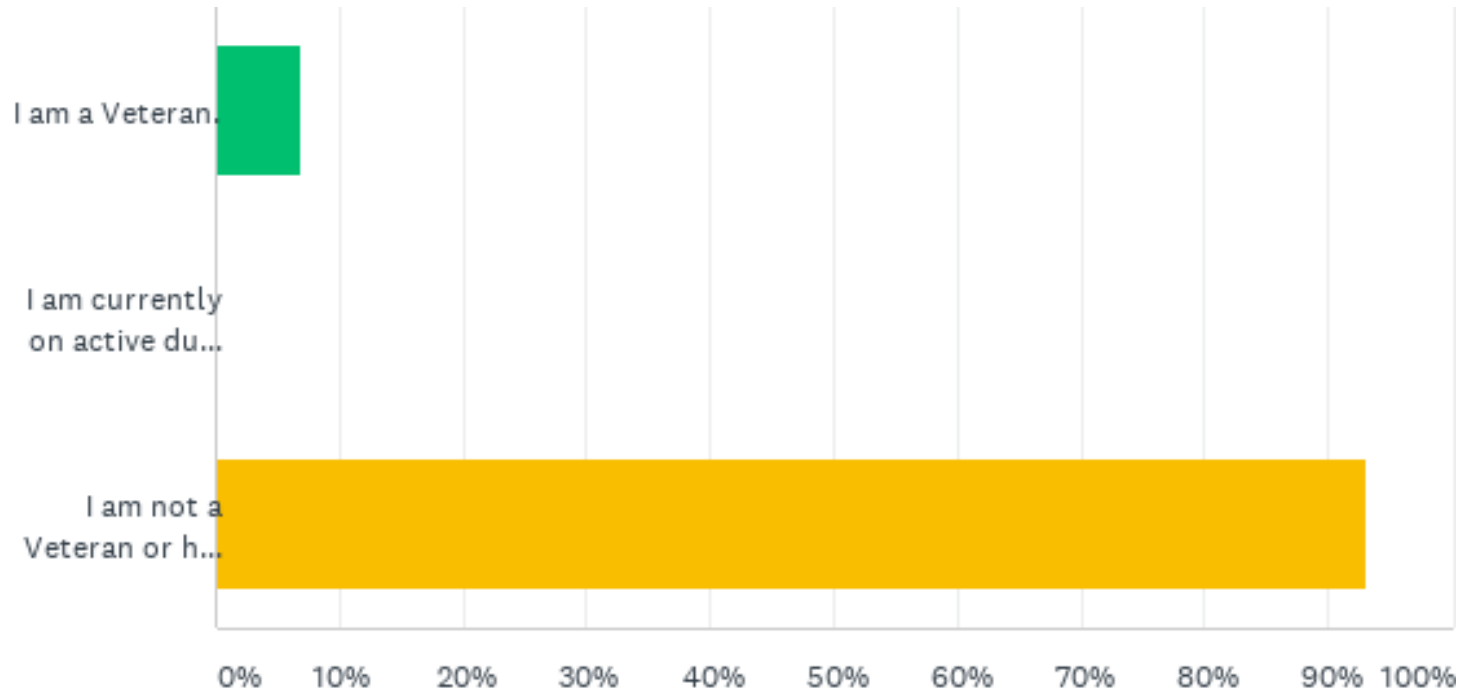
Q2: Would you be interested in joining an alumni association?

Answered: 86 Skipped: 3

ANSWER CHOICES	RESPONSES	
yes	34.88%	30
no	65.12%	56
TOTAL		86

Q3: Veteran Status

Answered: 87 Skipped: 2



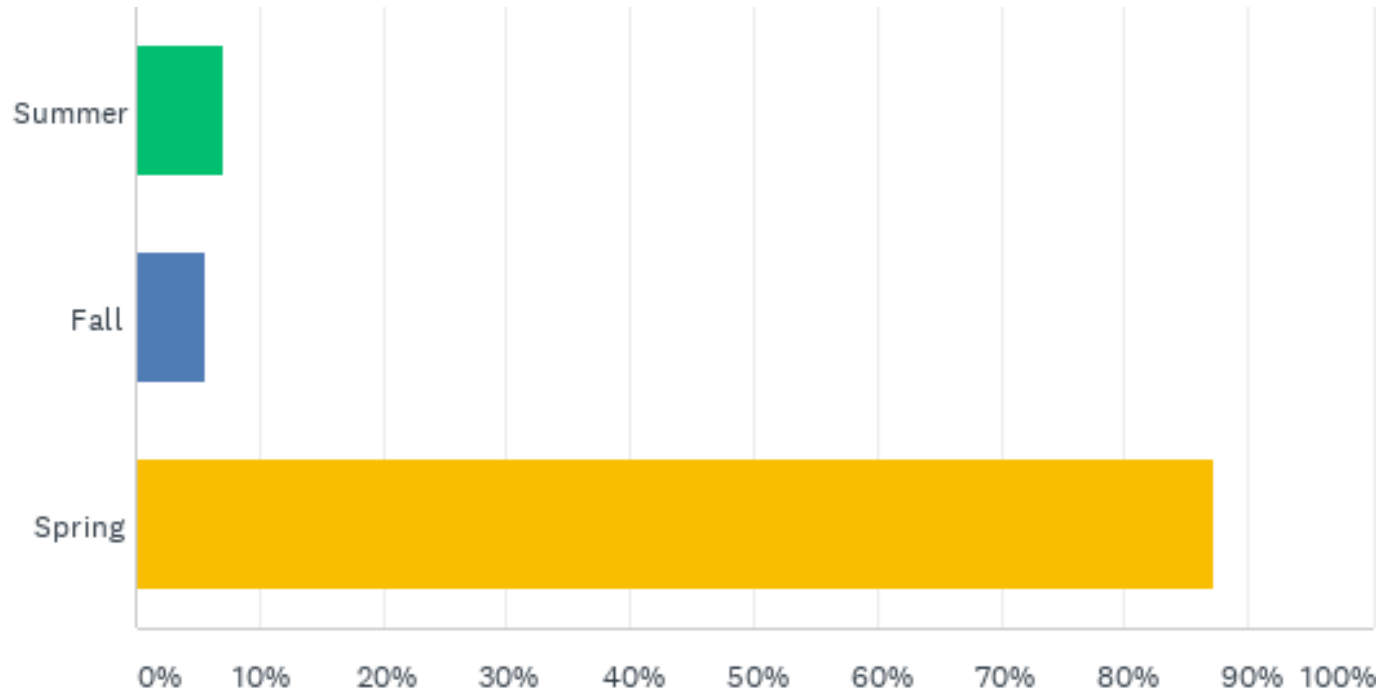
Q3: Veteran Status

Answered: 87 Skipped: 2

ANSWER CHOICES	RESPONSES	
I am a Veteran.	6.90%	6
I am currently on active duty in the military.	0.00%	0
I am not a Veteran or have never been on active duty.	93.10%	81
TOTAL		87

Q4: When did you Graduate?

Answered: 70 Skipped: 19



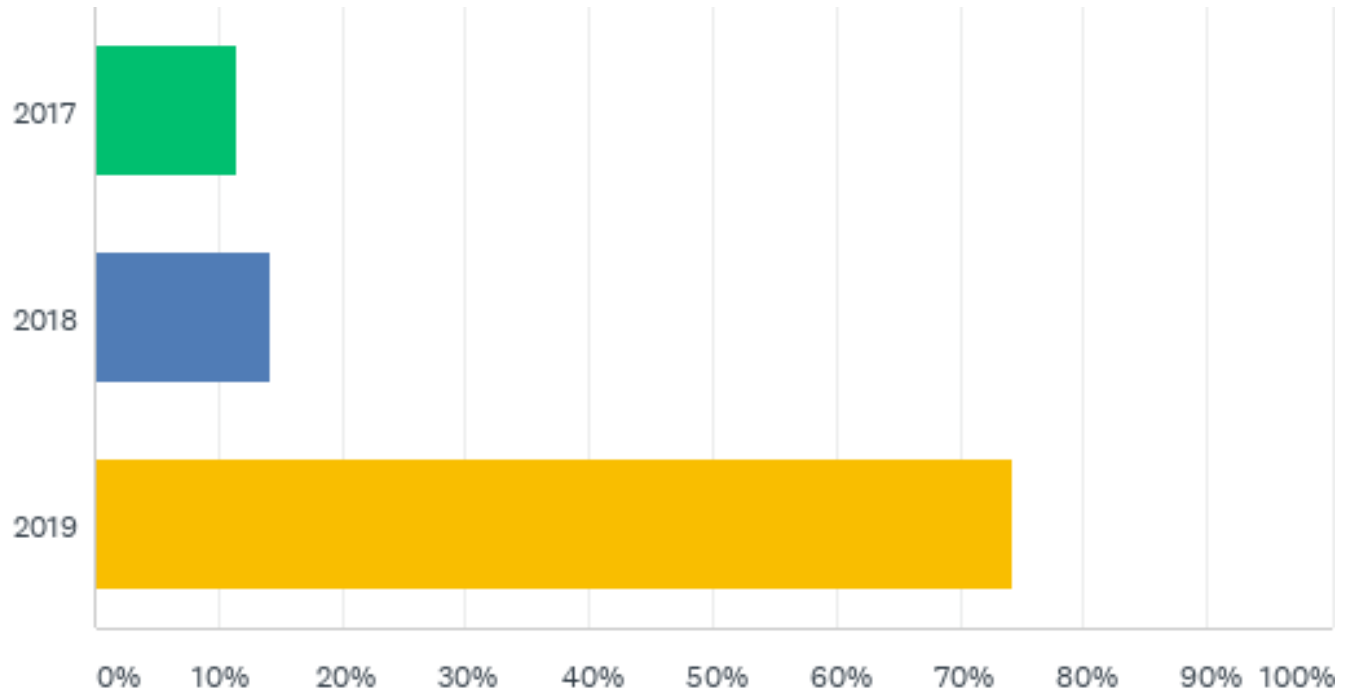
Q4: When did you Graduate?

Answered: 70 Skipped: 19

ANSWER CHOICES	RESPONSES	
Summer	7.14%	5
Fall	5.71%	4
Spring	87.14%	61
TOTAL		70

Q5: What year?

Answered: 35 Skipped: 54



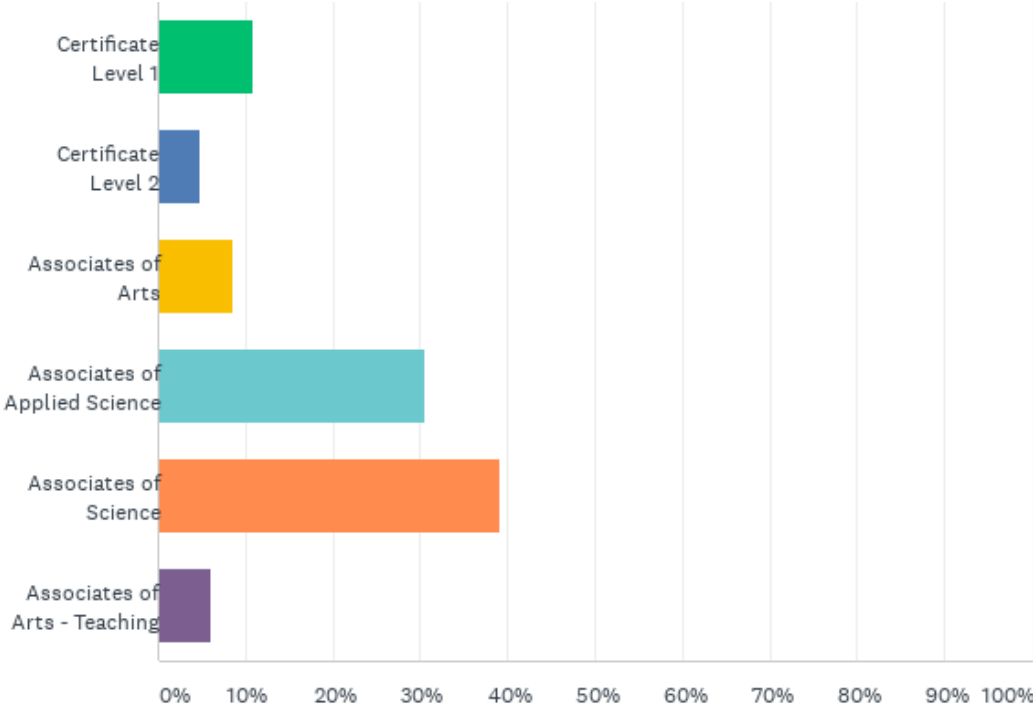
Q5: What year?

Answered: 35 Skipped: 54

ANSWER CHOICES	RESPONSES	
2017	11.43%	4
2018	14.29%	5
2019	74.29%	26
TOTAL		35

Q6: What degree did you earn?

Answered: 82 Skipped: 7



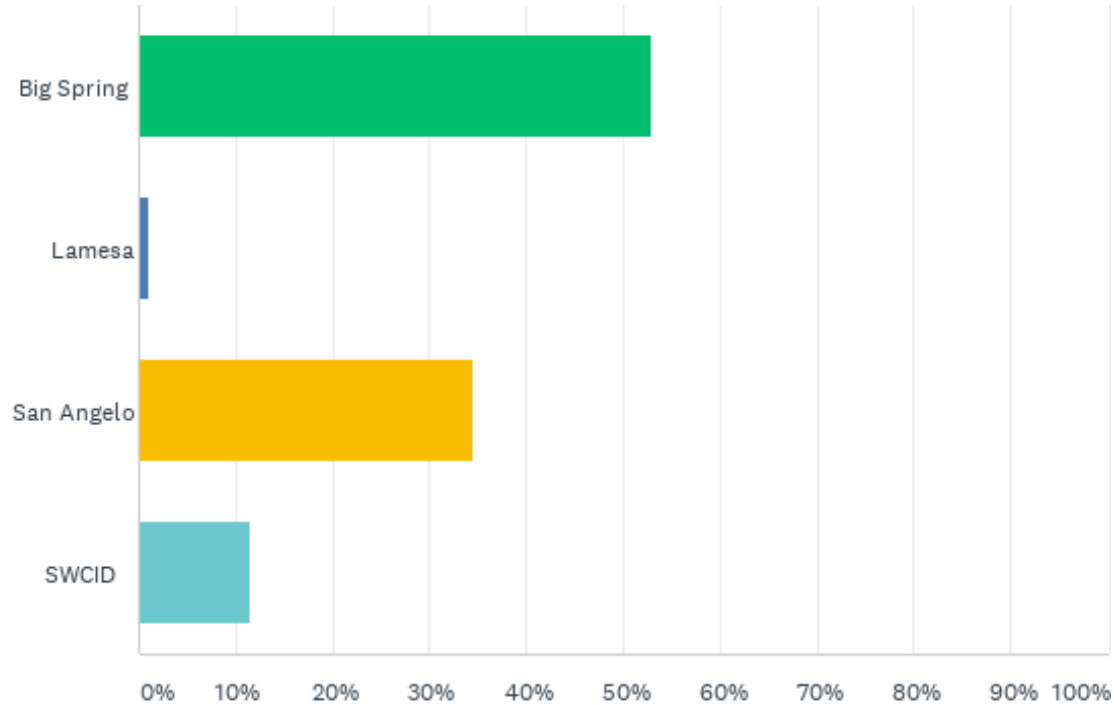
Q6: What degree did you earn?

Answered: 82 Skipped: 7

ANSWER CHOICES	RESPONSES	
Certificate Level 1	10.98%	9
Certificate Level 2	4.88%	4
Associates of Arts	8.54%	7
Associates of Applied Science	30.49%	25
Associates of Science	39.02%	32
Associates of Arts - Teaching	6.10%	5
TOTAL		82

Q7: What campus did you attend?

Answered: 87 Skipped: 2



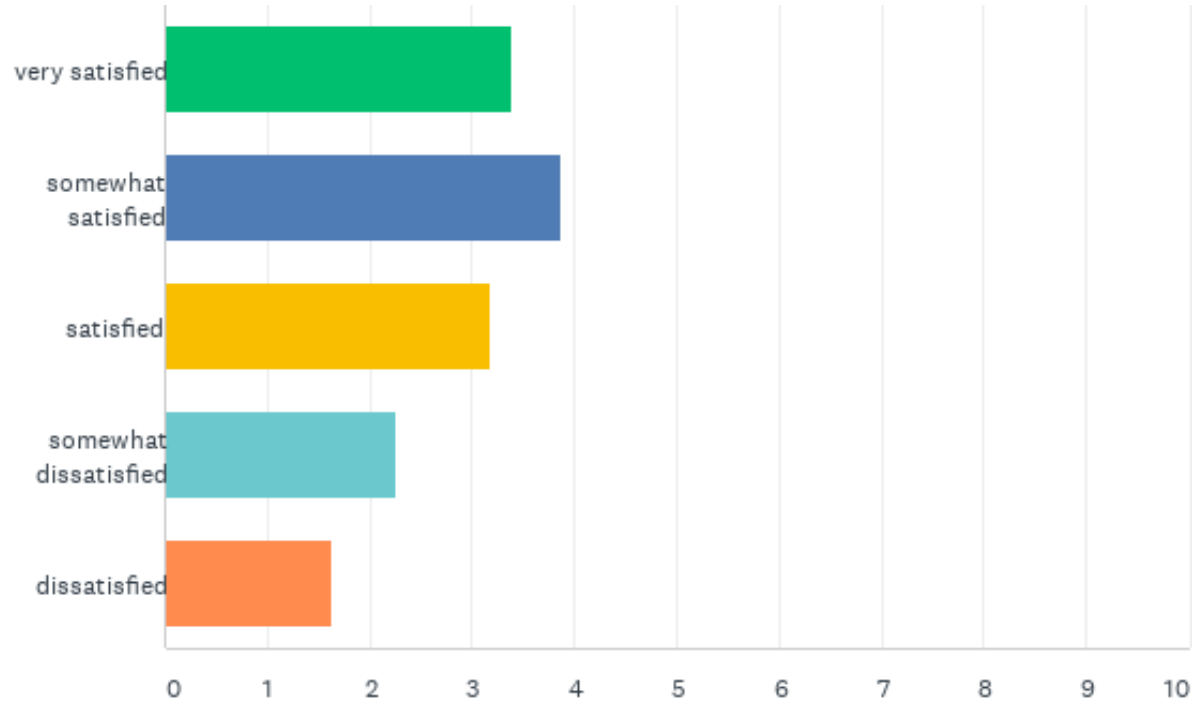
Q7: What campus did you attend?

Answered: 87 Skipped: 2

ANSWER CHOICES	RESPONSES	
Big Spring	52.87%	46
Lamesa	1.15%	1
San Angelo	34.48%	30
SWCID	11.49%	10
TOTAL		87

Q8: If you utilized the student loan programs, please rate your satisfaction with financial literacy provided.

Answered: 77 Skipped: 12



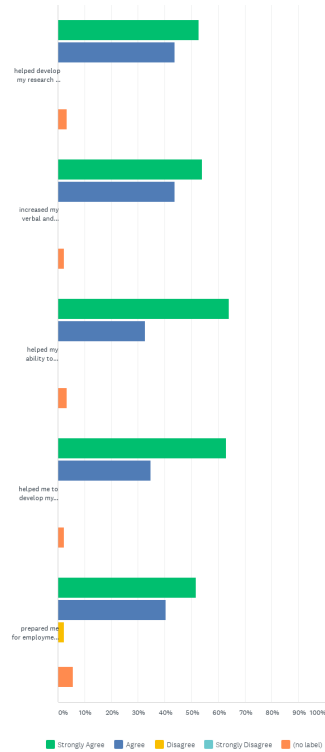
Q8: If you utilized the student loan programs, please rate your satisfaction with financial literacy provided.

Answered: 77 Skipped: 12

	1	2	3	4	5	N/A	TOTAL	SCORE
very satisfied	21.21% 14	3.03% 2	1.52% 1	4.55% 3	12.12% 8	57.58% 38	66	3.39
somewhat satisfied	11.67% 7	11.67% 7	8.33% 5	1.67% 1	1.67% 1	65.00% 39	60	3.86
satisfied	6.78% 4	5.08% 3	8.47% 5	6.78% 4	3.39% 2	69.49% 41	59	3.17
somewhat dissatisfied	0.00% 0	1.79% 1	3.57% 2	14.29% 8	1.79% 1	78.57% 44	56	2.25
dissatisfied	1.82% 1	0.00% 0	1.82% 1	1.82% 1	14.55% 8	80.00% 44	55	1.64

Q9: Rate your experience at Howard College/SWCID. My courses...

Answered: 89 Skipped: 0



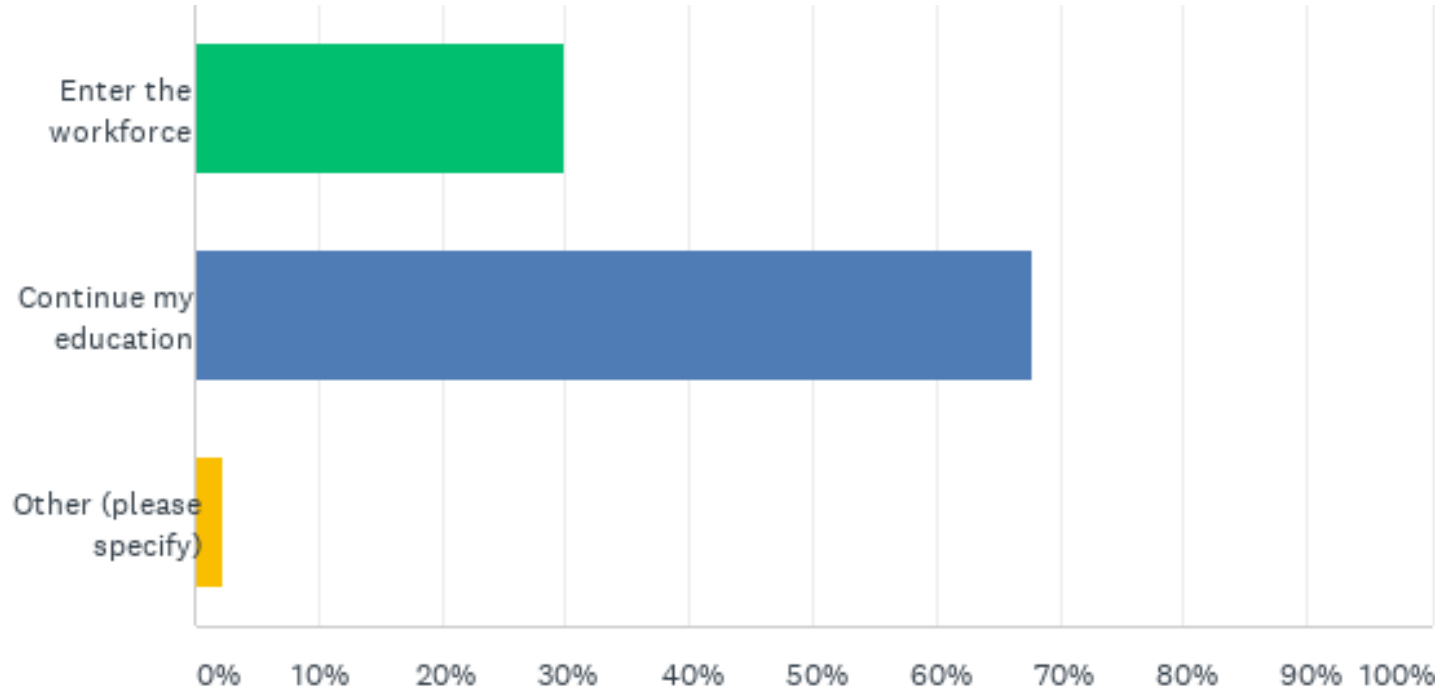
Q9: Rate your experience at Howard College/SWCID. My courses...

Answered: 89 Skipped: 0

	STRONGLY AGREE	AGREE	DISAGREE	STRONGLY DISAGREE	(NO LABEL)	TOTAL	WEIGHTED AVERAGE
helped develop my research and analytical skills.	52.81% 47	43.82% 39	0.00% 0	0.00% 0	3.37% 3	89	1.57
increased my verbal and written communication skills that will be applied in my future education or occupational endeavors.	53.93% 48	43.82% 39	0.00% 0	0.00% 0	2.25% 2	89	1.53
helped my ability to understand how my ethical decisions impact others.	64.04% 57	32.58% 29	0.00% 0	0.00% 0	3.37% 3	89	1.46
helped me to develop my ability to work with others of diverse backgrounds.	62.92% 56	34.83% 31	0.00% 0	0.00% 0	2.25% 2	89	1.44
prepared me for employment by using current technology.	51.69% 46	40.45% 36	2.25% 2	0.00% 0	5.62% 5	89	1.67

Q10: What are your plans post-graduation?

Answered: 87 Skipped: 2



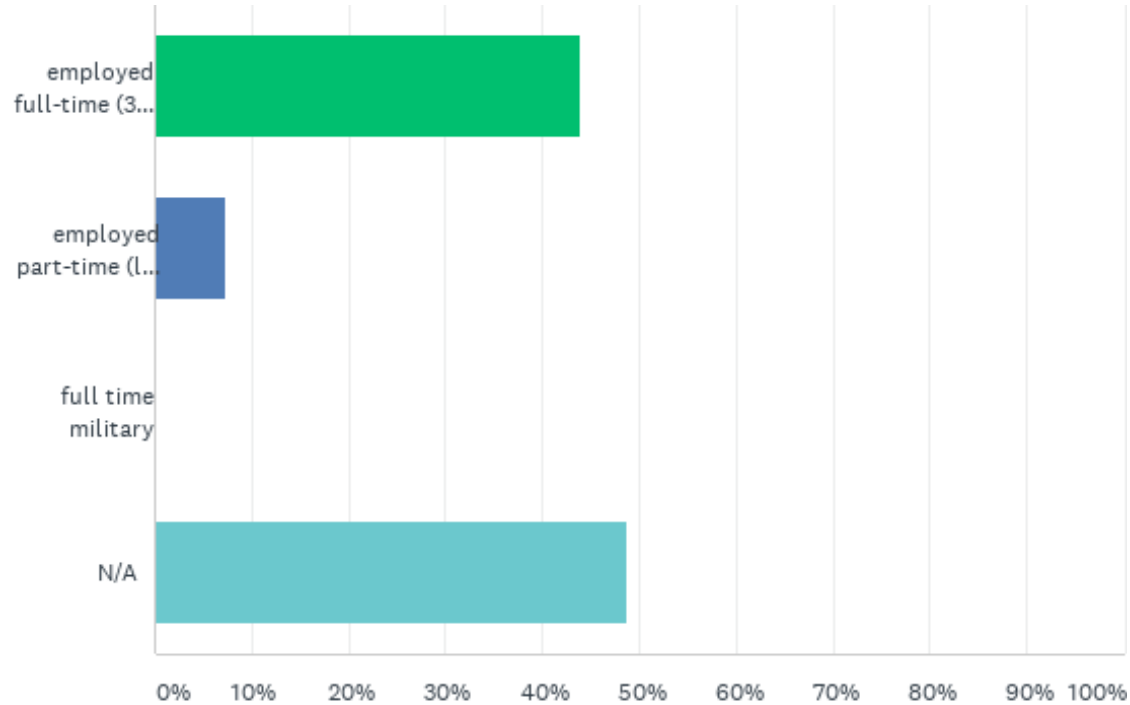
Q10: What are your plans post-graduation?

Answered: 87 Skipped: 2

ANSWER CHOICES	RESPONSES	
Enter the workforce	29.89%	26
Continue my education	67.82%	59
Other (please specify)	2.30%	2
TOTAL		87

Q11: If you are entering the workforce, will you be

Answered: 82 Skipped: 7



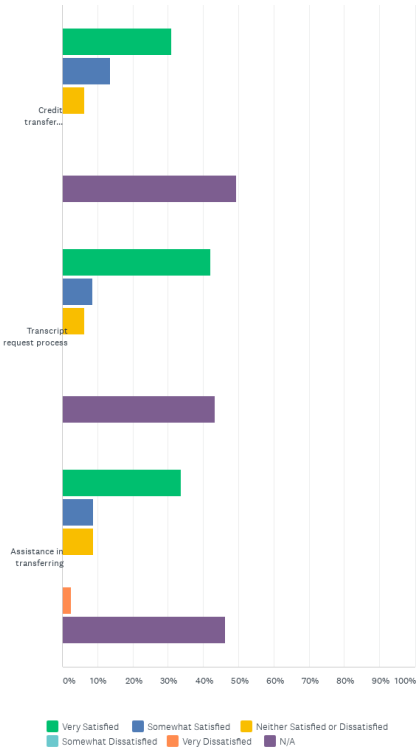
Q11: If you are entering the workforce, will you be

Answered: 82 Skipped: 7

ANSWER CHOICES	RESPONSES	
employed full-time (30 plus hours per week)	43.90%	36
employed part-time (less than 30 hours per week)	7.32%	6
full time military	0.00%	0
N/A	48.78%	40
TOTAL		82

Q12: If you are enrolling at a University, rate your level of satisfaction with the following services:

Answered: 82 Skipped: 7



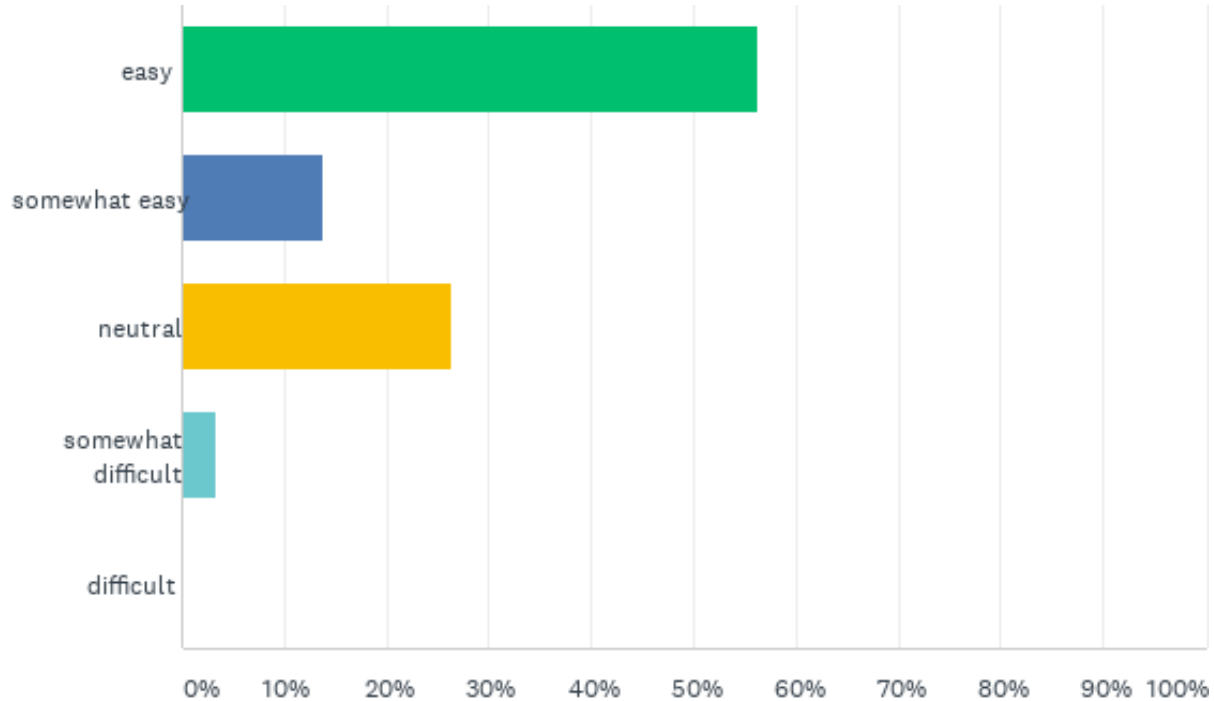
Q12: If you are enrolling at a University, rate your level of satisfaction with the following services:

Answered: 82 Skipped: 7

	VERY SATISFIED	SOMEWHAT SATISFIED	NEITHER SATISFIED OR DISSATISFIED	SOMEWHAT DISSATISFIED	VERY DISSATISFIED	N/A	TOTAL	WEIGHTED AVERAGE
Credit transfer process	30.86% 25	13.58% 11	6.17% 5	0.00% 0	0.00% 0	49.38% 40	81	1.51
Transcript request process	41.98% 34	8.64% 7	6.17% 5	0.00% 0	0.00% 0	43.21% 35	81	1.37
Assistance in transferring	33.75% 27	8.75% 7	8.75% 7	0.00% 0	2.50% 2	46.25% 37	80	1.67

Q13: Did you find the process for graduation...

Answered: 87 Skipped: 2



Q13: Did you find the process for graduation...

Answered: 87 Skipped: 2

ANSWER CHOICES	RESPONSES	
easy	56.32%	49
somewhat easy	13.79%	12
neutral	26.44%	23
somewhat difficult	3.45%	3
difficult	0.00%	0
TOTAL		87