

Graduation Survey 2018- 2019

Monday, September 30, 2019

266

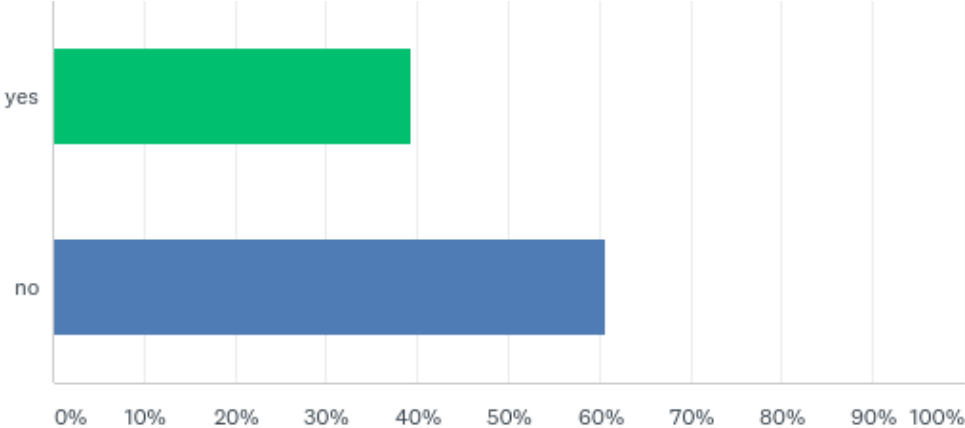
Total Responses

Date Created: Monday, November 26, 2018

Complete Responses: 266

Q2: Would you be interested in joining an alumni association?

Answered: 265 Skipped: 1



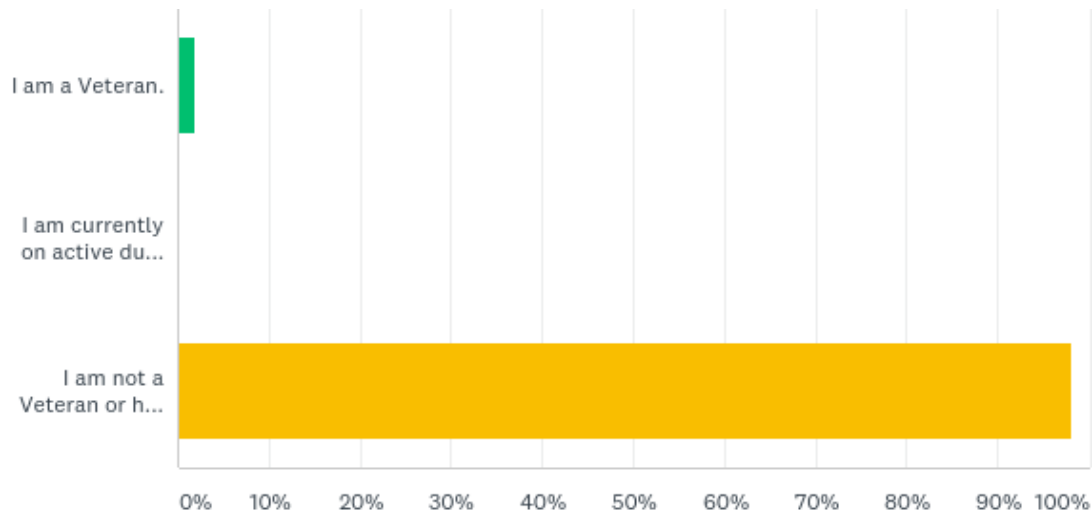
Q2: Would you be interested in joining an alumni association?

Answered: 265 Skipped: 1

ANSWER CHOICES	RESPONSES	
yes	39.25%	104
no	60.75%	161
TOTAL		265

Q3: Veteran Status

Answered: 264 Skipped: 2



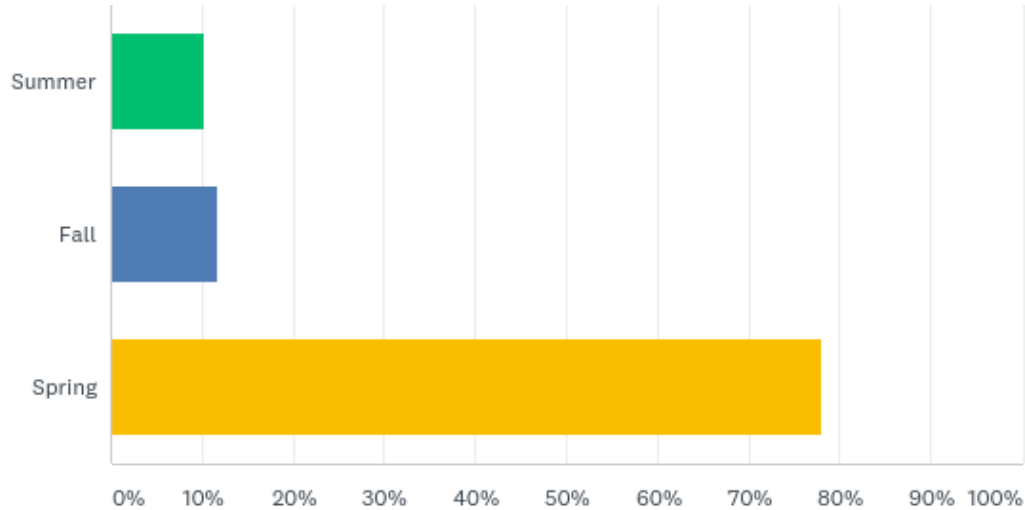
Q3: Veteran Status

Answered: 264 Skipped: 2

ANSWER CHOICES	RESPONSES	
I am a Veteran.	1.89%	5
I am currently on active duty in the military.	0.00%	0
I am not a Veteran or have never been on active duty.	98.11%	259
TOTAL		264

Q4: When did you Graduate?

Answered: 264 Skipped: 2



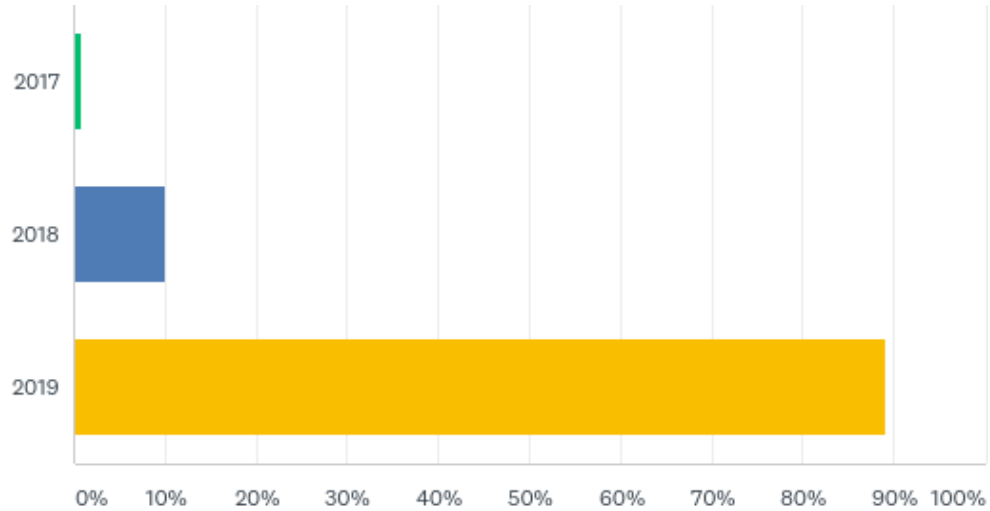
Q4: When did you Graduate?

Answered: 264 Skipped: 2

ANSWER CHOICES	RESPONSES	
Summer	10.23%	27
Fall	11.74%	31
Spring	78.03%	206
TOTAL		264

Q5: What year?

Answered: 259 Skipped: 7



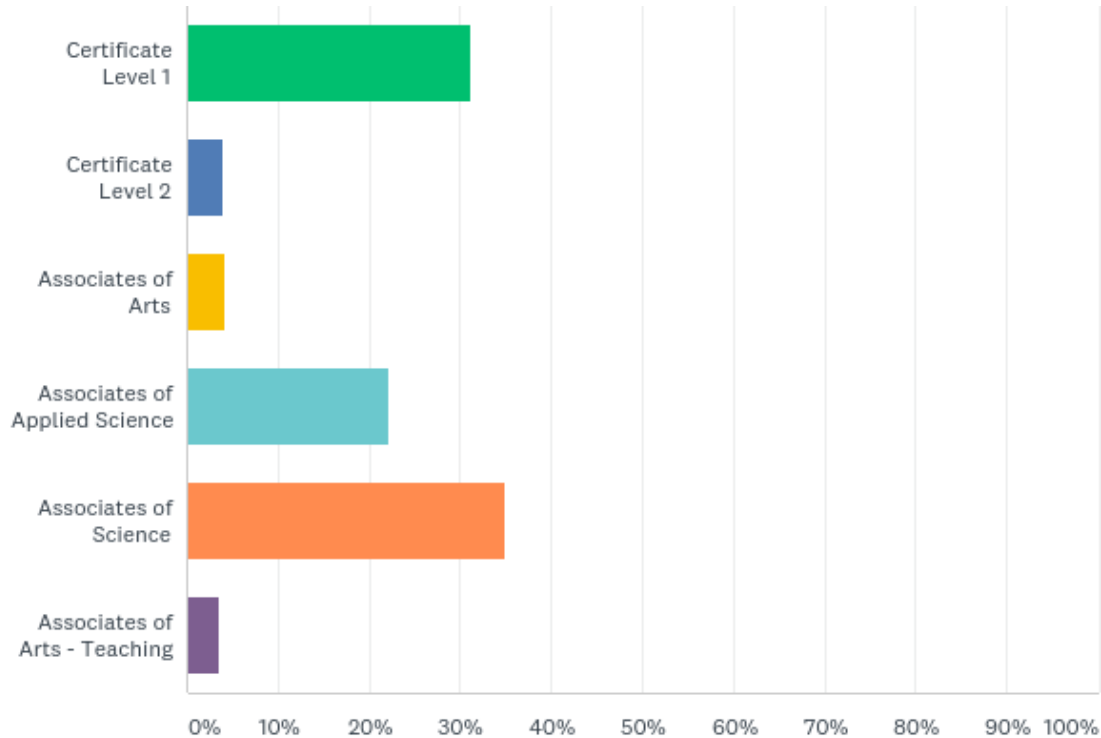
Q5: What year?

Answered: 259 Skipped: 7

ANSWER CHOICES	RESPONSES	
2017	0.77%	2
2018	10.04%	26
2019	89.19%	231
TOTAL		259

Q6: What degree did you earn?

Answered: 257 Skipped: 9



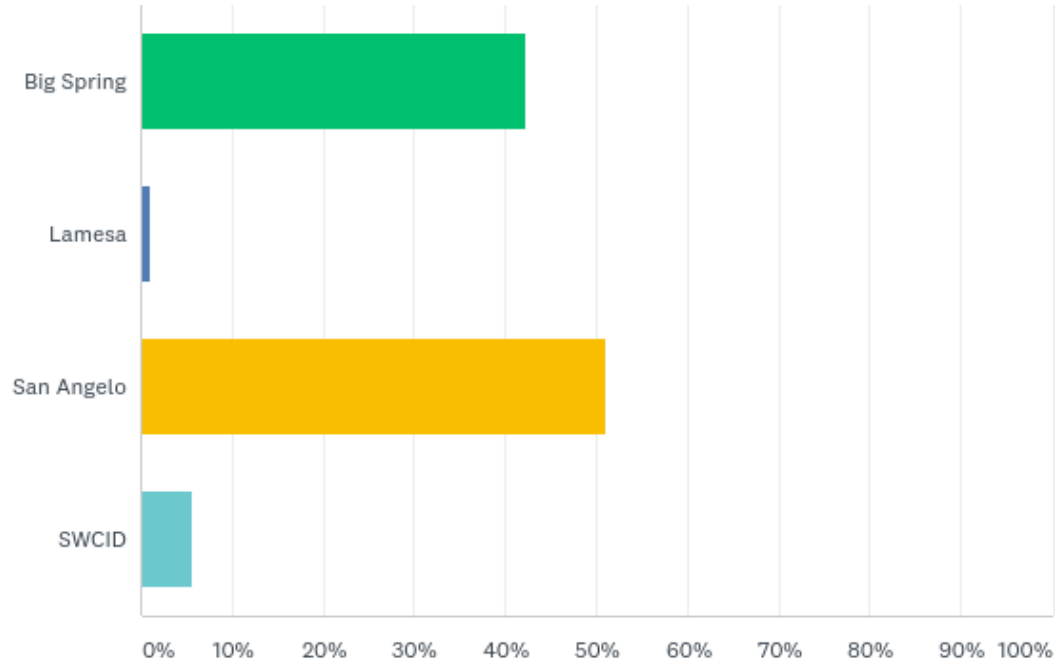
Q6: What degree did you earn?

Answered: 257 Skipped: 9

ANSWER CHOICES	RESPONSES	
Certificate Level 1	31.13%	80
Certificate Level 2	3.89%	10
Associates of Arts	4.28%	11
Associates of Applied Science	22.18%	57
Associates of Science	35.02%	90
Associates of Arts - Teaching	3.50%	9
TOTAL		257

Q7: What campus did you attend?

Answered: 263 Skipped: 3



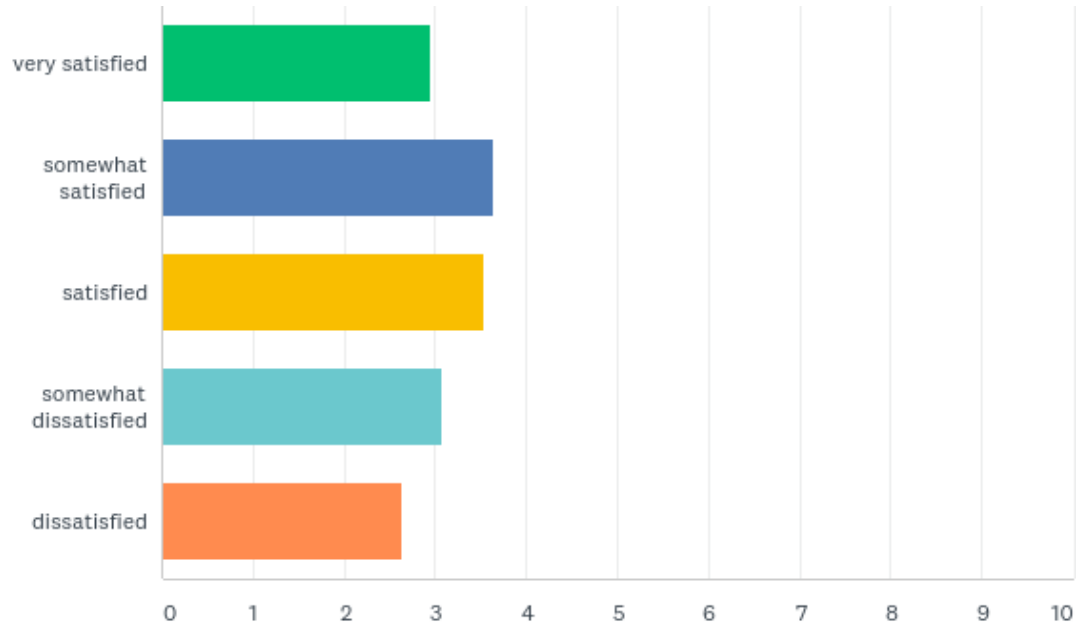
Q7: What campus did you attend?

Answered: 263 Skipped: 3

ANSWER CHOICES	RESPONSES	
Big Spring	42.21%	111
Lamesa	1.14%	3
San Angelo	50.95%	134
SWCID	5.70%	15
TOTAL		263

Q8: If you utilized the student loan programs, please rate your satisfaction with financial literacy provided.

Answered: 251 Skipped: 15



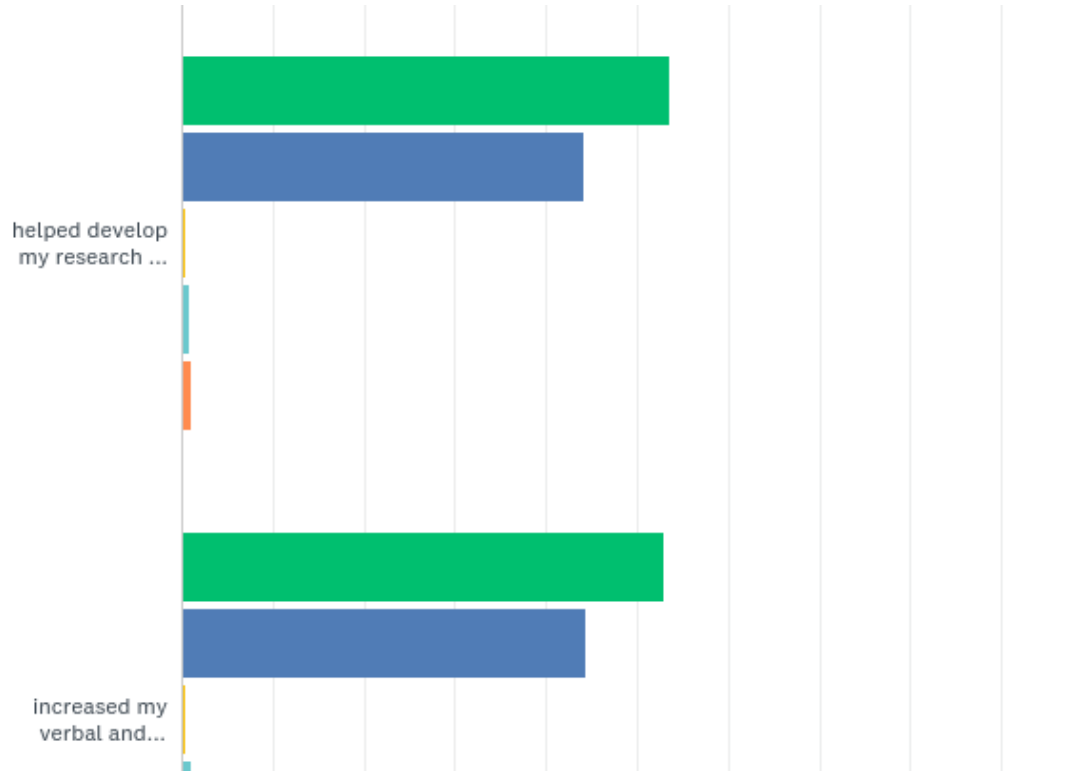
Q8: If you utilized the student loan programs, please rate your satisfaction with financial literacy provided.

Answered: 251 Skipped: 15

	1	2	3	4	5	N/A	TOTAL	SCORE
very satisfied	13.58% 33	1.65% 4	3.70% 9	1.65% 4	14.40% 35	65.02% 158	243	2.95
somewhat satisfied	11.42% 25	5.94% 13	6.39% 14	5.94% 13	1.37% 3	68.95% 151	219	3.65
satisfied	7.17% 16	14.35% 32	8.52% 19	3.14% 7	3.14% 7	63.68% 142	223	3.53
somewhat dissatisfied	1.38% 3	8.26% 18	11.01% 24	7.80% 17	0.46% 1	71.10% 155	218	3.08
dissatisfied	5.58% 12	1.86% 4	3.26% 7	9.77% 21	6.51% 14	73.02% 157	215	2.64

Q9: Rate your experience at Howard College/SWCID. My courses...

Answered: 264 Skipped: 2



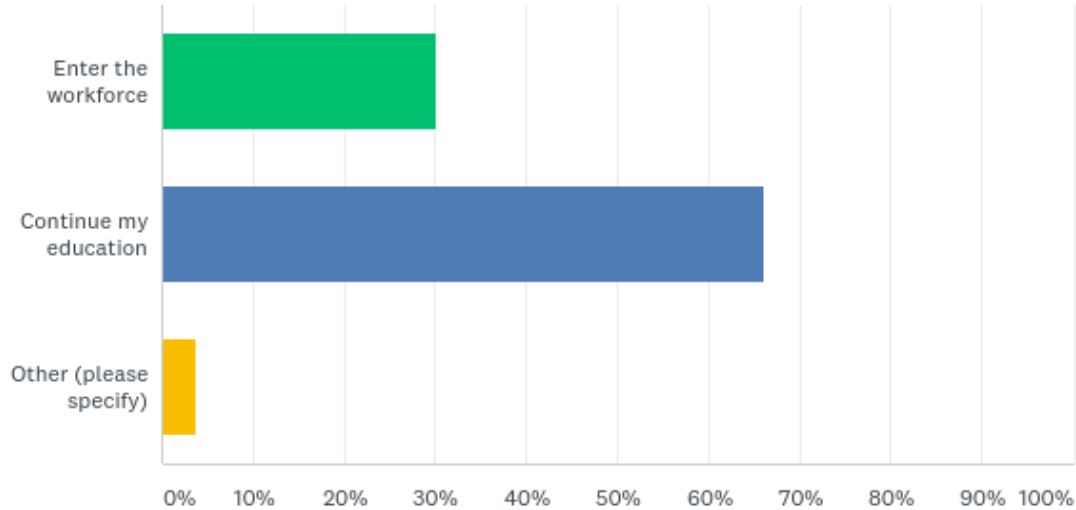
Q9: Rate your experience at Howard College/SWCID. My courses...

Answered: 264 Skipped: 2

	STRONGLY AGREE	AGREE	DISAGREE	STRONGLY DISAGREE	(NO LABEL)	TOTAL	WEIGHTED AVERAGE
helped develop my research and analytical skills.	53.61% 141	44.11% 116	0.38% 1	0.76% 2	1.14% 3	263	1.52
increased my verbal and written communication skills that will be applied in my future education or occupational endeavors.	53.03% 140	44.32% 117	0.38% 1	1.14% 3	1.14% 3	264	1.53
helped my ability to understand how my ethical decisions impact others.	51.14% 135	43.56% 115	3.41% 9	0.76% 2	1.14% 3	264	1.57

Q10: What are your plans post-graduation?

Answered: 262 Skipped: 4



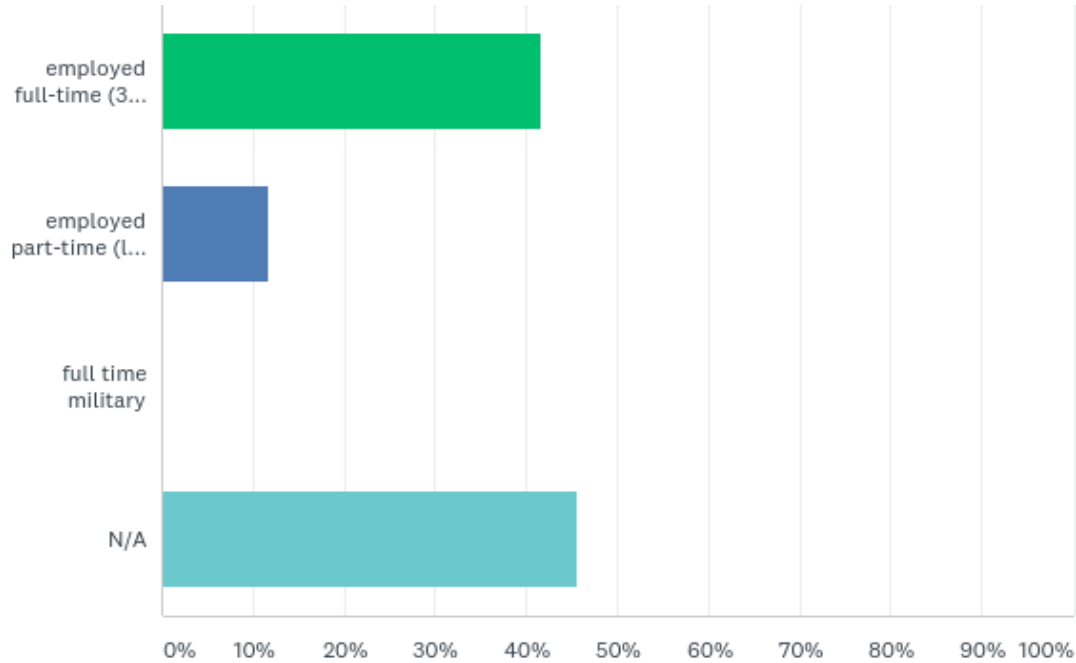
Q10: What are your plans post-graduation?

Answered: 262 Skipped: 4

ANSWER CHOICES	RESPONSES	
Enter the workforce	30.15%	79
Continue my education	66.03%	173
Other (please specify)	3.82%	10
TOTAL		262

Q11: If you are entering the workforce, will you be

Answered: 254 Skipped: 12



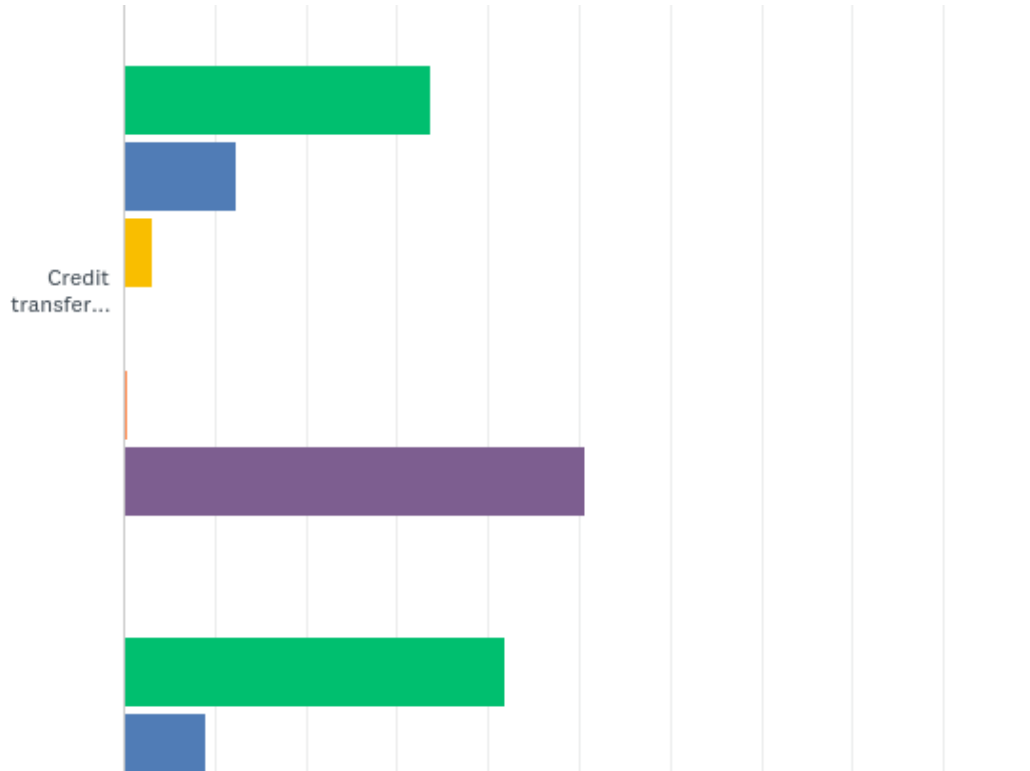
Q11: If you are entering the workforce, will you be

Answered: 254 Skipped: 12

ANSWER CHOICES	RESPONSES	
employed full-time (30 plus hours per week)	41.73%	106
employed part-time (less than 30 hours per week)	11.81%	30
full time military	0.00%	0
N/A	45.67%	116
TOTAL		254

Q12: If you are enrolling at a University, rate your level of satisfaction with the following services:

Answered: 253 Skipped: 13



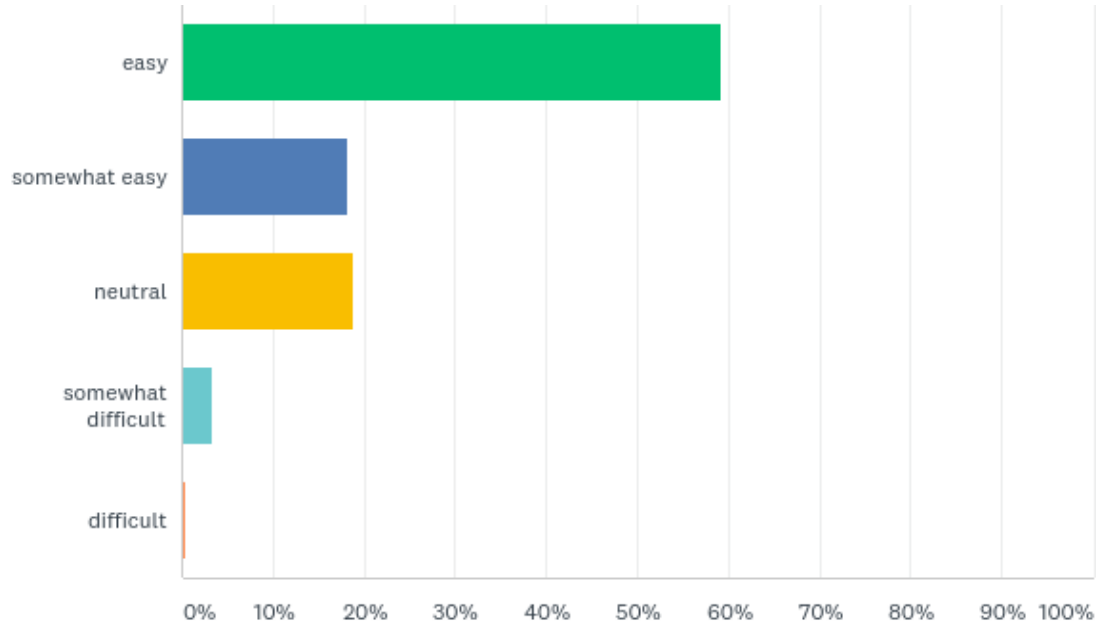
Q12: If you are enrolling at a University, rate your level of satisfaction with the following services:

Answered: 253 Skipped: 13

	VERY SATISFIED	SOMEWHAT SATISFIED	NEITHER SATISFIED OR DISSATISFIED	SOMEWHAT DISSATISFIED	VERY DISSATISFIED	N/A	TOTAL	WEIGHTED AVERAGE
Credit transfer process	33.60% 85	12.25% 31	3.16% 8	0.00% 0	0.40% 1	50.59% 128	253	1.41
Transcript request process	41.90% 106	9.09% 23	3.56% 9	1.19% 3	0.00% 0	44.27% 112	253	1.35
Assistance in transferring	38.31% 95	11.69% 29	3.63% 9	0.81% 2	0.00% 0	45.56% 113	248	1.39

Q13: Did you find the process for graduation...

Answered: 265 Skipped: 1



Q13: Did you find the process for graduation...

Answered: 265 Skipped: 1

ANSWER CHOICES	RESPONSES	
easy	59.25%	157
somewhat easy	18.11%	48
neutral	18.87%	50
somewhat difficult	3.40%	9
difficult	0.38%	1
TOTAL		265