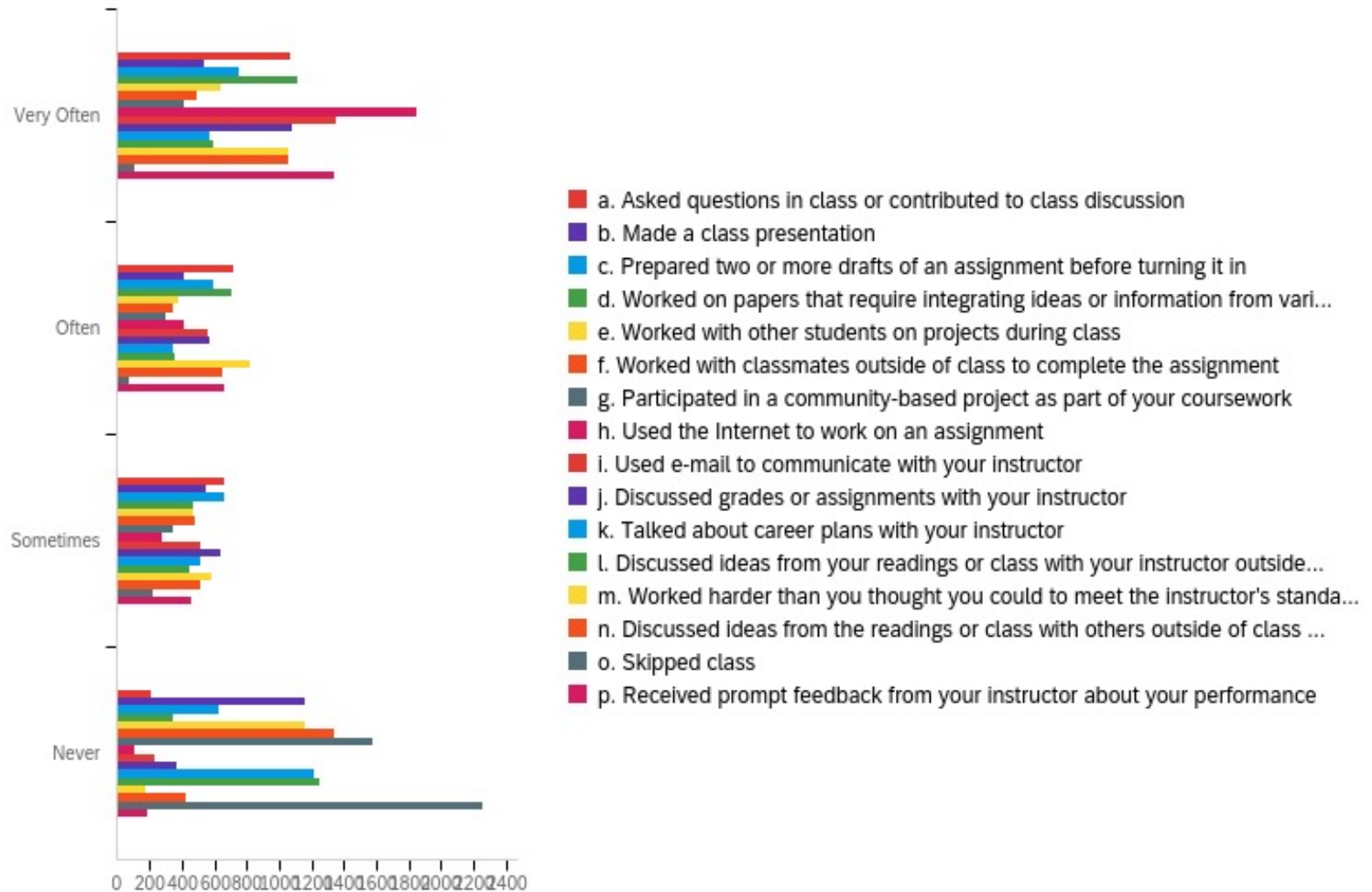


Fall 2020 Course Evaluations

Course Evaluation - Fall 2020

Q1 - In your experience with this class, [Field-Course] [Field-Title], during the current semester, how often did you do the following?



Q1 - In your experience with this class, [Field-Course] [Field-Title], during the current semester, how often did you do the following?

#	Field	Minimum	Maximum	Mean	Std Deviation	Variance	Count
1	a. Asked questions in class or contributed to class discussion	1.00	4.00	2.00	0.98	0.96	2642
2	b. Made a class presentation	1.00	4.00	2.88	1.18	1.38	2642
3	c. Prepared two or more drafts of an assignment before turning it in	1.00	4.00	2.45	1.14	1.29	2642
4	d. Worked on papers that require integrating ideas or information from various sources	1.00	4.00	2.02	1.06	1.12	2642

Q1 - In your experience with this class, [Field-Course] [Field-Title], during the current semester, how often did you do the following?

#	Field	Minimum	Maximum	Mean	Std Deviation	Variance	Count
5	e. Worked with other students on projects during class	1.00	4.00	2.81	1.23	1.51	2642
6	f. Worked with classmates outside of class to complete the assignment	1.00	4.00	3.01	1.17	1.37	2642
7	g. Participated in a community-based project as part of your coursework	1.00	4.00	3.17	1.15	1.32	2642

Q1 - In your experience with this class, [Field-Course] [Field-Title], during the current semester, how often did you do the following?

#	Field	Minimum	Maximum	Mean	Std Deviation	Variance	Count
8	h. Used the Internet to work on an assignment	1.00	4.00	1.49	0.84	0.71	2642
9	i. Used e-mail to communicate with your instructor	1.00	4.00	1.86	1.01	1.03	2642
10	j. Discussed grades or assignments with your instructor	1.00	4.00	2.11	1.09	1.19	2642
11	k. Talked about career plans with your instructor	1.00	4.00	2.90	1.20	1.44	2642

Q1 - In your experience with this class, [Field-Course] [Field-Title], during the current semester, how often did you do the following?

#	Field	Minimum	Maximum	Mean	Std Deviation	Variance	Count
12	l. Discussed ideas from your readings or class with your instructor outside of class	1.00	4.00	2.88	1.22	1.50	2642
13	m. Worked harder than you thought you could to meet the instructor's standards or expectations	1.00	4.00	1.95	0.94	0.89	2642
14	n. Discussed ideas from the readings or class with others outside of class (students, family members, co-workers, etc.)	1.00	4.00	2.11	1.11	1.22	2642

Q1 - In your experience with this class, [Field-Course] [Field-Title], during the current semester, how often did you do the following?

#	Field	Minimum	Maximum	Mean	Std Deviation	Variance	Count
15	o. Skipped class	1.00	4.00	3.75	0.69	0.47	2642
16	p. Received prompt feedback from your instructor about your performance	1.00	4.00	1.81	0.96	0.93	2642

Q1 - In your experience with this class, [Field-Course] [Field-Title], during the current semester, how often did you do the following?

#	Question	Very Often	Often	Sometimes	Never	Total				
1	a. Asked questions in class or contributed to class discussion	40.31%	1065	27.10%	716	24.83%	656	7.76%	205	2642
2	b. Made a class presentation	20.14%	532	15.40%	407	20.59%	544	43.87%	1159	2642
3	c. Prepared two or more drafts of an assignment before turning it in	28.31%	748	22.60%	597	25.17%	665	23.92%	632	2642
4	d. Worked on papers that require integrating ideas or information from various sources	42.32%	1118	26.72%	706	17.90%	473	13.06%	345	2642

Q1 - In your experience with this class, [Field-Course] [Field-Title], during the current semester, how often did you do the following?

#	Question	Very Often	Often	Sometimes	Never	Total				
5	e. Worked with other students on projects during class	24.15%	638	14.46%	382	17.68%	467	43.72%	1155	2642
6	f. Worked with classmates outside of class to complete the assignment	18.40%	486	12.83%	339	18.24%	482	50.53%	1335	2642
7	g. Participated in a community-based project as part of your coursework	15.78%	417	11.54%	305	13.06%	345	59.61%	1575	2642

Q1 - In your experience with this class, [Field-Course] [Field-Title], during the current semester, how often did you do the following?

#	Question	Very Often	Often	Sometimes	Never	Total
8	h. Used the Internet to work on an assignment	69.72% 1842	15.52% 410	10.67% 282	4.09% 108	2642
9	i. Used e-mail to communicate with your instructor	51.02% 1348	21.04% 556	19.27% 509	8.67% 229	2642
10	j. Discussed grades or assignments with your instructor	40.69% 1075	21.39% 565	24.22% 640	13.70% 362	2642
11	k. Talked about career plans with your instructor	21.65% 572	12.87% 340	19.49% 515	45.99% 1215	2642

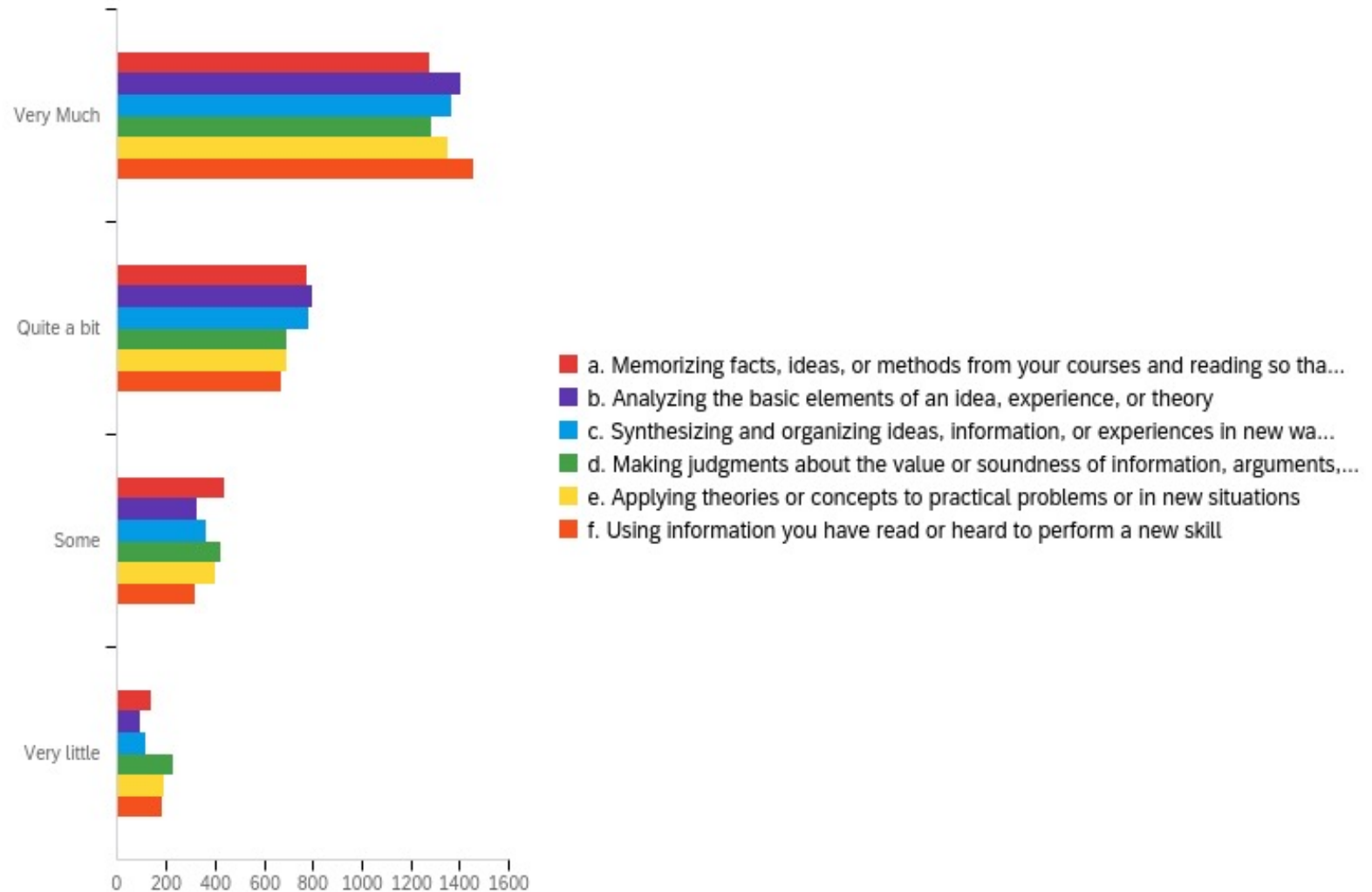
Q1 - In your experience with this class, [Field-Course] [Field-Title], during the current semester, how often did you do the following?

#	Question	Very Often	Often	Sometimes	Never	Total
12	l. Discussed ideas from your readings or class with your instructor outside of class	22.63% 598	13.32% 352	16.99% 449	47.05% 1243	2642
13	m. Worked harder than you thought you could to meet the instructor's standards or expectations	40.20% 1062	30.92% 817	22.18% 586	6.70% 177	2642
14	n. Discussed ideas from the readings or class with others outside of class (students, family members, co-workers, etc.)	40.08% 1059	24.60% 650	19.30% 510	16.01% 423	2642

Q1 - In your experience with this class, [Field-Course] [Field-Title], during the current semester, how often did you do the following?

#	Question	Very Often	Often	Sometimes	Never	Total				
15	o. Skipped class	3.90%	103	2.57%	68	8.33%	220	85.20%	2251	2642
16	p. Received prompt feedback from your instructor about your performance	50.57%	1336	24.91%	658	17.49%	462	7.04%	186	2642

Q2 - During this current semester, how much has this course, [Field-Course] [Field-Title], emphasized the following?



Q2 - During this current semester, how much has this course, [Field-Course] [Field-Title], emphasized the following?

#	Field	Minimum	Maximum	Mean	Std Deviation	Variance	Count
1	a. Memorizing facts, ideas, or methods from your courses and reading so that you can repeat them in pretty much the same form	1.00	4.00	1.79	0.91	0.82	2631
2	b. Analyzing the basic elements of an idea, experience, or theory	1.00	4.00	1.66	0.83	0.69	2631
3	c. Synthesizing and organizing ideas, information, or experiences in new ways	1.00	4.00	1.71	0.87	0.75	2631

Q2 - During this current semester, how much has this course, [Field-Course] [Field-Title], emphasized the following?

#	Field	Minimum	Maximum	Mean	Std Deviation	Variance	Count
4	d. Making judgments about the value or soundness of information, arguments, or methods	1.00	4.00	1.84	0.99	0.97	2631
5	e. Applying theories or concepts to practical problems or in new situations	1.00	4.00	1.78	0.95	0.91	2631
6	f. Using information you have read or heard to perform a new skill	1.00	4.00	1.71	0.93	0.86	2631

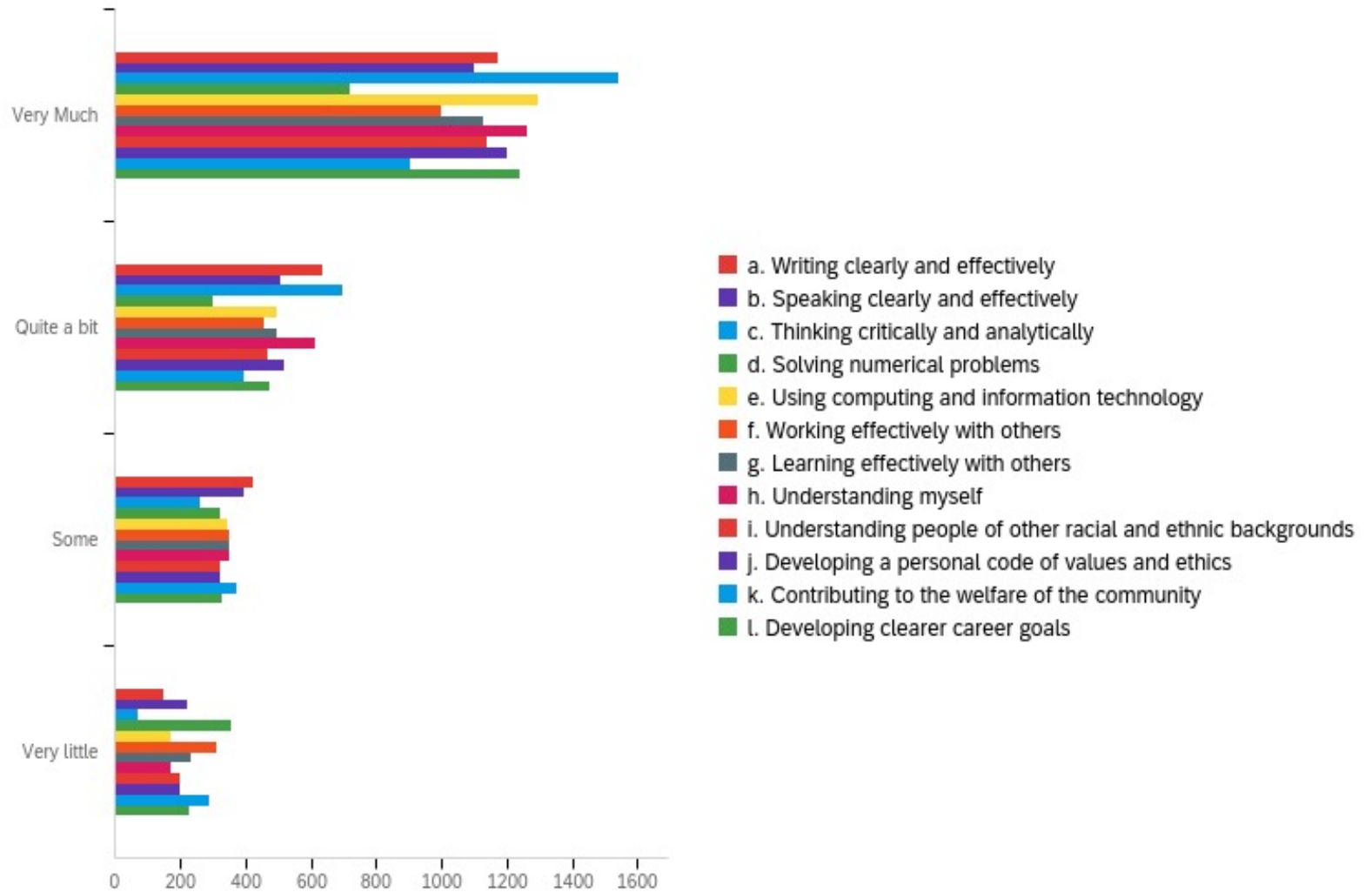
Q2 - During this current semester, how much has this course, [Field-Course] [Field-Title], emphasized the following?

#	Question	Very Much		Quite a bit		Some		Very little		Total
1	a. Memorizing facts, ideas, or methods from your courses and reading so that you can repeat them in pretty much the same form	48.50%	1276	29.46%	775	16.72%	440	5.32%	140	2631
2	b. Analyzing the basic elements of an idea, experience, or theory	53.52%	1408	30.41%	800	12.39%	326	3.69%	97	2631
3	c. Synthesizing and organizing ideas, information, or experiences in new ways	51.96%	1367	29.76%	783	13.87%	365	4.41%	116	2631

Q2 - During this current semester, how much has this course, [Field-Course] [Field-Title], emphasized the following?

#	Question	Very Much		Quite a bit		Some		Very little		Total
4	d. Making judgments about the value or soundness of information, arguments, or methods	48.95%	1288	26.38%	694	15.96%	420	8.70%	229	2631
5	e. Applying theories or concepts to practical problems or in new situations	51.35%	1351	26.26%	691	15.20%	400	7.18%	189	2631
6	f. Using information you have read or heard to perform a new skill	55.34%	1456	25.58%	673	12.20%	321	6.88%	181	2631

Q3 - During this current semester, to what extent did this course, [Field-Course] [Field-Title], help you develop in the following areas?



Q3 - During this current semester, to what extent did this course, [Field-Course] [Field-Title], help you develop in the following areas?

#	Field	Minimum	Maximum	Mean	Std Deviation	Variance	Count
1	a. Writing clearly and effectively	1.00	4.00	1.81	0.94	0.88	2373
2	b. Speaking clearly and effectively	1.00	4.00	1.88	1.03	1.05	2217
3	c. Thinking critically and analytically	1.00	4.00	1.56	0.79	0.62	2572
4	d. Solving numerical problems	1.00	4.00	2.19	1.19	1.42	1697
5	e. Using computing and information technology	1.00	4.00	1.74	0.97	0.94	2305

Q3 - During this current semester, to what extent did this course, [Field-Course] [Field-Title], help you develop in the following areas?

#	Field	Minimum	Maximum	Mean	Std Deviation	Variance	Count
6	f. Working effectively with others	1.00	4.00	1.98	1.11	1.22	2114
7	g. Learning effectively with others	1.00	4.00	1.86	1.03	1.07	2201
8	h. Understanding myself	1.00	4.00	1.76	0.95	0.90	2394
9	i. Understanding people of other racial and ethnic backgrounds	1.00	4.00	1.81	1.01	1.03	2131
10	j. Developing a personal code of values and ethics	1.00	4.00	1.79	1.00	0.99	2241

Q3 - During this current semester, to what extent did this course, [Field-Course] [Field-Title], help you develop in the following areas?

#	Field	Minimum	Maximum	Mean	Std Deviation	Variance	Count
11	k. Contributing to the welfare of the community	1.00	4.00	2.02	1.11	1.24	1952
12	l. Developing clearer career goals	1.00	4.00	1.80	1.02	1.05	2267

Q3 - During this current semester, to what extent did this course, [Field-Course] [Field-Title], help you develop in the following areas?

#	Question	Very Much	Quite a bit	Some	Very little	Total
1	a. Writing clearly and effectively	49.30% 1170	26.76% 635	17.74% 421	6.19% 147	2373
2	b. Speaking clearly and effectively	49.62% 1100	22.73% 504	17.77% 394	9.88% 219	2217
3	c. Thinking critically and analytically	59.91% 1541	27.10% 697	10.19% 262	2.80% 72	2572
4	d. Solving numerical problems	42.31% 718	17.74% 301	19.03% 323	20.92% 355	1697
5	e. Using computing and information technology	56.23% 1296	21.39% 493	15.01% 346	7.38% 170	2305

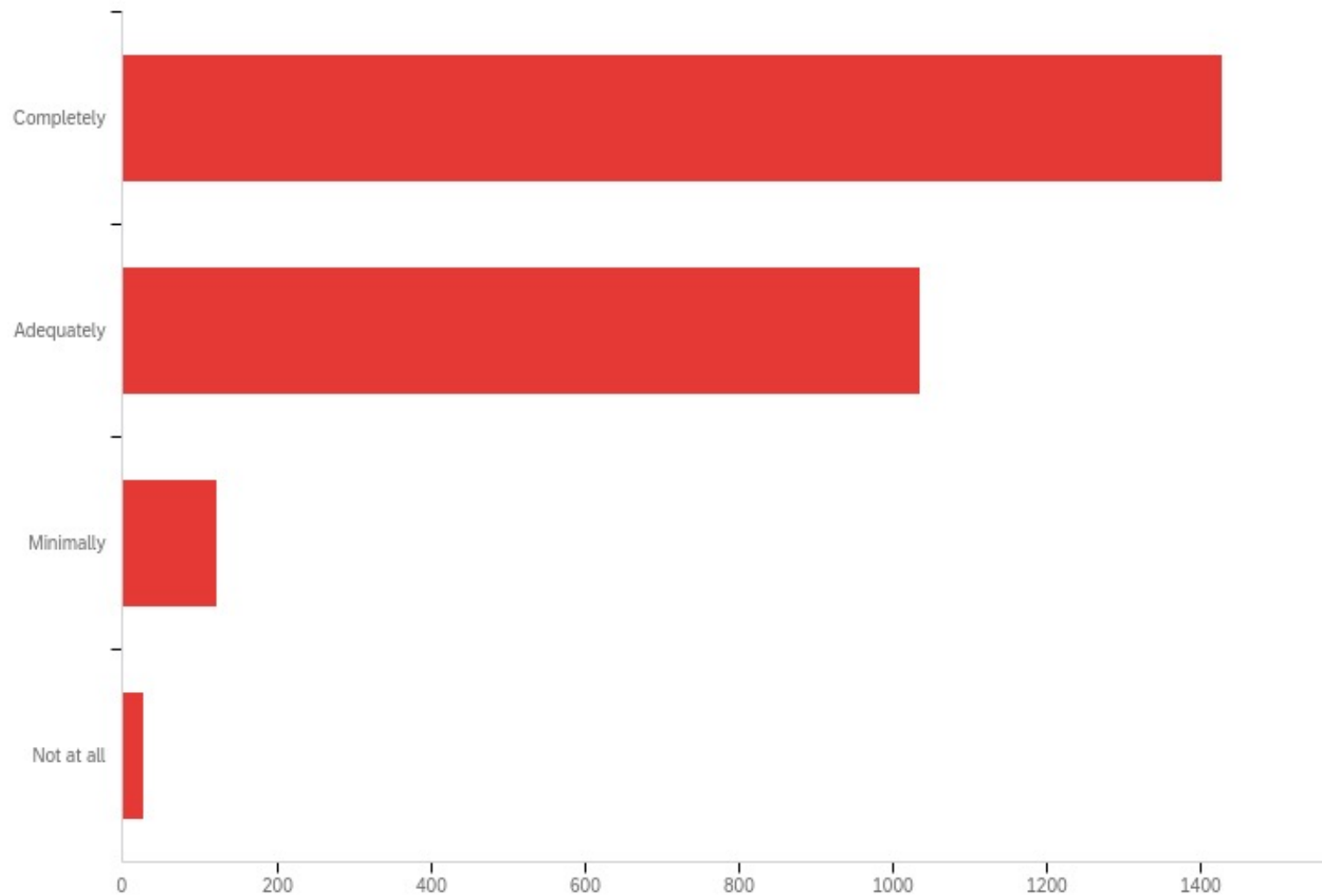
Q3 - During this current semester, to what extent did this course, [Field-Course] [Field-Title], help you develop in the following areas?

#	Question	Very Much		Quite a bit		Some		Very little		Total
6	f. Working effectively with others	47.35%	1001	21.62%	457	16.41%	347	14.62%	309	2114
7	g. Learning effectively with others	51.16%	1126	22.49%	495	15.81%	348	10.54%	232	2201
8	h. Understanding myself	52.80%	1264	25.56%	612	14.58%	349	7.06%	169	2394
9	i. Understanding people of other racial and ethnic backgrounds	53.50%	1140	21.87%	466	15.20%	324	9.43%	201	2131
10	j. Developing a personal code of values and ethics	53.64%	1202	23.11%	518	14.28%	320	8.97%	201	2241

Q3 - During this current semester, to what extent did this course, [Field-Course] [Field-Title], help you develop in the following areas?

#	Question	Very Much		Quite a bit		Some		Very little		Total
11	k. Contributing to the welfare of the community	46.31%	904	20.08%	392	18.95%	370	14.65%	286	1952
12	l. Developing clearer career goals	54.79%	1242	20.78%	471	14.47%	328	9.97%	226	2267

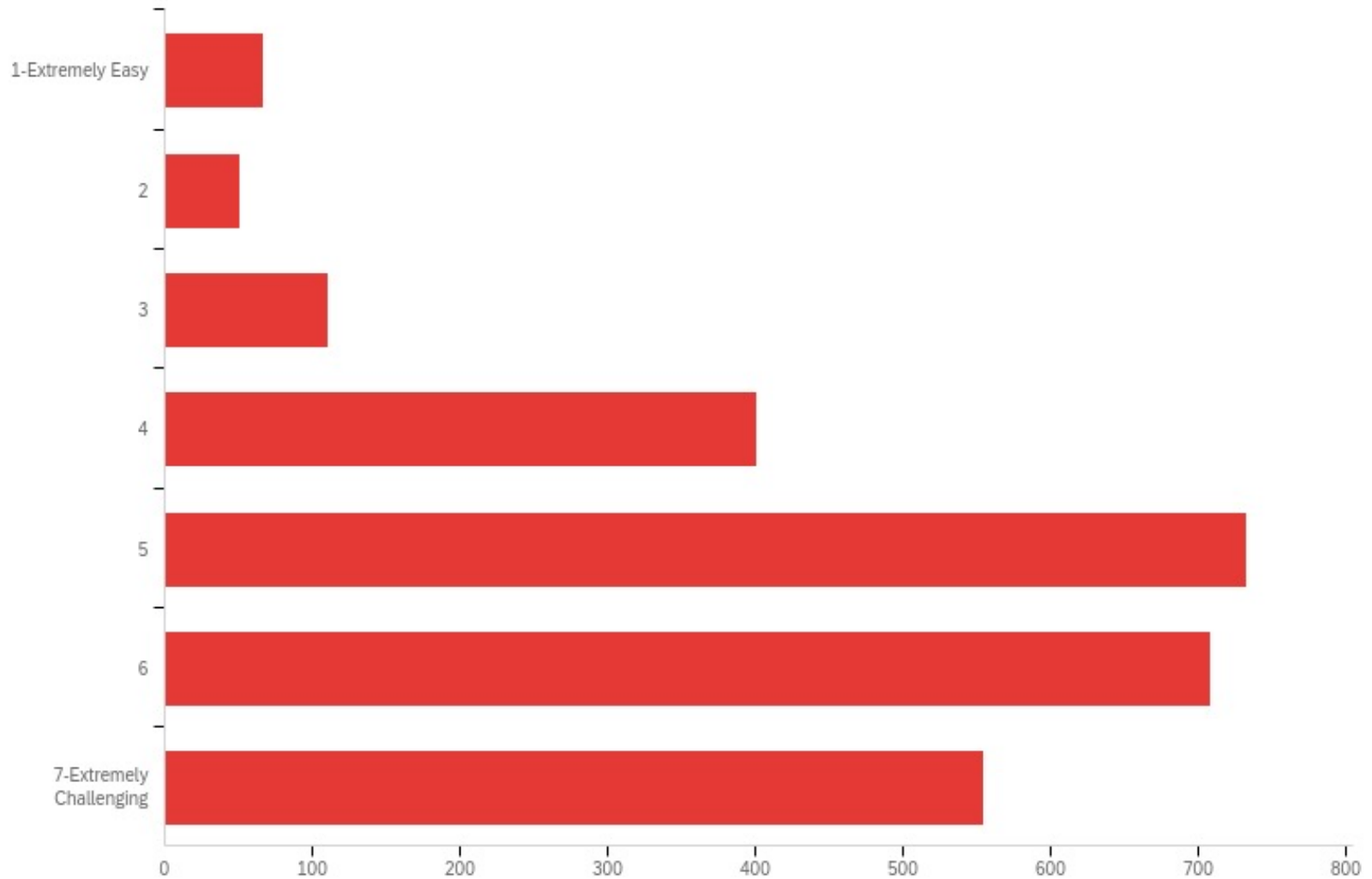
Q4 - Mark the box that best represents the extent to which you met the learning objectives of [Field-Course] [Field-Title]:



Q4 - Mark the box that best represents the extent to which you met the learning objectives of [Field-Course] [Field-Title]:

#	Answer	%	Count
1	Completely	54.59%	1427
2	Adequately	39.63%	1036
3	Minimally	4.71%	123
4	Not at all	1.07%	28
	Total	100%	2614

Q5 - Mark the box that best represents the extent to which [Field-Course] [Field-Title] challenged you to do your best work



Q5 - Mark the box that best represents the extent to which [Field-Course] [Field-Title] challenged you to do your best work

#	Answer	%	Count
1	1-Extremely Easy	2.55%	67
2	2	1.94%	51
3	3	4.23%	111
4	4	15.28%	401
5	5	27.89%	732
6	6	26.97%	708
7	7-Extremely Challenging	21.14%	555
	Total	100%	2625

Q6 - During this current semester, to what extent did this instructor, [Field-Instructor], in this course, [Field-Course] [Field-Title], do the following?



Q6 - During this current semester, to what extent did this instructor, [Field-Instructor], in this course, [Field-Course] [Field-Title], do the following?

#	Field	Minimum	Maximum	Mean	Std Deviation	Variance	Count
1	a. Explained the course requirements and learning objectives clearly	1.00	4.00	1.30	0.62	0.38	2621
2	b. Clearly defined the grading criteria of the course	1.00	4.00	1.27	0.60	0.36	2621
3	c. Gave assignments that were consistent with the course objectives	1.00	4.00	1.21	0.51	0.26	2621

Q6 - During this current semester, to what extent did this instructor, [Field-Instructor], in this course, [Field-Course] [Field-Title], do the following?

#	Field	Minimum	Maximum	Mean	Std Deviation	Variance	Count
4	d. Gave assignments that contributed to my understanding of the subject	1.00	4.00	1.26	0.57	0.33	2621
5	e. Connected subject matter to the real world	1.00	4.00	1.31	0.64	0.41	2621
6	f. Used good examples to clarify points	1.00	4.00	1.35	0.68	0.46	2621
7	g. Led discussions that were helpful to my learning	1.00	4.00	1.44	0.79	0.63	2621

Q6 - During this current semester, to what extent did this instructor, [Field-Instructor], in this course, [Field-Course] [Field-Title], do the following?

#	Field	Minimum	Maximum	Mean	Std Deviation	Variance	Count
8	h. Was available to me when I needed assistance	1.00	4.00	1.32	0.65	0.42	2621
9	i. Evaluated my work in ways that helped me learn	1.00	4.00	1.44	0.78	0.61	2621
10	j. Provided feedback that gave me direction for improvement	1.00	4.00	1.45	0.80	0.64	2621
11	k. Created a comfortable learning environment	1.00	4.00	1.32	0.64	0.41	2621

Q6 - During this current semester, to what extent did this instructor, [Field-Instructor], in this course, [Field-Course] [Field-Title], do the following?

#	Field	Minimum	Maximum	Mean	Std Deviation	Variance	Count
12	I. Created an overall engaging learning experience	1.00	4.00	1.33	0.67	0.45	2621

Q6 - During this current semester, to what extent did this instructor, [Field-Instructor], in this course, [Field-Course] [Field-Title], do the following?

#	Question	Completely	Adequately	Minimally	Not at all	Total				
1	a. Explained the course requirements and learning objectives clearly	77.68%	2036	16.37%	429	4.58%	120	1.37%	36	2621
2	b. Clearly defined the grading criteria of the course	79.59%	2086	15.11%	396	3.97%	104	1.34%	35	2621
3	c. Gave assignments that were consistent with the course objectives	82.33%	2158	14.69%	385	2.21%	58	0.76%	20	2621

Q6 - During this current semester, to what extent did this instructor, [Field-Instructor], in this course, [Field-Course] [Field-Title], do the following?

#	Question	Completely		Adequately		Minimally		Not at all		Total
4	d. Gave assignments that contributed to my understanding of the subject	79.24%	2077	16.29%	427	3.32%	87	1.14%	30	2621
5	e. Connected subject matter to the real world	77.26%	2025	17.02%	446	3.62%	95	2.10%	55	2621
6	f. Used good examples to clarify points	74.63%	1956	18.12%	475	5.00%	131	2.25%	59	2621
7	g. Led discussions that were helpful to my learning	71.46%	1873	17.02%	446	7.71%	202	3.82%	100	2621

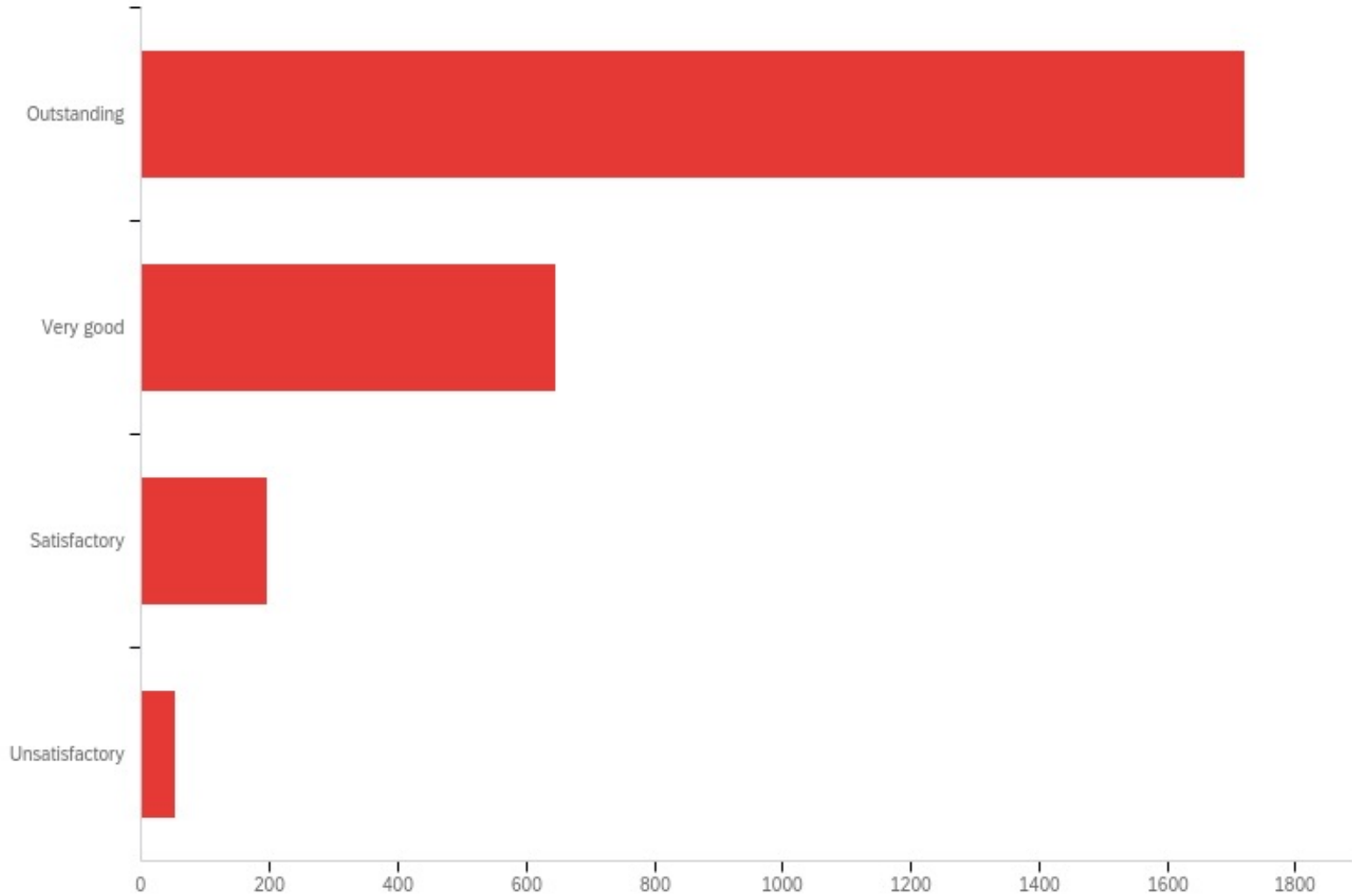
Q6 - During this current semester, to what extent did this instructor, [Field-Instructor], in this course, [Field-Course] [Field-Title], do the following?

#	Question	Completely		Adequately		Minimally		Not at all		Total
8	h. Was available to me when I needed assistance	76.12%	1995	17.36%	455	4.65%	122	1.87%	49	2621
9	i. Evaluated my work in ways that helped me learn	71.08%	1863	17.93%	470	7.36%	193	3.62%	95	2621
10	j. Provided feedback that gave me direction for improvement	70.81%	1856	17.55%	460	7.75%	203	3.89%	102	2621
11	k. Created a comfortable learning environment	76.50%	2005	17.21%	451	4.50%	118	1.79%	47	2621

Q6 - During this current semester, to what extent did this instructor, [Field-Instructor], in this course, [Field-Course] [Field-Title], do the following?

#	Question	Completely	Adequately	Minimally	Not at all	Total
12	I. Created an overall engaging learning experience	75.93% 1990	16.86% 442	5.15% 135	2.06% 54	2621

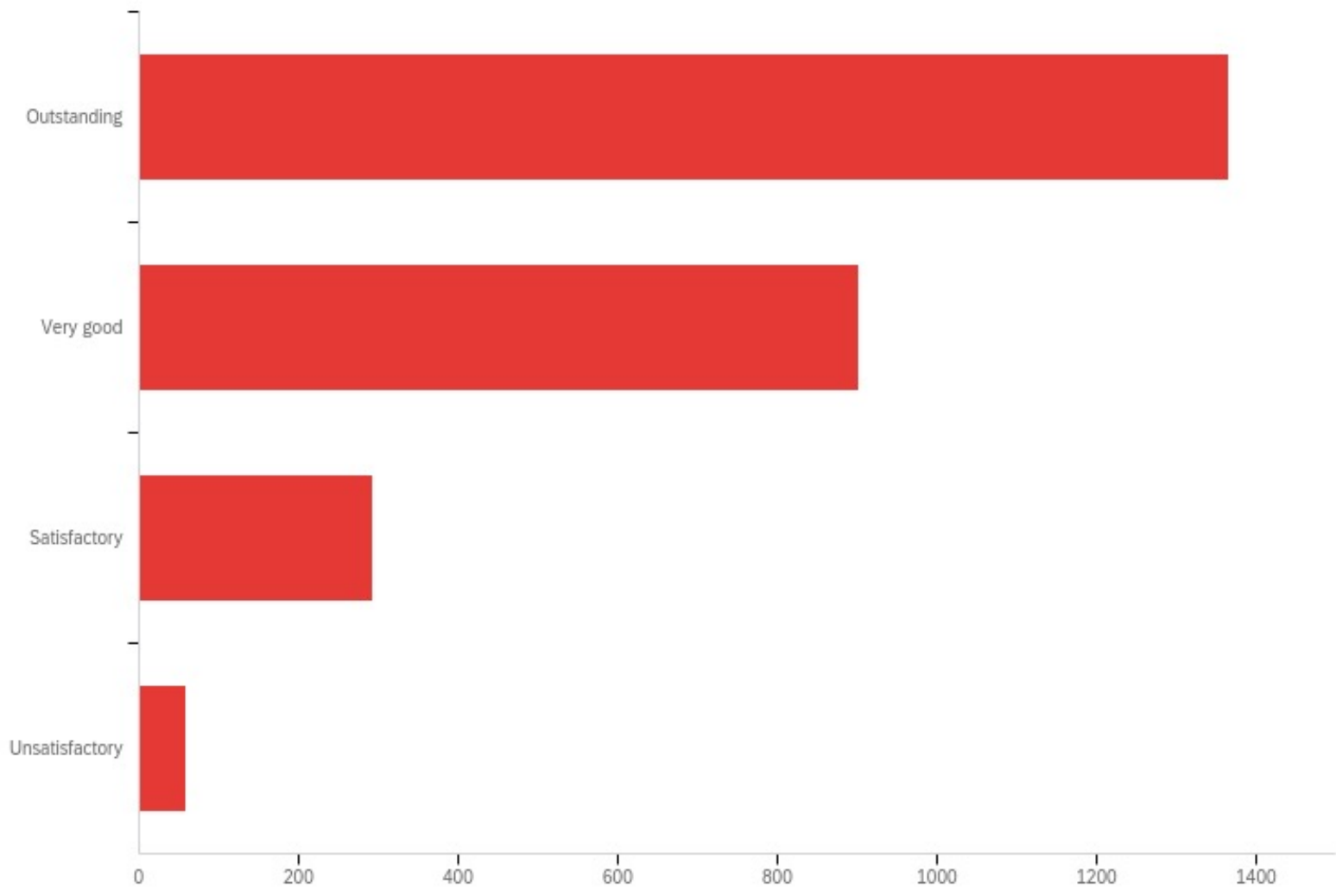
Q7 - My overall rating of this instructor, [Field-Instructor], is:



Q7 - My overall rating of this instructor, [Field-Instructor], is:

#	Answer	%	Count
1	Outstanding	65.77%	1720
2	Very good	24.70%	646
3	Satisfactory	7.53%	197
4	Unsatisfactory	1.99%	52
	Total	100%	2615

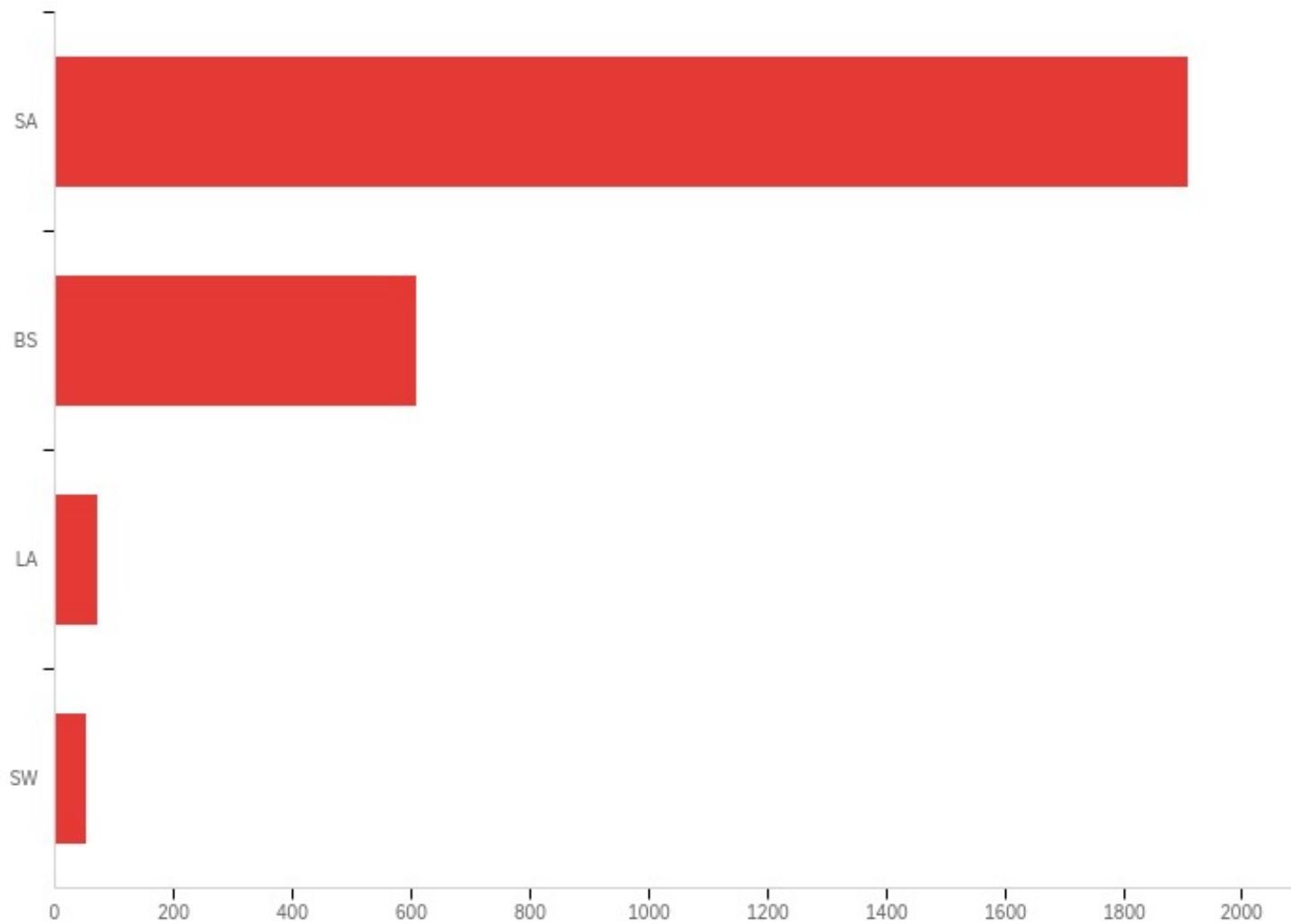
Q8 - My overall rating of this course, [Field-Course] [Field-Title], is:



Q8 - My overall rating of this course, [Field-Course] [Field-Title], is:

#	Answer	%	Count
1	Outstanding	52.20%	1365
2	Very good	34.46%	901
3	Satisfactory	11.17%	292
4	Unsatisfactory	2.18%	57
	Total	100%	2615

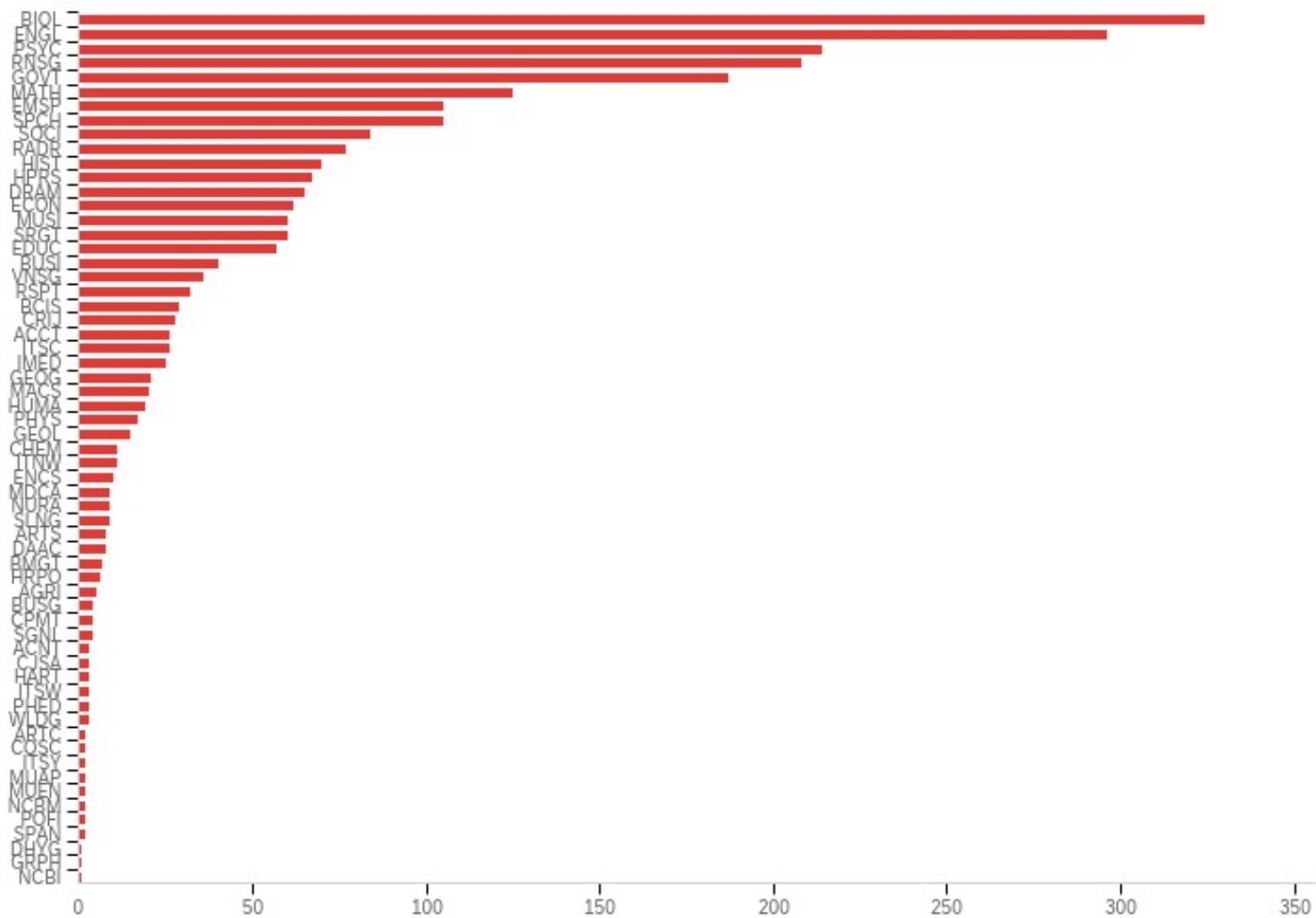
CampusGroup



CampusGroup

#	Answer	%	Count
1	SA	72.22%	1908
2	BS	23.05%	609
3	LA	2.69%	71
4	SW	2.04%	54
	Total	100%	2642

Dept



Dept

#	Answer	%	Count
1	BIOL	12.26%	324
2	ENGL	11.20%	296
3	PSYC	8.10%	214
4	RNSG	7.87%	208
5	GOVT	7.08%	187
6	MATH	4.73%	125
7	EMSP	3.97%	105
8	SPCH	3.97%	105
9	SOCI	3.18%	84
10	RADR	2.91%	77
11	HIST	2.65%	70

Dept

#	Answer	%	Count
12	HPRS	2.54%	67
13	DRAM	2.46%	65
14	ECON	2.35%	62
15	MUSI	2.27%	60
16	SRGT	2.27%	60
17	EDUC	2.16%	57
18	BUSI	1.51%	40
19	VNSG	1.36%	36
20	RSPT	1.21%	32
21	BCIS	1.10%	29
22	CRIJ	1.06%	28

Dept

#	Answer	%	Count
23	ACCT	0.98%	26
24	ITSC	0.98%	26
25	IMED	0.95%	25
26	GEOG	0.79%	21
27	MACS	0.76%	20
28	HUMA	0.72%	19
29	PHYS	0.64%	17
30	GEOL	0.57%	15
31	CHEM	0.42%	11
32	ITNW	0.42%	11
33	ENCS	0.38%	10

Dept

#	Answer	%	Count
34	MDCA	0.34%	9
35	NURA	0.34%	9
36	SLNG	0.34%	9
37	ARTS	0.30%	8
38	DAAC	0.30%	8
39	BMGT	0.26%	7
40	HRPO	0.23%	6
41	AGRI	0.19%	5
42	BUSG	0.15%	4
43	CPMT	0.15%	4
44	SGNL	0.15%	4

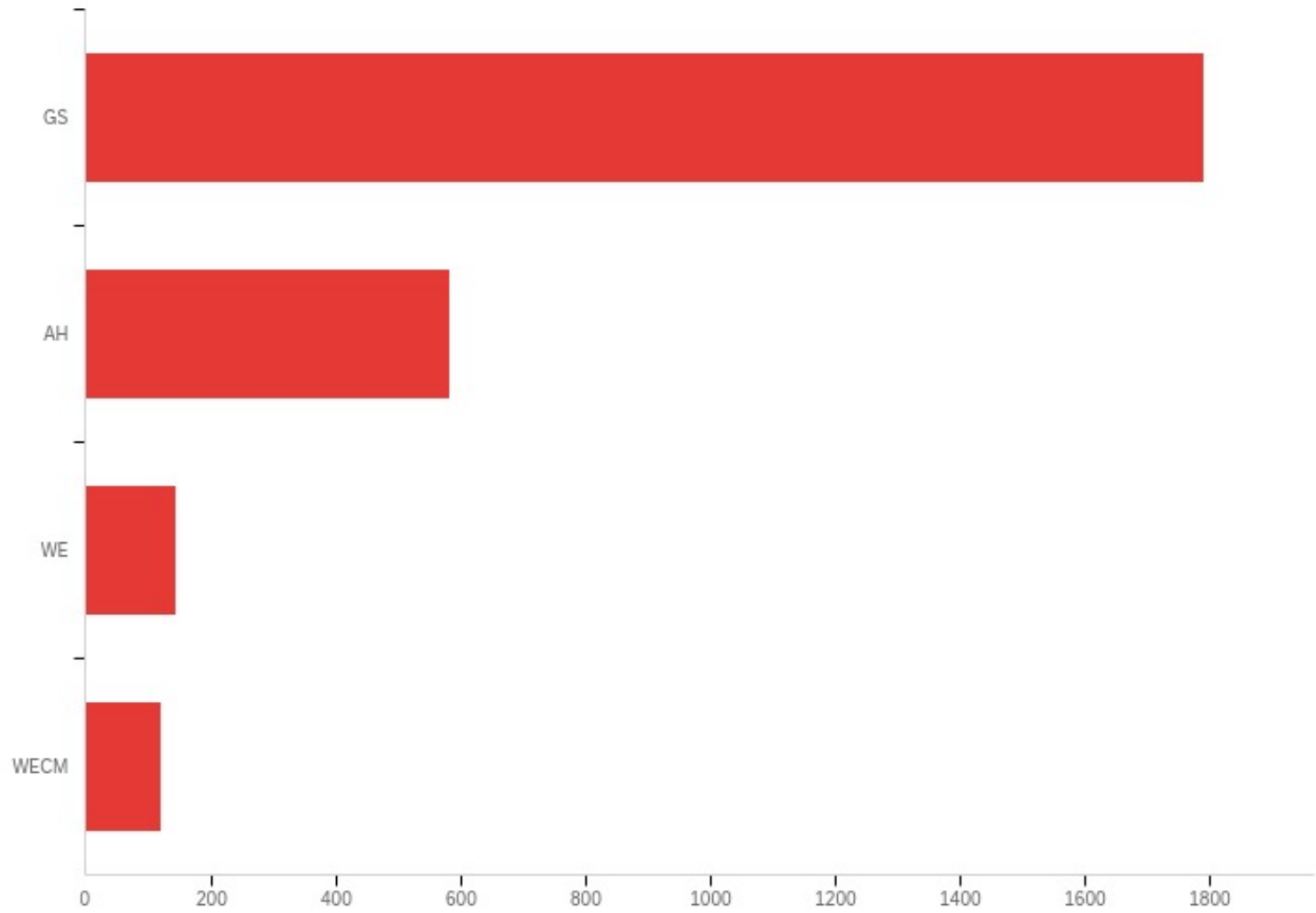
Dept

#	Answer	%	Count
45	ACNT	0.11%	3
46	CJSA	0.11%	3
47	HART	0.11%	3
48	ITSW	0.11%	3
49	PHED	0.11%	3
50	WLDG	0.11%	3
51	ARTC	0.08%	2
52	COSC	0.08%	2
53	ITSY	0.08%	2
54	MUAP	0.08%	2
55	MUEN	0.08%	2

Dept

#	Answer	%	Count
56	NCBM	0.08%	2
57	POFI	0.08%	2
58	SPAN	0.08%	2
59	DHYG	0.04%	1
60	GRPH	0.04%	1
61	NCBI	0.04%	1
	Total	100%	2642

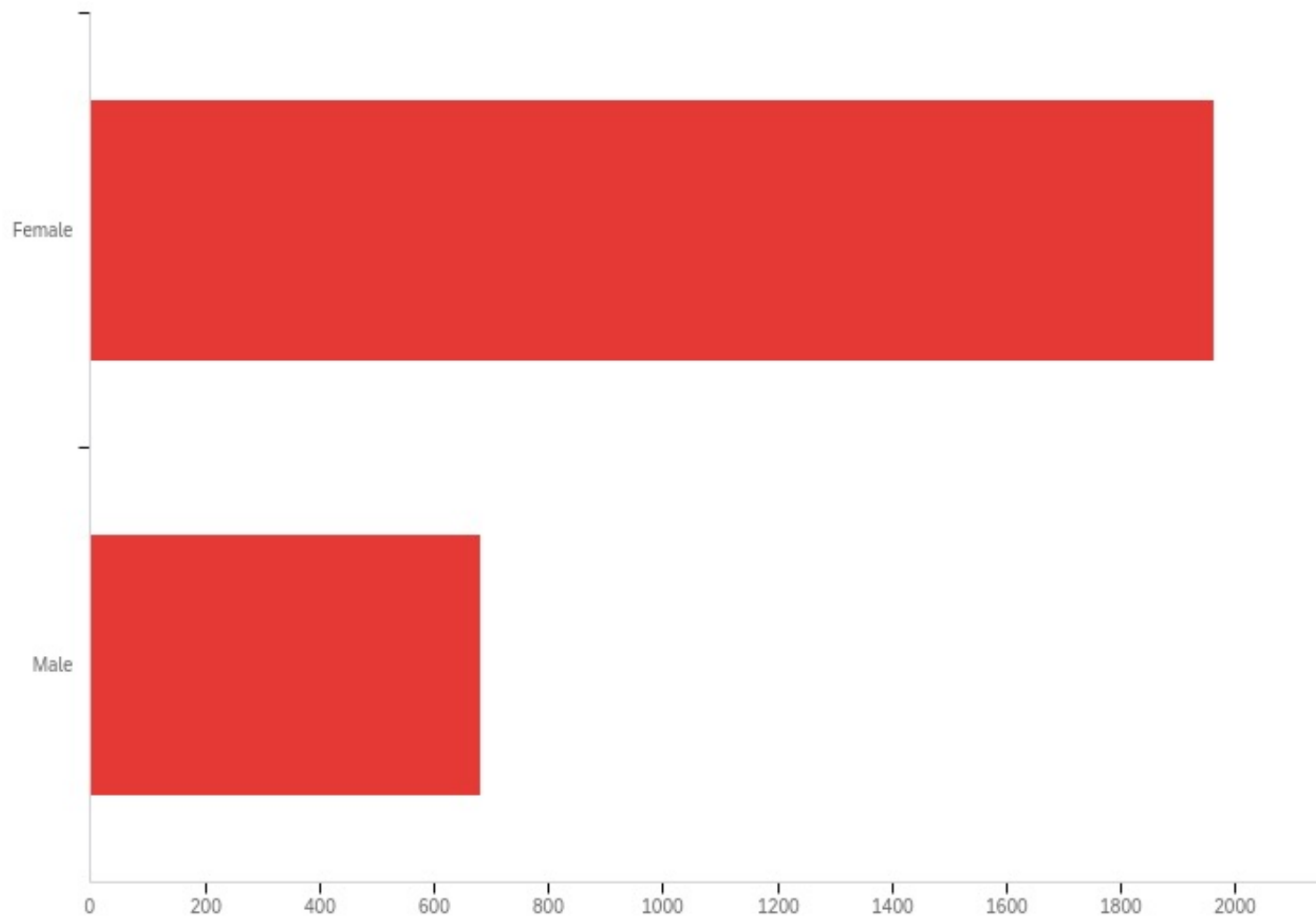
Div



Div

#	Answer	%	Count
1	GS	67.79%	1791
2	AH	22.10%	584
3	WE	5.53%	146
4	WECM	4.58%	121
	Total	100%	2642

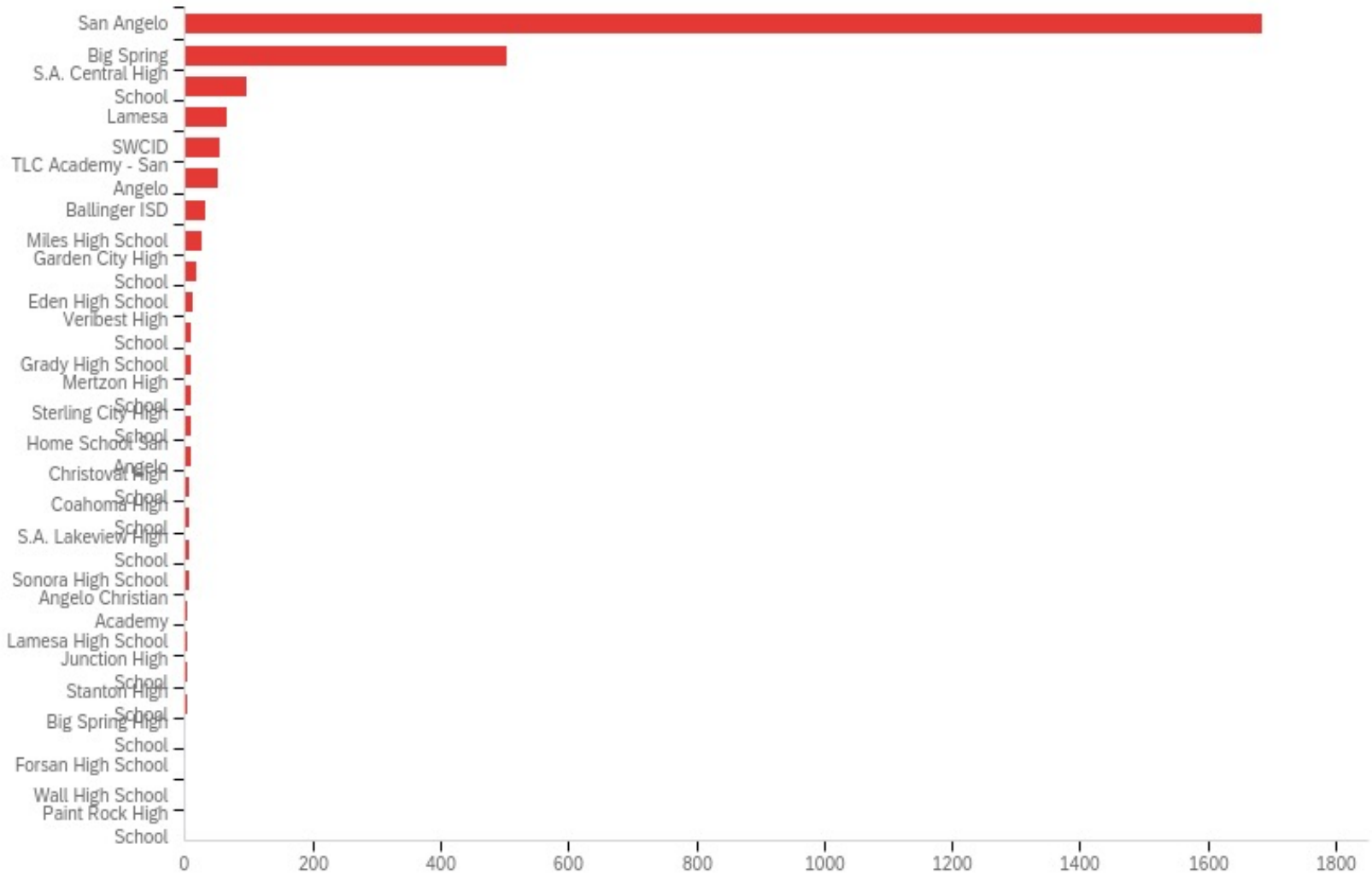
Sex



Sex

#	Answer	%	Count
1	Female	74.22%	1961
2	Male	25.78%	681
	Total	100%	2642

HC



HC

#	Answer	%	Count
1	San Angelo	63.74%	1684
2	Big Spring	19.11%	505
3	S.A. Central High School	3.63%	96
4	Lamesa	2.50%	66
5	SWCID	2.04%	54
6	TLC Academy - San Angelo	1.93%	51
7	Ballinger ISD	1.17%	31
8	Miles High School	0.98%	26
9	Garden City High School	0.64%	17
10	Eden High School	0.45%	12

HC

#	Answer	%	Count
11	Veribest High School	0.42%	11
12	Grady High School	0.38%	10
13	Mertzon High School	0.38%	10
14	Sterling City High School	0.38%	10
15	Home School San Angelo	0.34%	9
16	Christoval High School	0.26%	7
17	Coahoma High School	0.26%	7
18	S.A. Lakeview High School	0.23%	6

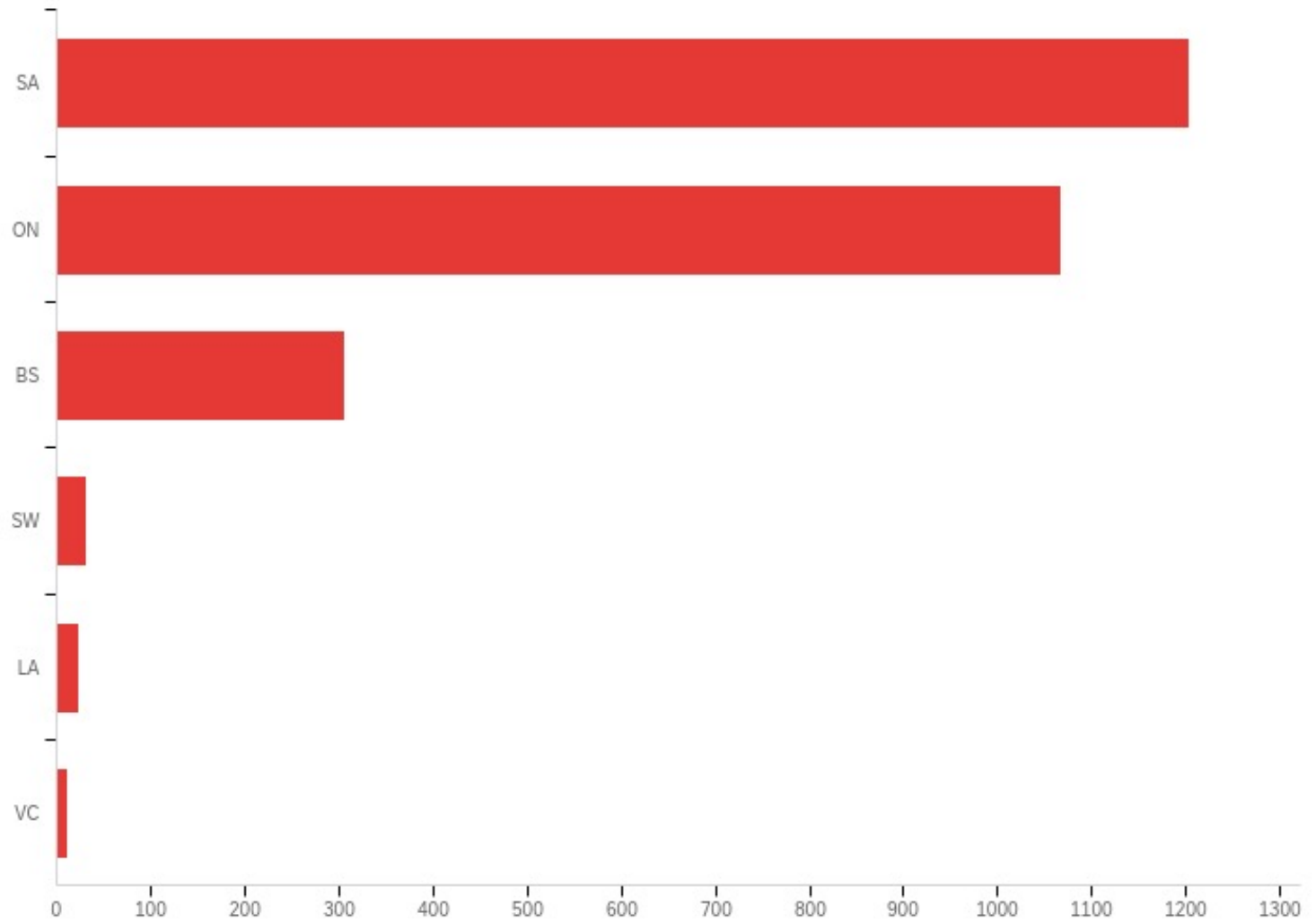
HC

#	Answer	%	Count
19	Sonora High School	0.23%	6
20	Angelo Christian Academy	0.19%	5
21	Lamesa High School	0.19%	5
22	Junction High School	0.15%	4
23	Stanton High School	0.11%	3
24	Big Spring High School	0.08%	2
25	Forsan High School	0.08%	2
26	Wall High School	0.08%	2
27	Paint Rock High School	0.04%	1

HC

#	Answer	%	Count
	Total	100%	2642

CRSCampusGroup



CRSCampusGroup

#	Answer	%	Count
1	SA	45.53%	1203
2	ON	40.42%	1068
3	BS	11.54%	305
4	SW	1.21%	32
5	LA	0.87%	23
6	VC	0.42%	11
	Total	100%	2642