

# 1-My Report

Course Evaluation - Fall 2016

August 22nd 2017, 8:05 am CDT

Q2 - During this current semester, how much has this course, [Field-Course] [Field-Title], emphasized the following?

#	Question	Very Much		Quite a bit		Some		Very little		Total
1	a. Memorizing facts, ideas, or methods from your courses and reading so that you can repeat them in pretty much the same form	46.49%	1485	33.44%	1068	15.97%	510	4.10%	131	3194
2	b. Analyzing the basic elements of an idea, experience, or theory	49.69%	1587	34.31%	1096	13.06%	417	2.94%	94	3194
3	c. Synthesizing and organizing	49.12%	1569	33.06%	1056	14.28%	456	3.54%	113	3194

	ideas, information, or experiences in new ways									
4	d. Making judgments about the value or soundness of information, arguments, or methods	44.87%	1433	30.96%	989	16.88%	539	7.29%	233	3194
5	e. Applying theories or concepts to practical problems or in new situations	47.43%	1515	31.25%	998	16.12%	515	5.20%	166	3194
6	f. Using information you have read or heard to perform a new skill	51.28%	1638	29.24%	934	14.59%	466	4.88%	156	3194

#	Field	Minimum	Maximum	Mean	Std Deviation	Variance	Count	Bottom 3 Box	Top 3 Box
1	a. Memorizing facts, ideas, or methods from your courses and reading so that you can repeat them in pretty much the same form	1.00	4.00	1.78	0.86	0.74	3194	95.90%	53.51%
2	b. Analyzing the basic elements of an idea, experience, or theory	1.00	4.00	1.69	0.81	0.65	3194	97.06%	50.31%
3	c. Synthesizing and organizing ideas, information, or experiences in new ways	1.00	4.00	1.72	0.84	0.70	3194	96.46%	50.88%
4	d. Making judgments about the value or soundness of information,	1.00	4.00	1.87	0.94	0.89	3194	92.71%	55.13%

	arguments, or methods								
5	e. Applying theories or concepts to practical problems or in new situations	1.00	4.00	1.79	0.89	0.80	3194	94.80%	52.57%
6	f. Using information you have read or heard to perform a new skill	1.00	4.00	1.73	0.88	0.78	3194	95.12%	48.72%

**Q3 - During this current semester, to what extent did this course, [Field-Course] [Field-Title], help you develop in the following areas?**

#	Question	Very Much		Quite a bit		Some		Very little	
1	a. Writing clearly and effectively	8.49%	1421	8.71%	859	8.96%	484	7.09%	189
2	b. Speaking clearly and effectively	7.86%	1316	8.36%	825	9.66%	522	8.41%	224
3	c. Thinking critically and analytically	10.33%	1729	10.01%	987	6.39%	345	3.11%	83
4	d. Solving numerical problems	6.60%	1104	5.96%	588	7.74%	418	14.00%	373
5	e. Using computing and information technology	8.42%	1409	8.21%	810	9.05%	489	9.16%	244
6	f. Working effectively with others	8.40%	1405	8.80%	868	8.59%	464	8.33%	222
7	g. Learning effectively with others	9.08%	1519	9.44%	931	7.53%	407	6.27%	167
8	h. Understanding	9.04%	1513	9.24%	911	8.46%	457	5.78%	154

	myself								
9	i. Understanding people of other racial and ethnic backgrounds	8.28%	1385	7.80%	769	7.72%	417	8.97%	239
10	j. Developing a personal code of values and ethics	8.29%	1388	8.43%	832	8.94%	483	7.50%	200
11	k. Contributing to the welfare of the community	6.45%	1080	6.66%	657	9.55%	516	12.91%	344
12	l. Developing clearer career goals	8.75%	1465	8.38%	827	7.40%	400	8.48%	226
	Total	Total	16734	Total	9864	Total	5402	Total	2665

#	Field	Minimum	Maximum	Mean	Std Deviation	Variance	Count	Bottom 3 Box	Top 3 Box
1	a. Writing clearly and effectively	1.00	4.00	1.81	0.93	0.87	2953	93.60%	51.88%
2	b. Speaking	1.00	4.00	1.88	0.97	0.93	2887	92.24%	54.42%

	clearly and effectively								
3	c. Thinking critically and analytically	1.00	4.00	1.61	0.78	0.62	3144	97.36%	45.01%
4	d. Solving numerical problems	1.00	4.00	2.02	1.10	1.21	2483	84.98%	55.54%
5	e. Using computing and information technology	1.00	4.00	1.85	0.98	0.95	2952	91.73%	52.27%
6	f. Working effectively with others	1.00	4.00	1.83	0.95	0.90	2959	92.50%	52.52%
7	g. Learning effectively with others	1.00	4.00	1.74	0.89	0.79	3024	94.48%	49.77%
8	h. Understanding myself	1.00	4.00	1.75	0.89	0.79	3035	94.93%	50.15%
9	i. Understanding people of other racial and ethnic backgrounds	1.00	4.00	1.83	0.98	0.95	2810	91.49%	50.71%
10	j. Developing a personal code of	1.00	4.00	1.83	0.94	0.89	2903	93.11%	52.19%

	values and ethics								
11	k. Contributing to the welfare of the community	1.00	4.00	2.05	1.07	1.14	2597	86.75%	58.41%
12	l. Developing clearer career goals	1.00	4.00	1.79	0.95	0.90	2918	92.25%	49.79%



**Q6 - During this current semester, to what extent did this instructor, [Field-Instructor], in this course, [Field-Course] [Field-Title], do the following?**

#	Question	Completely		Adequately		Minimally		Not at all	
1	a. Explained the course requirements and learning objectives clearly	8.52%	2326	8.46%	723	6.34%	120	3.49%	18
2	b. Clearly defined the grading criteria of the course	8.77%	2393	7.70%	658	5.81%	110	5.04%	26
3	c. Gave assignments that were consistent with the course objectives	8.79%	2398	7.81%	668	5.55%	105	3.10%	16
4	d. Gave assignments that contributed to my understanding of the subject	8.40%	2293	8.60%	735	7.14%	135	4.65%	24
5	e. Connected subject matter to the real world	8.03%	2192	8.87%	758	9.78%	185	10.08%	52

6	f. Used good examples to clarify points	8.18%	2232	8.60%	735	9.04%	171	9.50%	49
7	g. Led discussions that were helpful to my learning	8.01%	2185	8.48%	725	10.99%	208	13.37%	69
8	h. Was available to me when I needed assistance	8.51%	2322	8.30%	710	6.55%	124	6.01%	31
9	i. Evaluated my work in ways that helped me learn	7.93%	2164	8.70%	744	11.58%	219	11.63%	60
10	j. Provided feedback that gave me direction for improvement	8.02%	2189	8.43%	721	10.89%	206	13.76%	71
11	k. Created a comfortable learning environment	8.44%	2303	7.89%	675	8.46%	160	9.50%	49
12	l. Created an overall engaging learning experience	8.39%	2289	8.16%	698	7.88%	149	9.88%	51

	ce								
	Total	Total	27286	Total	8550	Total	1892	Total	516

#	Field	Minimum	Maximum	Mean	Std Deviation	Variance	Count	Bottom 3 Box	Top 3 Box
1	a. Explained the course requirements and learning objectives clearly	1.00	4.00	1.32	0.57	0.33	3187	99.44%	27.02%
2	b. Clearly defined the grading criteria of the course	1.00	4.00	1.30	0.57	0.33	3187	99.18%	24.91%
3	c. Gave assignments that were consistent with the course objectives	1.00	4.00	1.29	0.55	0.30	3187	99.50%	24.76%
4	d. Gave assignments that contributed to my understanding of the subject	1.00	4.00	1.34	0.59	0.35	3187	99.25%	28.05%
5	e. Connected subject	1.00	4.00	1.40	0.67	0.45	3187	98.37%	31.22%

	matter to the real world								
6	f. Used good examples to clarify points	1.00	4.00	1.38	0.66	0.44	3187	98.46%	29.97%
7	g. Led discussions that were helpful to my learning	1.00	4.00	1.42	0.71	0.50	3187	97.83%	31.44%
8	h. Was available to me when I needed assistance	1.00	4.00	1.33	0.60	0.36	3187	99.03%	27.14%
9	i. Evaluate d my work in ways that helped me learn	1.00	4.00	1.43	0.70	0.50	3187	98.12%	32.10%
10	j. Provided feedback that gave me direction for improvement	1.00	4.00	1.42	0.71	0.51	3187	97.77%	31.31%
11	k. Created a comfortable learning environment	1.00	4.00	1.36	0.65	0.42	3187	98.46%	27.74%
12	l. Created an	1.00	4.00	1.36	0.65	0.42	3187	98.40%	28.18%

overall engaging learning experien ce								
---	--	--	--	--	--	--	--	--

### Q14 - (Optional ) What is your ethnicity?

#	Answer	%	Count
1	Hispanic or Latino	49.93%	1500
2	Not Hispanic or Latino	50.07%	1504
	Total	100%	3004

#	Field	Minimum	Maximum	Mean	Std Deviation	Variance	Count	Bottom 3 Box	Top 3 Box
1	(Optional) What is your ethnicity ?	1.00	2.00	1.50	0.50	0.25	3004	100.00%	100.00%

## Title



Too many values to display.

Answer	%	Count
A & P for Medical Assistant	0.41%	13
Adapt to the Role of Prof Nurse	0.84%	27
Admin. Office Procedures I	0.09%	3
Admin.Office Procedures II	0.22%	7
Adv Haircutting/Related Theory	0.34%	11
Advance Haircutting/Theory	0.03%	1
Advanced Hair Design	0.03%	1
Advanced Spreadsheets	0.09%	3
Agronomy	0.16%	5
Air Cond Control Principles	0.03%	1
American Literature I	0.59%	19
Anatomy & Physiology I	1.91%	61
Anatomy & Physiology I Laboratory	1.56%	50
Anatomy & Physiology II	0.72%	23
Anatomy & Physiology II Laboratory	1.16%	37
Applied Physics/Respiratory Ca	0.09%	3
Art Appreciation	0.09%	3
Artistry of Hair/Theory&Practi	0.06%	2
BASE NCBO Math	0.06%	2
Basic Automotive Service	0.25%	8

Basic Electricicty for HVAC	0.03%	1
Basic Nursing Skills	0.84%	27
Basic Radiographic Procedures	0.31%	10
Basic Respiratory Care Pharmacology	0.09%	3
Beginning Algebra	3.28%	105
Beginning Spanish I	0.03%	1
Beginning Spanish II	0.03%	1
Biology Lab for Science Majors I	0.13%	4
Biology Lab for Science Majors II	1.16%	37
Biology for Science Majors I	1.31%	42
Biology for Science Majors I Lab	0.19%	6
Biology for Science Majors II	1.03%	33
British Literature I	1.84%	59
Business Computer Applications	1.13%	36
Business Math Using Technology	0.16%	5
Business Principles	0.84%	27
Business Report Writing & Corresp	0.16%	5
Calculus I	0.19%	6
Canine/Feline Care and Husbandry	0.50%	16
Cardiology	0.53%	17
Cardiopulmonary Testing	0.09%	3
Care of Children and Families	0.09%	3
Chemical Reformation/Theory	0.34%	11
Clin Adapt to Role of Prof Nurse	0.91%	29
Clin Maternal/Newborn/Womens Health	0.72%	23
Clinical	0.22%	7
Clinical I-LVN Training	0.69%	22
Clinical RN Training	0.44%	14
Clinical-EMT	1.06%	34
Clinical-Radio Tech/Sci Radiographe	0.31%	10
Clinical-Respiratory Therapy	0.09%	3



College Algebra	3.38%	108
Community Dentistry	0.03%	1
Community Resources/Correction	0.22%	7
Composition I	5.82%	186
Composition II	1.34%	43
Computerized Accounting Appl.	0.03%	1
Computers in Agriculture	0.16%	5
Construction Technology I	0.06%	2
Contemp Dental Hygiene Care I	0.06%	2
Correctional Systems/Practices	0.16%	5
Courts System & Practices	0.50%	16
Creative Arts for Early Childh	0.06%	2
Crime in America	0.09%	3
Criminology	0.66%	21
Critical Care Monitoring	0.09%	3
Curriculum Resources-Early Chi	0.94%	30
Developmental Math I	0.31%	10
Digital Imaging I	0.09%	3
Digital Publishing I	0.06%	2
EMT Clinical	0.53%	17
Elementary Statistical Methods	0.03%	1
Emergency Pharmacology	0.53%	17
Engine Repair	0.09%	3
Essentials of Med Administration	0.72%	23
Essentials of Medical Terminology	4.75%	152
Federal Government	1.53%	49
Federal Income Tax	0.06%	2
Foundations of Math Reasoning	0.28%	9
Foundations of Nursing	0.81%	26
Fund/Perioperative Concepts/Tech	0.22%	7
Fundamentals of Cosmetology	0.88%	28
Fundamentals of Criminal Law	0.41%	13

Fundamentals of Networking	0.03%	1
Gas and Electric Heating	0.09%	3
General Chemistry I	0.03%	1
General Chemistry I Lab	0.03%	1
General Psychology	0.75%	24
General and Oral Pathology	0.03%	1
Green Building	0.06%	2
Health Assessment	0.69%	22
Horticulture	0.31%	10
Human Relations	0.25%	8
Integrated Reading & Writing	1.00%	32
Integrated Reading & Writing 2	1.28%	41
Intermed Algebra	0.50%	16
Intermediate Algebra	1.22%	39
Intermediate Amer.Sign Language II	0.16%	5
Intern-Criminal Justice Studie	0.03%	1
Intern-Industrial/Manufacturin	0.03%	1
Too many rows for PDF export, try exporting to Word or CSV		

**Q10 - How many TOTAL credit hours have you earned at this college, not counting the courses you are currently taking this term?**

#	Answer	%	Count
1	None	18.21%	576
2	1-14 credits	37.72%	1193
3	15-29 credits	18.46%	584
4	30-44 credits	11.67%	369
5	45-60 credits	7.27%	230
6	over 60 credits	6.67%	211
	Total	100%	3163

#	Field	Minimum	Maximum	Mean	Std Deviation	Variance	Count	Bottom 3 Box	Top 3 Box
1	How many TOTAL credit hours have you earned at this college, not counting the courses you are currently taking this term?	1.00	6.00	2.72	1.43	2.04	3163	74.39%	25.61%



&quot;E  
xtremely  
Challengi  
ng&quot  
;  
1 -  
&quot;E  
xtremely  
Easy&qu  
ot;

--	--	--	--	--	--	--	--	--

**Q4 - Mark the box that best represents the extent to which you met the learning objectives of [Field-Course] [Field-Title]:**

#	Answer	%	Count
1	Completely	54.06%	1699
2	Adequately	41.65%	1309
3	Minimally	3.79%	119
4	Not at all	0.51%	16
	Total	100%	3143

Field	Minimum	Maximum	Mean	Std Deviation	Variance	Count	Bottom 3 Box	Top 3 Box
Mark the box that best represents the extent to which you met the learning objectives of [Field-Course] [Field-Title]:	1.00	4.00	1.51	0.60	0.36	3143	99.49%	45.94%

**Q1 - In your experience with this class, [Field-Course] [Field-Title], during the current semester, how often did you do the following?**

#	Question	Very Often		Often		Sometimes		Never	
1	a. Asked questions in class or contributed to class discussion	7.98%	1358	7.87%	966	7.13%	749	1.11%	126
2	b. Made a class presentation	4.15%	706	5.51%	676	7.93%	833	8.64%	984
3	c. Prepared two or more drafts of an assignment before turning it in	5.37%	915	6.59%	808	7.46%	784	6.08%	692
4	d. Worked on papers that require integrating ideas or information from various sources	7.52%	1280	8.10%	994	5.80%	609	2.78%	316
5	e. Worked with other students on projects	6.59%	1122	6.81%	836	5.82%	611	5.53%	630

	during class								
6	f. Worked with classmates outside of class to complete the assignment	5.15%	876	5.31%	652	6.48%	681	8.70%	990
7	g. Participated in a community-based project as part of your coursework	3.68%	626	4.12%	505	5.81%	610	12.81%	1458
8	h. Used the Internet to work on an assignment	10.50%	1787	6.33%	777	4.33%	455	1.58%	180
9	i. Used e-mail to communicate with your instructor	7.34%	1250	5.91%	725	6.34%	666	4.90%	558
10	j. Discussed grades or assignments with your instructor	7.52%	1281	7.49%	919	7.21%	757	2.13%	242
11	k. Talked about career	4.81%	819	5.01%	615	7.19%	755	8.87%	1010



	plans with your instructor								
12	l. Discussed ideas from your readings or class with your instructor outside of class	5.06%	861	5.15%	632	6.65%	699	8.85%	1007
13	m. Worked harder than you thought you could to meet the instructor's standards or expectations	7.52%	1281	8.97%	1101	6.20%	651	1.46%	166
14	n. Discussed ideas from the readings or class with others outside of class (students, family members, co-workers, etc.)	7.19%	1224	7.69%	944	6.42%	675	3.13%	356
15	o. Skipped class	0.91%	155	1.12%	138	3.97%	417	21.86%	2489
16	p. Received	8.72%	1485	7.99%	980	5.27%	554	1.58%	180

	prompt feedback from your instructor about your performance								
	Total	Total	17026	Total	12268	Total	10506	Total	11384

Field	Minimum	Maximum	Mean	Std Deviation	Variance	Count	Bottom 3 Box	Top 3 Box
a. Asked questions in class or contributed to class discussion	1.00	4.00	1.89	0.90	0.80	3199	96.06%	57.55%
b. Made a class presentation	1.00	4.00	2.65	1.13	1.28	3199	69.24%	77.93%
c. Prepared two or more drafts of an assignment before turning it in	1.00	4.00	2.39	1.11	1.24	3199	78.37%	71.40%
d. Worked on papers that require integrating ideas or information from various sources	1.00	4.00	1.99	0.99	0.99	3199	90.12%	59.99%
e. Worked with other students on	1.00	4.00	2.23	1.13	1.27	3199	80.31%	64.93%

projects during class									
f. Worked with classmates outside of class to complete the assignment	1.00	4.00	2.56	1.19	1.41	3199	69.05%	72.62%	
g. Participated in a community-based project as part of your coursework	1.00	4.00	2.91	1.18	1.39	3199	54.42%	80.43%	
h. Used the Internet to work on an assignment	1.00	4.00	1.70	0.91	0.83	3199	94.37%	44.14%	
i. Used e-mail to communicate with your instructor	1.00	4.00	2.17	1.13	1.27	3199	82.56%	60.93%	
j. Discussed grades or assignments with your instructor	1.00	4.00	1.99	0.97	0.94	3199	92.44%	59.96%	
k. Talked about career plans with your instructor	1.00	4.00	2.61	1.18	1.38	3199	68.43%	74.40%	
l. Discussed ideas from your	1.00	4.00	2.58	1.19	1.41	3199	68.52%	73.09%	

readings or class with your instructor outside of class								
m. Worked harder than you thought you could to meet the instructor's standards or expectations	1.00	4.00	1.91	0.90	0.80	3199	94.81%	59.96%
n. Discussed ideas from the readings or class with others outside of class (students, family members, co-workers, etc.)	1.00	4.00	2.05	1.02	1.04	3199	88.87%	61.74%
o. Skipped class	1.00	4.00	3.64	0.78	0.61	3199	22.19%	95.15%
p. Received prompt feedback from your instructor about your performance	1.00	4.00	1.82	0.91	0.83	3199	94.37%	53.58%

**Q13 - (Optional ) Mark your age.**

#	Answer	%	Count
1	Under 18	18.96%	579
2	18 - 19	20.83%	636
3	20 - 21	14.11%	431
4	22 - 24	13.33%	407
5	25 - 29	14.51%	443
6	30 - 39	11.53%	352
7	40 - 49	5.14%	157
8	50 - 64	1.54%	47
9	65 +	0.07%	2
	Total	100%	3054

Field	Minimum	Maximum	Mean	Std Deviation	Variance	Count	Bottom 3 Box	Top 3 Box
(Optional ) Mark your age.	1.00	9.00	3.47	1.93	3.73	3054	53.90%	6.75%

**Q11 - Thinking about the current academic term how would you characterize your enrollment in this college?**

#	Answer	%	Count
1	Full-time	60.95%	1940
2	Part-time	39.05%	1243
	Total	100%	3183

Field	Minimum	Maximum	Mean	Std Deviation	Variance	Count	Bottom 3 Box	Top 3 Box
Thinking about the current academic term how would you characterize your enrollment in this college?	1.00	2.00	1.39	0.49	0.24	3183	100.00%	100.00%

**Q12 - (Optional ) Mark your sex.**

#	Answer	%	Count
1	Male	30.43%	932
2	Female	69.57%	2131
	Total	100%	3063

Field	Minimum	Maximum	Mean	Std Deviation	Variance	Count	Bottom 3 Box	Top 3 Box
(Optional ) Mark your sex.	1.00	2.00	1.70	0.46	0.21	3063	100.00%	100.00%

**Q7 - My overall rating of this instructor, [Field-Instructor], is:**

#	Answer	%	Count
1	Outstanding	65.20%	2065
2	Very good	25.04%	793
3	Satisfactory	8.46%	268
4	Unsatisfactory	1.29%	41
	Total	100%	3167

Field	Minimum	Maximum	Mean	Std Deviation	Variance	Count	Bottom 3 Box	Top 3 Box
My overall rating of this instructor, [Field-Instructor], is:	1.00	4.00	1.46	0.70	0.50	3167	98.71%	34.80%



## Course



Too many values to display.

Answer	%	Count
ACCT-2301	0.81%	26
ACCT-2302	0.06%	2
ACNT-1313	0.03%	1
ACNT-1331	0.06%	2
AGRI-1131	0.06%	2
AGRI-1309	0.16%	5
AGRI-1407	0.16%	5
AGRI-1415	0.31%	10
AGRI-2317	0.19%	6
AGRI-2321	0.03%	1
ARTC-1302	0.09%	3
ARTC-1313	0.06%	2
ARTC-1327	0.03%	1
ARTS-1301	0.09%	3
AUMT-1312	0.25%	8
AUMT-1319	0.09%	3
BCIS-1305	0.97%	31
BCIS-1405	0.16%	5
BIOL-1106	0.31%	10
BIOL-1107	1.16%	37

BIOL-1306	1.31%	42
BIOL-1307	1.03%	33
BIOL-2101	1.56%	50
BIOL-2102	1.16%	37
BIOL-2120	0.22%	7
BIOL-2301	1.91%	61
BIOL-2302	0.72%	23
BIOL-2320	1.22%	39
BMGT-1327	0.25%	8
BMGT-2388	0.13%	4
BUSI-1301	0.84%	27
BUSI-2304	0.16%	5
CDEC-1313	0.94%	30
CDEC-1358	0.06%	2
CHEM-1111	0.03%	1
CHEM-1311	0.03%	1
CJSA-2388	0.03%	1
CNBT-1301	0.19%	6
CNBT-1302	0.06%	2
CNBT-1316	0.06%	2
CNBT-2317	0.06%	2
COSC-1336	0.06%	2
CPMT-1311	0.03%	1
CRIJ-1301	0.25%	8
CRIJ-1306	0.50%	16
CRIJ-1307	0.09%	3
CRIJ-1310	0.41%	13
CRIJ-1313	0.06%	2
CRIJ-2301	0.22%	7
CRIJ-2313	0.16%	5
CRIJ-2323	1.28%	41
CRIJ-2328	0.13%	4

CSME-1401	0.88%	28
CSME-1405	0.88%	28
CSME-1430	0.03%	1
CSME-1441	0.03%	1
CSME-1443	0.94%	30
CSME-1447	0.81%	26
CSME-1451	0.06%	2
CSME-1453	0.34%	11
CSME-1531	0.03%	1
CSME-2310	0.38%	12
CSME-2401	0.38%	12
CSME-2439	0.03%	1
CSME-2441	0.38%	12
DAAC-2364	0.03%	1
DHYG-1215	0.03%	1
DHYG-1235	0.06%	2
DHYG-1239	0.03%	1
DHYG-1301	0.03%	1
DHYG-2201	0.06%	2
ECON-2301	1.81%	58
ECON-2302	2.38%	76
EDUC-1100	1.47%	47
EDUC-1301	0.38%	12
EMSP-1161	0.53%	17
EMSP-1162	0.53%	17
EMSP-1355	0.53%	17
EMSP-1356	0.53%	17
EMSP-1438	0.53%	17
EMSP-2206	0.53%	17
EMSP-2260	0.53%	17
EMSP-2444	0.53%	17
ENGL-0315	1.00%	32

ENGL-0316		1.28%	41
ENGL-1301		5.82%	186
ENGL-1302		1.34%	43
ENGL-2322		1.84%	59
ENGL-2327		0.59%	19
ENGL-2333		0.34%	11
GOVT-2305		1.53%	49
GOVT-2306		0.34%	11
GRPH-1305		0.09%	3
HART-1401		0.03%	1
HART-1403		0.03%	1
HART-1407		0.16%	5
HART-1445		0.09%	3
HIST-1301		0.59%	19
HIST-1302		0.31%	10
HIST-2327		0.19%	6
Too many rows for PDF export, try exporting to Word or CSV			

**Q15 - (Optional) What is your race? Mark one or more races that you consider yourself to be.**

#	Answer	%	Count
1	American Indian or Alaska Native	3.28%	83
2	Asian	2.65%	67
3	Black or African American	5.97%	151
4	Native Hawaiian or Other Pacific Islander	1.07%	27
5	White	87.04%	2202
	Total	100%	2530

Field	Minimum	Maximum	Mean	Std Deviation	Variance	Count	Bottom 3 Box	Top 3 Box
(Optional) What is your race? Mark one or more races that you consider yourself to be.	1.00	5.00	4.66	0.95	0.90	2530	11.90%	94.07%

**Q9 - Please provide comments about this instructor or course [Field-Instructor], [Field-Course] [Field-Title]:**

Please provide comments about this instructor or course [Field-Instructor],...
Was very helpful
She teaches very well
Very good class, and engaging.
=)
=)
=)
=)
Loved this class. Wish they had a class like this in High School.
Great!!
GREAT TEACHER
Interesting class, best part was learning about stages of sleep
Interesting semester! A lot of new things learned
Very wonderful Professor!!
Interesting class
Challenging class but was good
Great class that didn't rush me to learn quickly
I enjoyed the usage of this class. He gave you time to really learn the information.
This just wasn't my favorite class. I'm sure she is a good instructor.
One of the best instructors
she was helpful
she is really nice and helped me
This was my favorite class
it was a good class
I liked it
I like the computer babies
I will take Mrs Walker for other classes. She is a good teacher.
Good instructor some people just take her class as a joke and think they don't have to do anything.

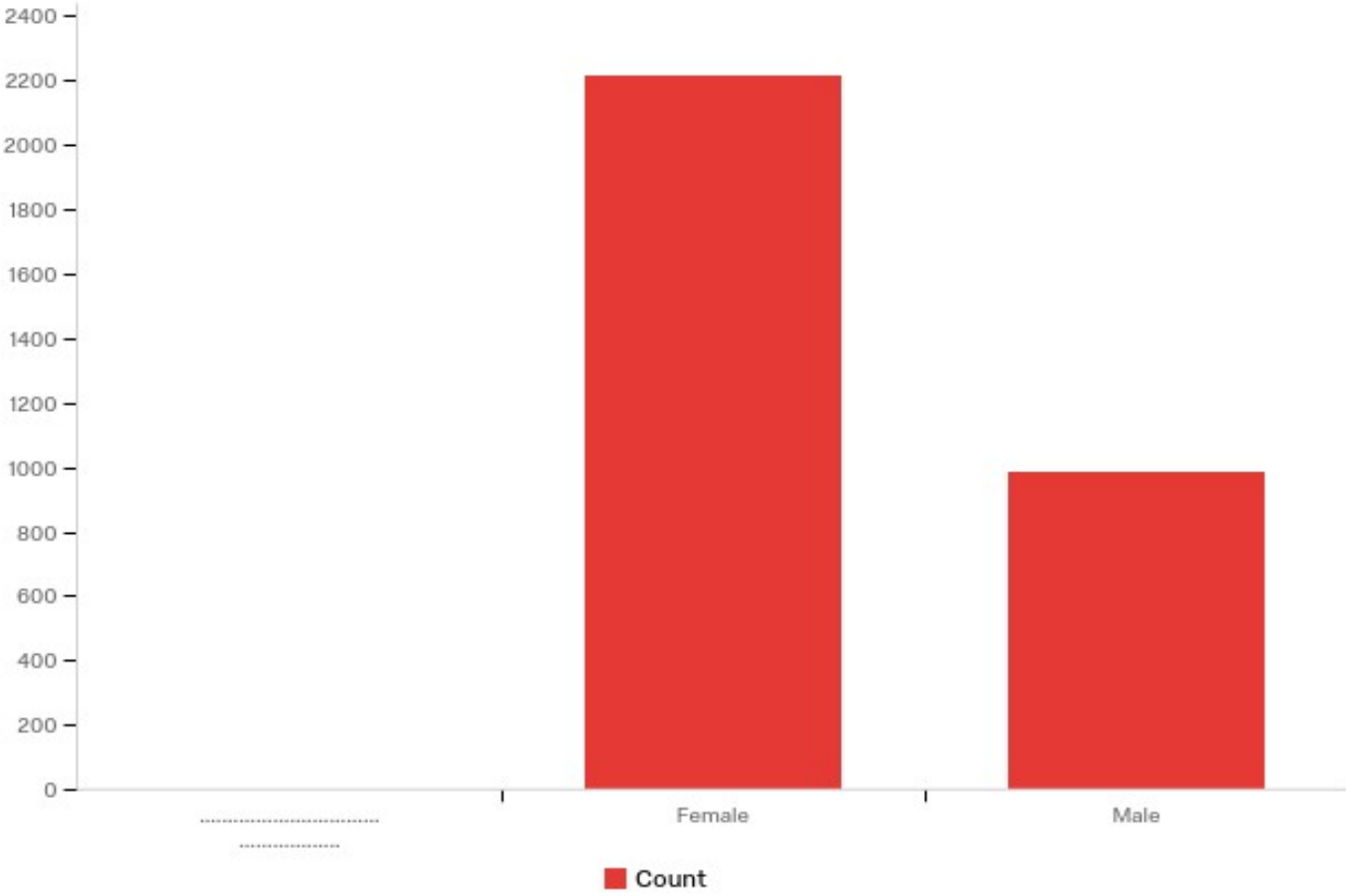
Very helpful!!!
I would have liked to have taken this course in the actual classroom versus online.
I enjoyed this class very much. Mrs Hubbard was a very good instructor that in my opinion works very hard to go above and beyond for her students.
A nice person with an engaging personality, and was interesting ideas on teaching.
I learned a lot
Incredible learning experience for me!
Really opened my mind to world. I am now able to look at things from a different perspective because of this class.
Greatest Class of all-time
Brandon Is a great professor and Howard should be glad to have him!
Lauri Is a great professor and Howard should be glad to have her!
Lauri Is a great professor and Howard should be glad to have her!
Lauri Is a great professor and Howard should be glad to have her!
great
great
great
GOOD
good
great
GOOD LEARNING EXPERIENCE
great
GOOD PROGRAM
was the most challenging class iv'e ever taken, speed adds a large amount of difficulty to the class.
great class
She made sure we always knew our average
great class
good class
GOOD CLASS. NOT ENOUGH LAB TIME
good class
AN EXCELLENT EMSP INSTRUNCTOR!
GOOD COURSE.
was the most challenging class iv'e ever taken, speed adds a large amount of difficulty to the class.

was the most challenging class iv'e ever taken, speed adds a large amount of difficulty to the class.
good class
good class
Ms. Hunter loves to teach!
GOOD CLASS
was very willing to make himself available for any questions about course work
Has a lot of Paramedicine knowledge!
AN EXCELLENT CARDIOLOGY COURSE!
GOOD CLASS
Mr. Hunter was very helpful though out the course!
VERY GOOD CLASS
GOOD CLASS
VERY GOOD CLASS
VERY GOOD CLASS
WOULD LIKE MORE TIME TO LEARN AND PRACTICE ALGORITHMYS WITH YOU CRITIQUING, SOME OF THE MATERIAL THAT MARTHA WENT OVER WAS DONE TOO QUICKLY
EXCELLENT INSTRUCTOR!
LEARNED WELL FROM YOU, HAD A VERY HARD TIME WITH LEARNING IN LECTURE WITH MARTHA
ENJOYED THE CLASS
GOOD CLASS
Mr. Hunter is a great instructor!
is a great instructor and shows he enjoys watching his students succeed!
Need more equal rotation opportunities between Shannon and Community Pediatrics. Shannon is generally more busy and has more patient opportunities.
Students need to be rotated around more between Shannon and Community Pediatrics. Community has much less patients and I did not get very many opportunities for that rotation.
It would be better if students were rotated between Shannon and Community Pediatrics. Some students got more time in one place than they did in the other. Shannon pediatrics has more patients than Shannon. Those of us who were assigned to Community got much less work done with patients due to the fact that there were less patients to work with, and therefore, have less completions for our peds than those who got Shannon.
More time needs to be spent practicing for the static and dynamic skills testing.
The extra study time that Mr. Hunter provided for us during this course was extremely helpful. This needs to be continued for the classes to come.
Mr. Hunter did a great job on this subject.
Mr. Hunter did a great job.
other than fighting with other students from other programs who are all trying to do the same thing its good



Mr. Hunter did a great job.
other than having to fight with other students from other classes to try and get what you need its good.
other than having nursing students and every other student trying to all do the same thing its good.
Mrs.Tinsley is a great teacher. She made the class fun and really helped me with understanding math. She showed us how to do it with real life scenarios.
I feel that I have learned a lot in this class, but still didn't feel like I had enough time to absorb more information. the rate at which we move through the course is a little fast, may need to break down the course a little bit more. when going over the monitors in the book I think that is when we need to play with a real monitor so we are in the section and also playing with what we just learned. I think going over drugs a little more could help and breaking them down a little more. the class was just tough because of so much information being gone over in a short amount of time and having homework drug profiles and other work to be done just doesn't leave much time to know everything you need to know. when people are having to stay up till 12 every night trying to learn everything really takes a toll on learning.
I feel that this course needs more time and to go over the book a little bit more. I think that the rate at which the class was, was too fast and effected my ability to fully understand the information. it is just a ton of information thrown at you and kind of with hope of absorbing it. maybe even breaking it down into smaller portions could help to.
good
Awesome
c
c
c
c
c
Too many rows for PDF export, try exporting to Word or CSV

# Sex



Answer	%	Count
.....	0.03%	1
Female	69.23%	2214
Male	30.74%	983
Total	100%	3198

Today

  
No results to show

Answer	%	Count
Total	100%	0

**Q8 - My overall rating of this course, [Field-Course] [Field-Title], is:**

#	Answer	%	Count
1	Outstanding	48.56%	1547
2	Very good	38.20%	1217
3	Satisfactory	11.83%	377
4	Unsatisfactory	1.41%	45
	Total	100%	3186

Field	Minimum	Maximum	Mean	Std Deviation	Variance	Count	Bottom 3 Box	Top 3 Box
My overall rating of this course, [Field-Course] [Field-Title], is:	1.00	4.00	1.66	0.74	0.55	3186	98.59%	51.44%

## Instructor



Too many values to display.

Answer	%	Count
Allen James	1.56%	50
Allen, Gerald S	1.16%	37
Anderson, Jeff D	0.16%	5
BS RNSG Faculty	1.78%	57
Barnhill, Greg L	0.16%	5
Berry, Cash R	0.91%	29
Book, Julie A	1.56%	50
Boyd, Elizabeth	0.13%	4
Brosh Kaitlyn	0.28%	9
Brown Gina	1.63%	52
Browne,Nita	0.16%	5
Bruns, Curtis	0.09%	3
Callan, Pam	0.88%	28
Coffman, Christa	3.25%	104
Crockett, Rita	1.38%	44
Dehart, Alicia	0.13%	4
Donnelly Rink	0.44%	14
Dorsey, Kim	0.06%	2
Dunagan Carah	0.97%	31
Ebeling, Carla	3.63%	116

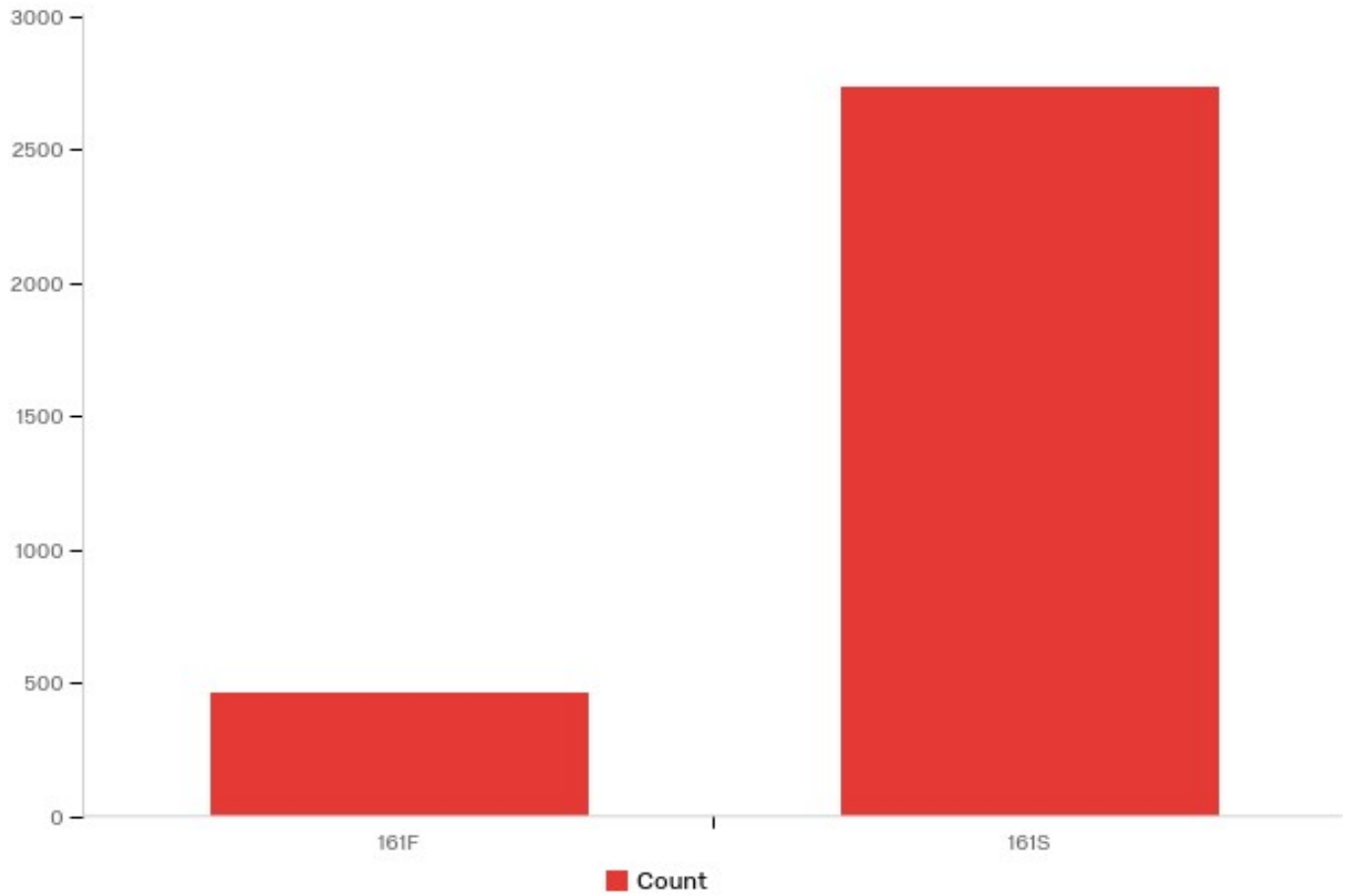
Farmer, Jeri D.	0.06%	2
Fauley Douglas	0.25%	8
Ferguson Casey	1.03%	33
Fisher,John	0.22%	7
Flores, Daniel	0.22%	7
Franklin, Odis	0.03%	1
Frantz,Rita K	0.50%	16
Gabehart,Greg	0.22%	7
Gierke,Diane S	0.22%	7
Guevara, Daniel	0.22%	7
Gutierrez, Tish	2.00%	64
Halstead Rachel	3.16%	101
Harrold, Carla	2.88%	92
Hensley, Lilli	0.16%	5
Hernandez, Nancy	0.31%	10
Hickam,Richard	0.06%	2
Hicks, William	0.06%	2
Hidalgo,Keith	1.00%	32
Higgins, Jenee	0.16%	5
Hill Doray	1.34%	43
Hobbs, Steven	0.06%	2
Houser, Miranda	2.06%	66
Hubbard, Lanna	2.85%	91
Hunter,Travis	4.25%	136
Keeney, Linda L.	0.06%	2
Kellermeier,A	2.63%	84
Kelly-Anderson,A	2.69%	86
Kerfman, Dave	0.53%	17
Kesterson,Dale	0.03%	1
Kiley, Dan	0.25%	8
Kirgis, Lauri	0.56%	18
Kountz, Van	0.03%	1

Lackey, Cynthia	0.06%	2
Lee, Jeanine	0.09%	3
Lendermon, Belin	0.16%	5
Lewis Dustin	0.66%	21
Limaye, Vasant	1.22%	39
Lopez, John	0.13%	4
Marino, Linda	0.03%	1
Marquez, Raul	0.38%	12
Martinez, Heidi	0.03%	1
McKinnon, Annie	0.28%	9
McMahon,Billy J	0.03%	1
McPherson Barba	1.25%	40
Meacham Vickie	2.53%	81
Milbourn Curtis	0.06%	2
Nielsen Roger	0.19%	6
Nielsen, Roger	0.13%	4
Nix,Terri J	0.94%	30
Owens Brandon	0.28%	9
Padilla, Maria	1.59%	51
Paige, Annette	0.41%	13
Parsons, Gwen H	1.78%	57
Patterson,Jeffre	0.03%	1
Pelfrey Chris	0.03%	1
Peterson,Kirk	0.31%	10
Presley, Randall	0.03%	1
SA RNSG Faculty	3.97%	127
SA VNSG Faculty	3.78%	121
STAFF	0.31%	10
Salazar Vanessa	1.25%	40
Simpson Frank	0.06%	2
Small, Lori	0.03%	1
Stewart, Homer C	1.25%	40

Strickland,Susan	0.59%	19
Tan, Cheng Pheng	0.66%	21
Tan,Tantika	0.50%	16
Tejani, Amin	0.09%	3
Tinsley, Mary D	2.35%	75
Treadwell Nancy	2.35%	75
Trubenstein, Mic	2.94%	94
Wakefield, Steph	0.13%	4
Walker, Barbara	2.22%	71
Walker, Sheralyn	0.81%	26
Wallace Jennye	0.03%	1
Watt, Cynthia	1.78%	57
Welch, Suzi	3.41%	109
Westlund, Lisa	0.28%	9
Whipple, Janice	1.81%	58
White Susan	0.22%	7
Too many rows for PDF export, try exporting to Word or CSV		

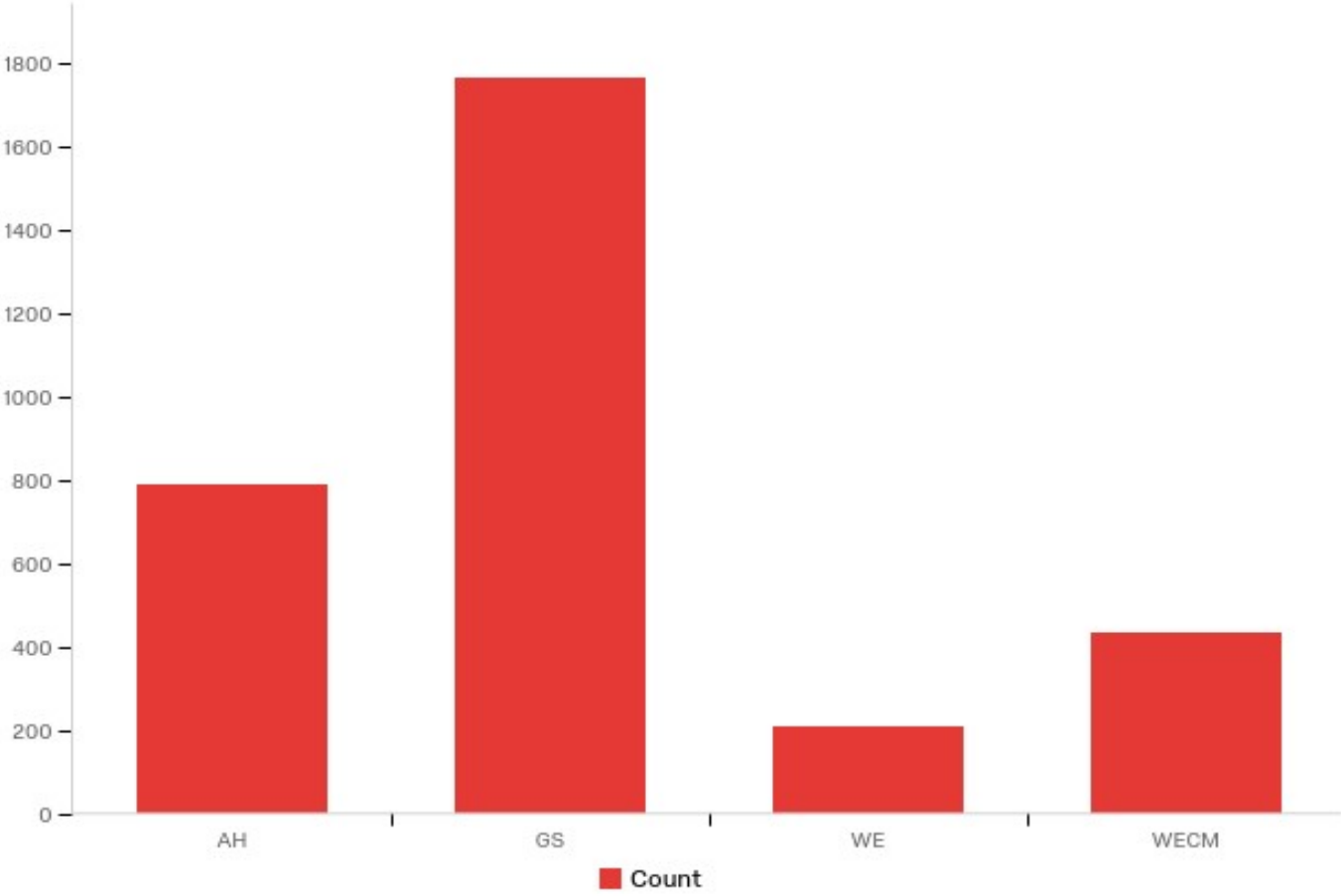


# Term



Answer	%	Count
161F	14.48%	463
161S	85.52%	2735
Total	100%	3198

# Div



Answer	%	Count
AH	24.70%	790
GS	55.16%	1764
WE	6.60%	211
WECM	13.54%	433
Total	100%	3198

## First



Too many values to display.

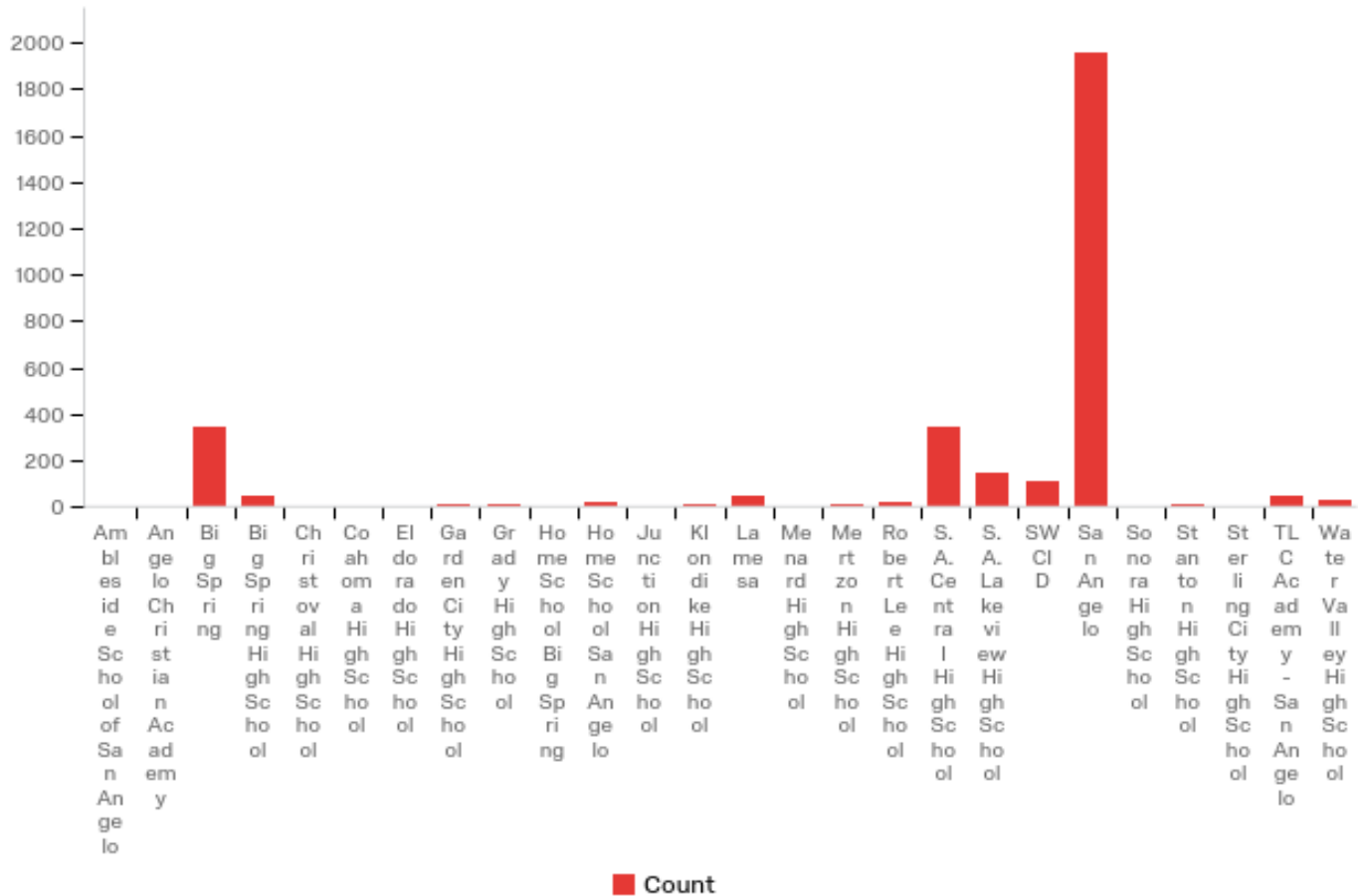
Answer	%	Count
Aaliyah	0.03%	1
Aaron	0.19%	6
Abbey	0.16%	5
Abel	0.19%	6
Abi	0.03%	1
Abigail	0.28%	9
Ada	0.06%	2
Adam	0.16%	5
Addie	0.03%	1
Addison	0.19%	6
Adeline	0.06%	2
Adonis	0.06%	2
Adrian	0.03%	1
Adriana	0.13%	4
Agustin	0.09%	3
Aidan	0.03%	1
Aime	0.03%	1
Airyka	0.13%	4
Akinlolu	0.09%	3
Akiya	0.03%	1

Alaina	0.03%	1
Alan	0.03%	1
Alanah	0.03%	1
Alanis	0.09%	3
Alazae	0.03%	1
Albert	0.03%	1
Alberto	0.13%	4
Alejandra	0.22%	7
Alejandro	0.06%	2
Alex	0.09%	3
Alexander	0.03%	1
Alexandra	0.06%	2
Alexandria	0.28%	9
Alexia	0.03%	1
Alexis	0.59%	19
Alexxis	0.03%	1
Alexya	0.03%	1
Alfredo	0.28%	9
Ali	0.13%	4
Alicia	0.06%	2
Alina	0.03%	1
Alisha	0.16%	5
Alishia	0.06%	2
Aliyah	0.03%	1
Alize	0.03%	1
Allana	0.03%	1
Allison	0.16%	5
Allyson	0.25%	8
Alma	0.03%	1
Alondra	0.22%	7
Alva	0.03%	1
Alysha	0.16%	5

Alyson	0.06%	2
Alyssa	0.22%	7
Amanda	0.63%	20
Amari	0.03%	1
Amaya	0.03%	1
Amber	0.63%	20
Ambrosia	0.13%	4
Amelya	0.06%	2
America	0.03%	1
Amparo	0.03%	1
Amy	0.13%	4
Ana	0.03%	1
Ana Delia	0.16%	5
Analisa	0.06%	2
Andrea	0.44%	14
Andres	0.03%	1
Andrew	0.34%	11
Angel	0.19%	6
Angela	0.22%	7
Angelica	0.34%	11
Angelina	0.03%	1
Angil	0.03%	1
Anissa	0.03%	1
Anita	0.03%	1
Anjelica	0.03%	1
Ann	0.06%	2
Anna	0.19%	6
Annamarie	0.03%	1
Anne-Marie	0.03%	1
Anthony	0.25%	8
Antoinette	0.19%	6
Antonio	0.03%	1

Anyssa	0.03%	1
April	0.19%	6
Araceli	0.03%	1
Aracely	0.03%	1
Araseli	0.03%	1
Argelia	0.06%	2
Ariana	0.22%	7
Ariel	0.09%	3
Armando	0.03%	1
Armarinda	0.13%	4
Arturo	0.03%	1
Ashley	0.72%	23
Ashlyn	0.09%	3
Ashlynn	0.13%	4
Aubrey	0.06%	2
Aubrie	0.16%	5
Too many rows for PDF export, try exporting to Word or CSV		

# HC

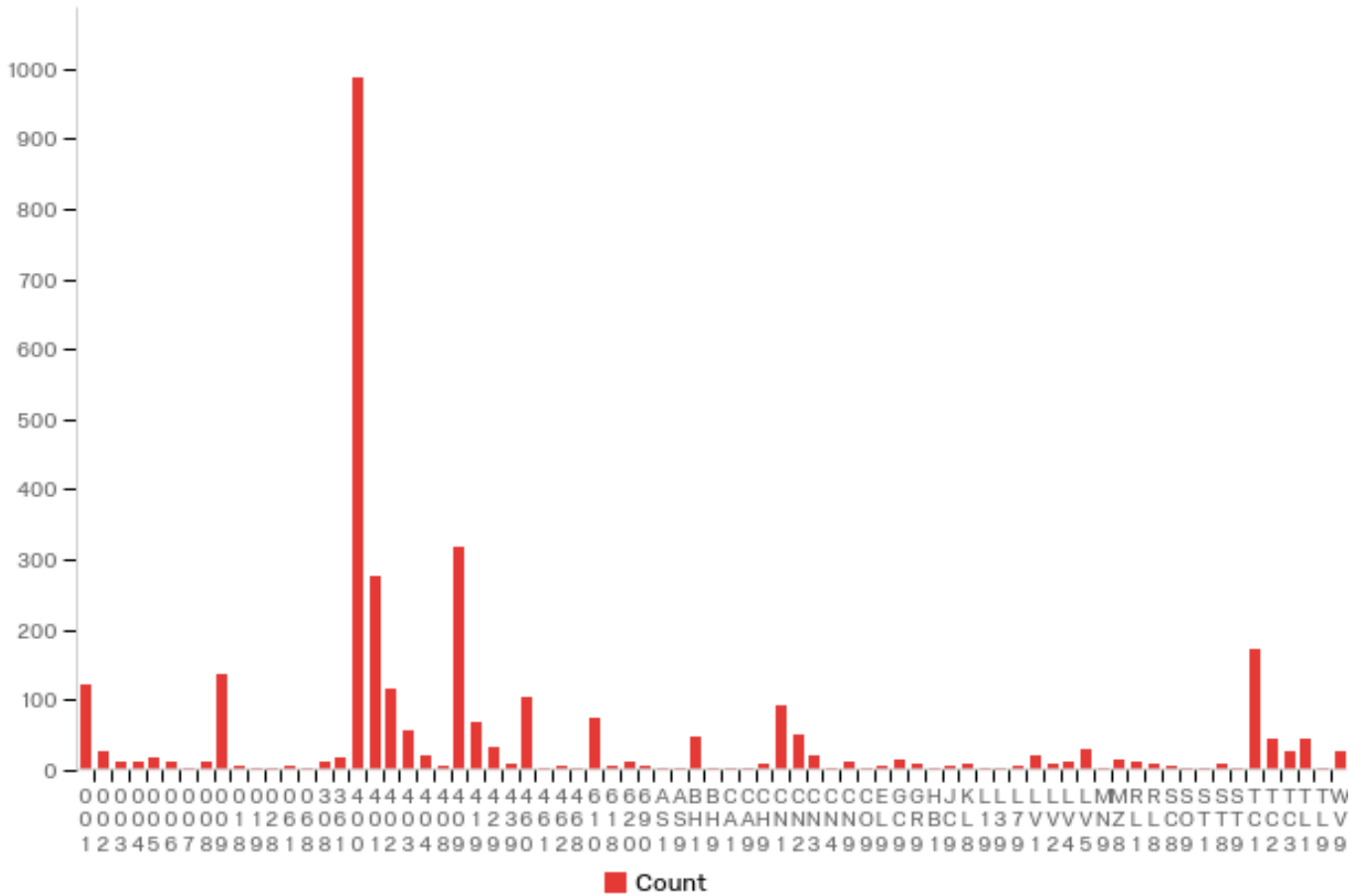


Answer	%	Count
Ambleside School of San Angelo	0.09%	3
Angelo Christian Academy	0.19%	6
Big Spring	10.73%	343
Big Spring High School	1.50%	48
Christoval High School	0.22%	7
Coahoma High School	0.06%	2
Eldorado High School	0.16%	5
Garden City High School	0.44%	14
Grady High School	0.28%	9
Home School Big Spring	0.03%	1
Home School San Angelo	0.53%	17
Junction High School	0.13%	4

Klondike High School	0.25%	8
Lamesa	1.44%	46
Menard High School	0.06%	2
Mertzon High School	0.41%	13
Robert Lee High School	0.56%	18
S.A. Central High School	10.73%	343
S.A. Lakeview High School	4.66%	149
SWCID	3.53%	113
San Angelo	61.13%	1955
Sonora High School	0.06%	2
Stanton High School	0.41%	13
Sterling City High School	0.16%	5
TLC Academy - San Angelo	1.41%	45
Water Valley High School	0.84%	27
Total	100%	3198



# Sec



Answer	%	Count
001	3.78%	121
002	0.84%	27
003	0.31%	10
004	0.38%	12
005	0.50%	16
006	0.34%	11
007	0.03%	1
008	0.34%	11
009	4.25%	136
018	0.13%	4
019	0.03%	1
028	0.03%	1

061	0.16%	5
068	0.09%	3
308	0.34%	11
361	0.50%	16
400	30.89%	988
401	8.60%	275
402	3.63%	116
403	1.75%	56
404	0.59%	19
408	0.13%	4
409	9.91%	317
419	2.10%	67
429	0.97%	31
439	0.25%	8
460	3.22%	103
461	0.03%	1
462	0.19%	6
468	0.06%	2
610	2.31%	74
618	0.19%	6
620	0.34%	11
690	0.16%	5
AS1	0.03%	1
AS9	0.06%	2
BH1	1.47%	47
BH9	0.03%	1
CA1	0.09%	3
CA9	0.09%	3
CH9	0.22%	7
CN1	2.88%	92
CN2	1.56%	50
CN3	0.63%	20

CN4	0.09%	3
CN9	0.34%	11
CO9	0.03%	1
EL9	0.16%	5
GC9	0.44%	14
GR9	0.28%	9
HB1	0.03%	1
JC9	0.13%	4
KL8	0.25%	8
L19	0.09%	3
L39	0.06%	2
L79	0.13%	4
LV1	0.59%	19
LV2	0.22%	7
LV4	0.31%	10
LV5	0.88%	28
MN9	0.06%	2
MZ8	0.41%	13
RL1	0.31%	10
RL8	0.25%	8
SC8	0.16%	5
SO9	0.06%	2
ST1	0.09%	3
ST8	0.25%	8
ST9	0.06%	2
TC1	5.41%	173
TC2	1.38%	44
TC3	0.81%	26
TL1	1.38%	44
TL9	0.03%	1
WV9	0.84%	27
Total	100%	3198



## SecondEmail



Too many values to display.

Answer	%	Count
.	0.03%	1
03170@myhc.us	0.03%	1
12tnew12@gmail.com	0.25%	8
1kaitlyn1828@gmail.com	0.03%	1
22DANIELJIMENEZ22@GMAIL.COM	0.03%	1
43701boba@gmail.com	0.03%	1
AARONWHITEHEAD2017@YAHOO.COM	0.03%	1
AAguero4380@stu.howardcollege.edu	0.03%	1
AAguilera1240@myhc.us	0.16%	5
AAlderman3390@stu.howardcollege.edu	0.09%	3
AAmine1330@myhc.us	0.06%	2
AArroyo5860@stu.howardcollege.edu	0.03%	1
AAvila5680@stu.howardcollege.edu	0.03%	1
ABarrera7630@stu.howardcollege.edu	0.06%	2
ABautista4560@myhc.us	0.16%	5
ACastillo6610@myhc.us	0.06%	2
ACox4870@stu.howardcollege.edu	0.03%	1
ADavis1500@myhc.us	0.13%	4
ADavis4890@stu.howardcollege.edu	0.03%	1

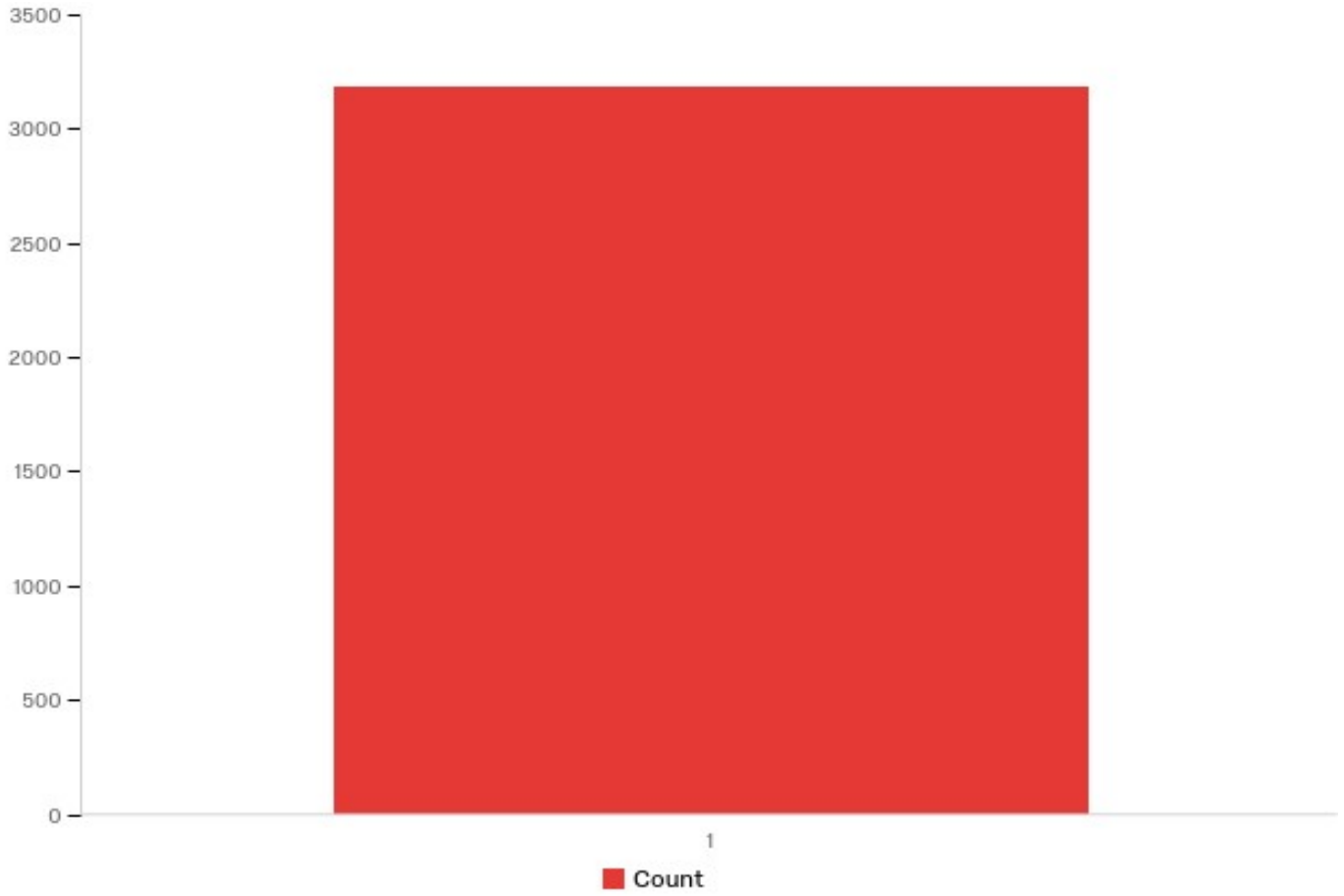
ADeLaCruz7930@stu.howardcollege.edu	0.03%	1
ADewall1540@stu.howardcollege.edu	0.06%	2
AFlores1440@myhc.us	0.25%	8
AFranco3570@myhc.us	0.03%	1
AFrausto7670@myhc.us	0.03%	1
AGallegos4670@myhc.us	0.03%	1
AGarcia2200@stu.howardcollege.edu	0.03%	1
AGarcia2600@myhc.us	0.19%	6
AGarfias4730@stu.howardcollege.edu	0.03%	1
AGarza3250@stu.howardcollege.edu	0.03%	1
AGomez2480@stu.howardcollege.edu	0.03%	1
AGroder4900@stu.howardcollege.edu	0.06%	2
AHHernandez6180@stu.howardcollege.edu	0.03%	1
AHernandez1230@stu.howardcollege.edu	0.03%	1
AHerrera7210@stu.howardcollege.edu	0.03%	1
AHuerta3670@myhc.us	0.06%	2
Alngroia5040@stu.howardcollege.edu	0.13%	4
AJFranco2660@stu.howardcollege.edu	0.06%	2
AJGonzales1650@stu.howardcollege.edu	0.06%	2
AJimenez6780@stu.howardcollege.edu	0.03%	1
AJones3040@myhc.us	0.19%	6
ALEXR6667@HOTMAIL.COM	0.03%	1
ALevrie2010@stu.howardcollege.edu	0.09%	3
ALowery1490@myhc.us	0.13%	4
ALuckey23@me.com	0.06%	2
AMartinez3950@stu.howardcollege.edu	0.03%	1
AMitchell6540@stu.howardcollege.edu	0.03%	1
ANGELINA_NICOLE11@MSN.COM	0.03%	1

ANNA_KATHERINE84@HOTMAIL.COM	0.13%	4
ANTHONYSTEPHENS03@COMCAST.NET	0.03%	1
ANeal5670@stu.howardcollege.edu	0.03%	1
AOchoa1110@stu.howardcollege.edu	0.03%	1
AOrdaz2400@stu.howardcollege.edu	0.13%	4
AParra7540@stu.howardcollege.edu	0.03%	1
APayne4220@stu.howardcollege.edu	0.03%	1
AQuintana3650@stu.howardcollege.edu	0.16%	5
ARASELI.AGUAYO27@GMAIL.COM	0.03%	1
ARTISTICADVENTURES432@GMAIL.COM	0.13%	4
ARamirez1190@stu.howardcollege.edu	0.03%	1
ARamirez4640@stu.howardcollege.edu	0.03%	1
ARascon5460@stu.howardcollege.edu	0.03%	1
ARich4520@myhc.us	0.06%	2
ARivas4420@stu.howardcollege.edu	0.03%	1
ARivas6730@myhc.us	0.13%	4
ARodriguez3620@myhc.us	0.03%	1
ARodriguez4610@myhc.us	0.03%	1
ARuiz6050@stu.howardcollege.edu	0.03%	1
ASamaniego2510@stu.howardcollege.edu	0.03%	1
ASanchezRoldan1980@stu.howardcollege.edu	0.03%	1
ASavala5820@stu.howardcollege.edu	0.03%	1
ASlaughter1310@stu.howardcollege.edu	0.03%	1
ASnapp6560@stu.howardcollege.edu	0.06%	2
ASpringer7030@stu.howardcollege.edu	0.13%	4
ATorres5060@stu.howardcollege.edu	0.03%	1
AUSTENLOWERY@GCKATS.NET	0.03%	1

AValdez6340@stu.howardcollege.edu	0.03%	1
AVazquez2990@stu.howardcollege.edu	0.03%	1
AVillanueva5200@stu.howardcollege.edu	0.13%	4
AVizueth7140@myhc.us	0.03%	1
AWalker1860@myhc.us	0.03%	1
AWooten5200@stu.howardcollege.edu	0.03%	1
AZamora1380@myhc.us	0.06%	2
AgapRPB@hotmail.com	0.06%	2
Atorney7630@stu.howardcollege.edu	0.03%	1
B.CRYSTAL18@YAHOO.COM	0.03%	1
BCobos6530@myhc.us	0.09%	3
BDavis3710@myhc.us	0.09%	3
BDuran1870@stu.howardcollege.edu	0.03%	1
BEANOGOMEZ45@GMAIL.COM	0.03%	1
BECruz4120@stu.howardcollege.edu	0.03%	1
BFurman6920@stu.howardcollege.edu	0.03%	1
BGonzales7400@stu.howardcollege.edu	0.13%	4
BGriffith1020@stu.howardcollege.edu	0.03%	1
BHemmeter7800@stu.howardcollege.edu	0.03%	1
BHernandez7610@stu.howardcollege.edu	0.03%	1
BHuapillaGonzalez6940@myhc.us	0.13%	4
BOates4600@myhc.us	0.06%	2
BRANDIVILLA15@YAHOO.COM	0.03%	1
BRANTZ.BURCH@GMAIL.COM	0.03%	1
BRAY_CANTU@ICLOUD.COM	0.03%	1
BRodriguez1090@stu.howardcollege.edu	0.03%	1
Too many rows for PDF export, try exporting to Word or CSV		

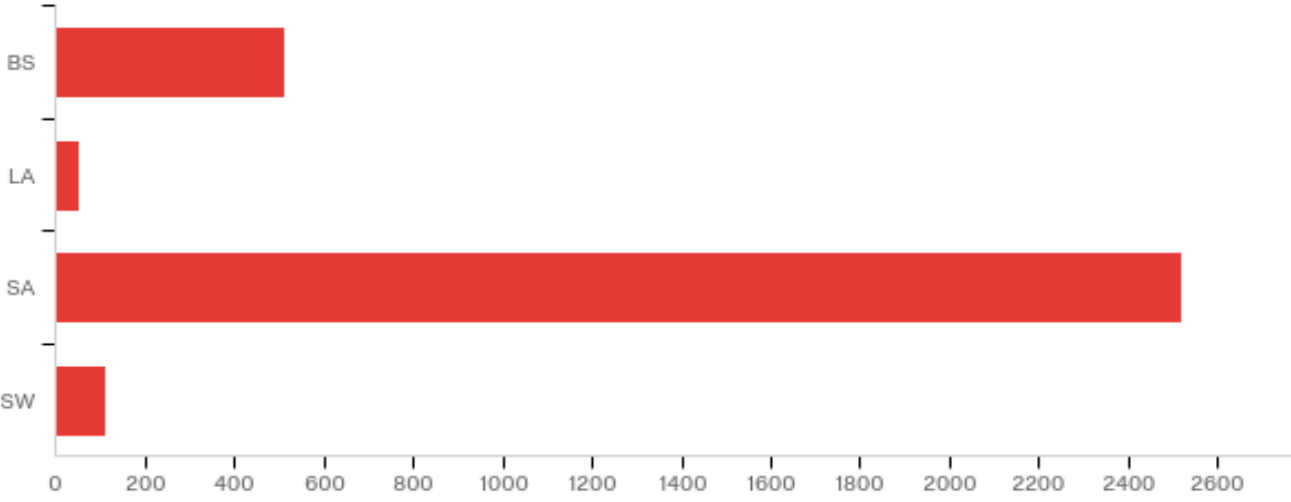


# Complete



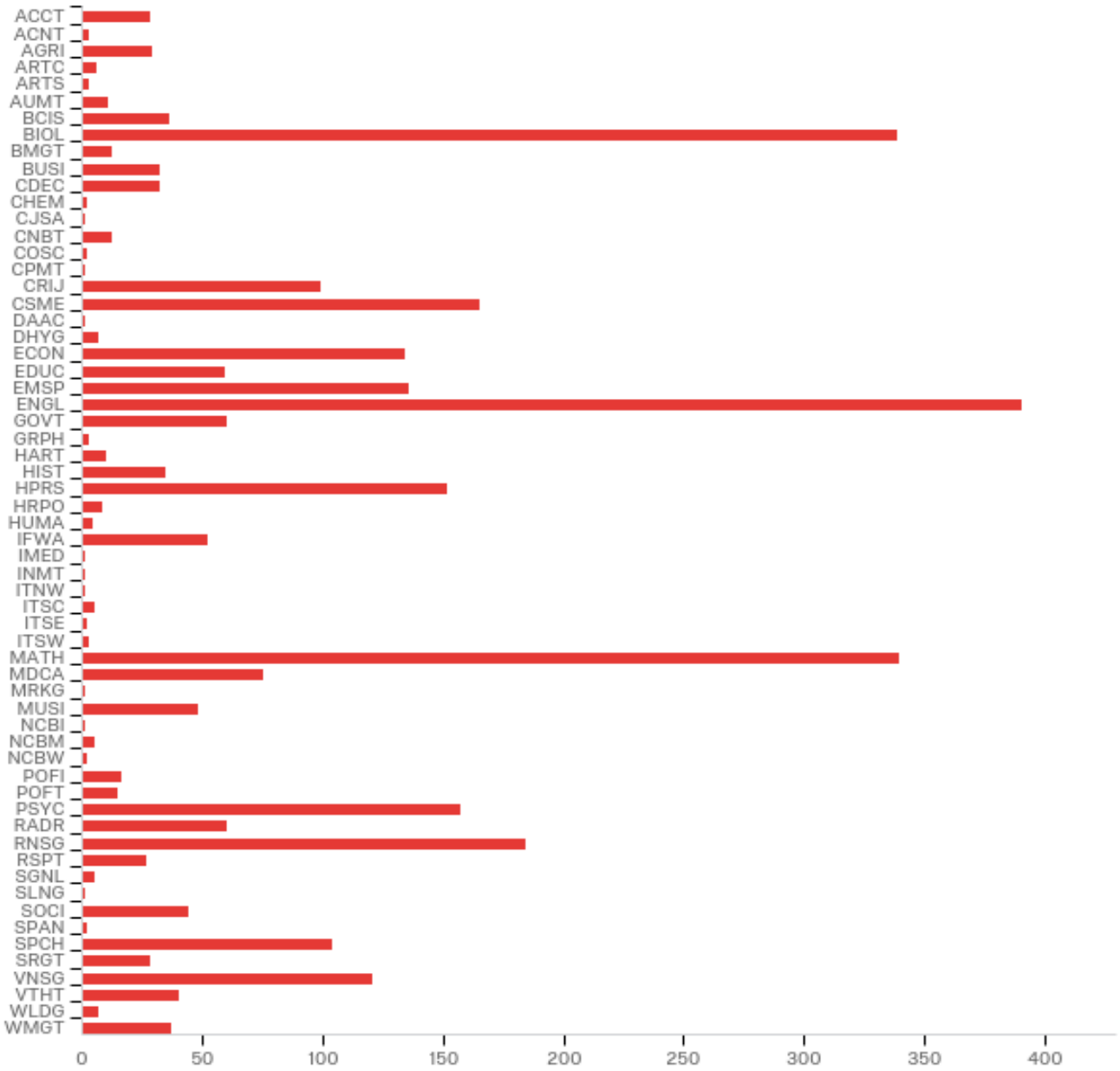
Answer	%	Count
1	100.00%	3183
Total	100%	3183

# CampusGroup



Answer	%	Count
BS	16.04%	513
LA	1.69%	54
SA	78.74%	2518
SW	3.53%	113
Total	100%	3198

# DEPT

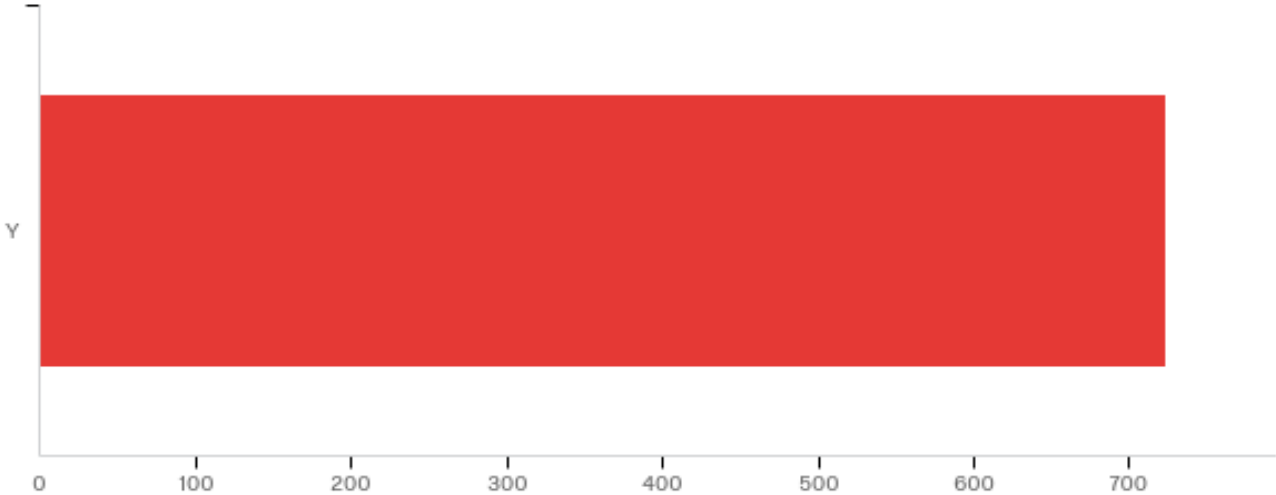


Answer	%	Count
ACCT	0.88%	28
ACNT	0.09%	3
AGRI	0.91%	29
ARTC	0.19%	6
ARTS	0.09%	3
AUMT	0.34%	11

BCIS	1.13%	36
BIOL	10.60%	339
BMGT	0.38%	12
BUSI	1.00%	32
CDEC	1.00%	32
CHEM	0.06%	2
CJSA	0.03%	1
CNBT	0.38%	12
COSC	0.06%	2
CPMT	0.03%	1
CRIJ	3.10%	99
CSME	5.16%	165
DAAC	0.03%	1
DHYG	0.22%	7
ECON	4.19%	134
EDUC	1.84%	59
EMSP	4.25%	136
ENGL	12.23%	391
GOVT	1.88%	60
GRPH	0.09%	3
HART	0.31%	10
HIST	1.09%	35
HPRS	4.75%	152
HRPO	0.25%	8
HUMA	0.13%	4
IFWA	1.63%	52
IMED	0.03%	1
INMT	0.03%	1
ITNW	0.03%	1
ITSC	0.16%	5
ITSE	0.06%	2
ITSW	0.09%	3

MATH	10.63%	340
MDCA	2.35%	75
MRKG	0.03%	1
MUSI	1.50%	48
NCBI	0.03%	1
NCBM	0.16%	5
NCBW	0.06%	2
POFI	0.50%	16
POFT	0.47%	15
PSYC	4.91%	157
RADR	1.88%	60
RNSG	5.75%	184
RSPT	0.84%	27
SGNL	0.16%	5
SLNG	0.03%	1
SOCI	1.38%	44
SPAN	0.06%	2
SPCH	3.25%	104
SRGT	0.88%	28
VNSG	3.78%	121
VTHT	1.25%	40
WLDG	0.22%	7
WMGT	1.16%	37
Total	100%	3198

# CRSDualCredit



Answer	%	Count
Y	100.00%	723
Total	100%	723

## ExternalDataReference



Too many values to display.

Answer	%	Count
101008448	0.06%	2
102002786	0.09%	3
102003727	0.06%	2
102003773	0.09%	3
102006388	0.03%	1
102009758	0.03%	1
103007193	0.03%	1
104003490	0.09%	3
104004721	0.09%	3
104009810	0.03%	1
105001178	0.03%	1
105005500	0.03%	1
106000359	0.03%	1
106001810	0.03%	1
106003443	0.13%	4
108000471	0.03%	1
108002269	0.03%	1
108002579	0.03%	1
108007623	0.13%	4
109001566	0.03%	1

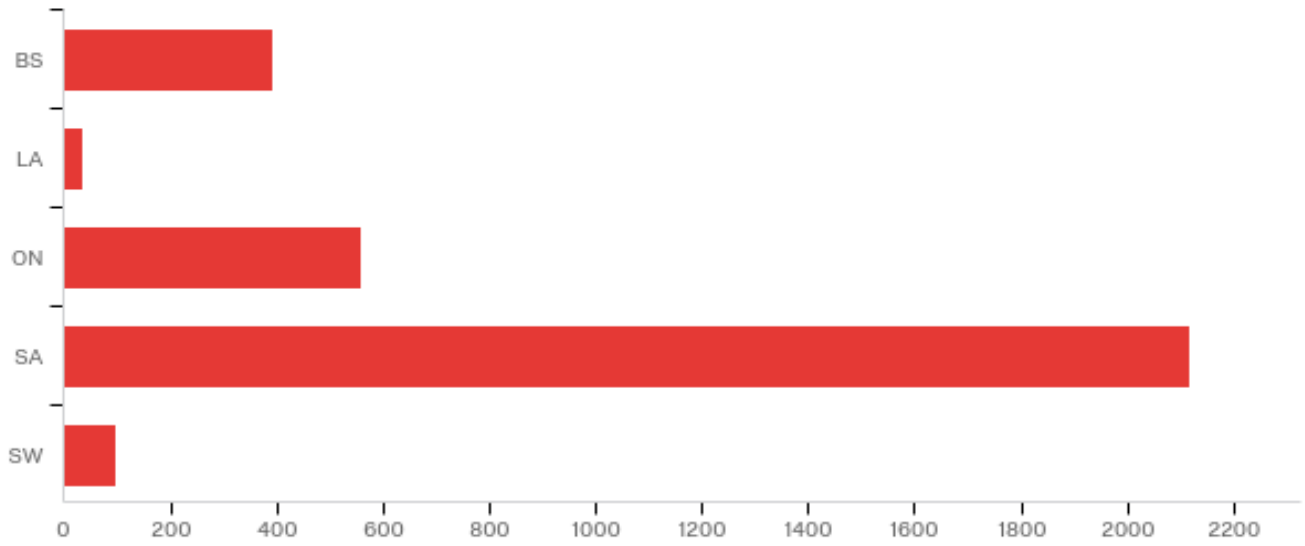
109003978		0.03%	1
109007857		0.03%	1
109008369		0.06%	2
109009874		0.03%	1
110004419		0.03%	1
111005275		0.03%	1
111007856		0.03%	1
111008951		0.03%	1
112001554		0.03%	1
112004626		0.03%	1
113002741		0.03%	1
113006536		0.03%	1
114004333		0.03%	1
114007506		0.09%	3
115004470		0.13%	4
115005797		0.13%	4
115008235		0.03%	1
117006632		0.09%	3
117006856		0.03%	1
118004618		0.03%	1
118007662		0.06%	2
118008898		0.03%	1
119001082		0.06%	2
119002353		0.03%	1
119007514		0.03%	1
120001930		0.09%	3
120002783		0.06%	2
120007425		0.03%	1
120008687		0.03%	1
121000991		0.09%	3
122000877		0.03%	1
123001395		0.03%	1



123002271	0.03%	1
123003973	0.03%	1
124005201	0.03%	1
124005297	0.03%	1
124006448	0.03%	1
124007598	0.16%	5
125002567	0.03%	1
125008053	0.03%	1
126004652	0.13%	4
126006777	0.06%	2
127001238	0.09%	3
127002855	0.03%	1
128002304	0.13%	4
128002798	0.06%	2
128006927	0.06%	2
128007788	0.03%	1
129001440	0.03%	1
129004733	0.09%	3
130001235	0.06%	2
131001124	0.03%	1
131001281	0.03%	1
131003553	0.13%	4
132001887	0.03%	1
132002180	0.03%	1
132003919	0.03%	1
132007730	0.03%	1
133003728	0.06%	2
133007702	0.03%	1
133008194	0.06%	2
134000882	0.03%	1
134003044	0.03%	1
136002807	0.06%	2

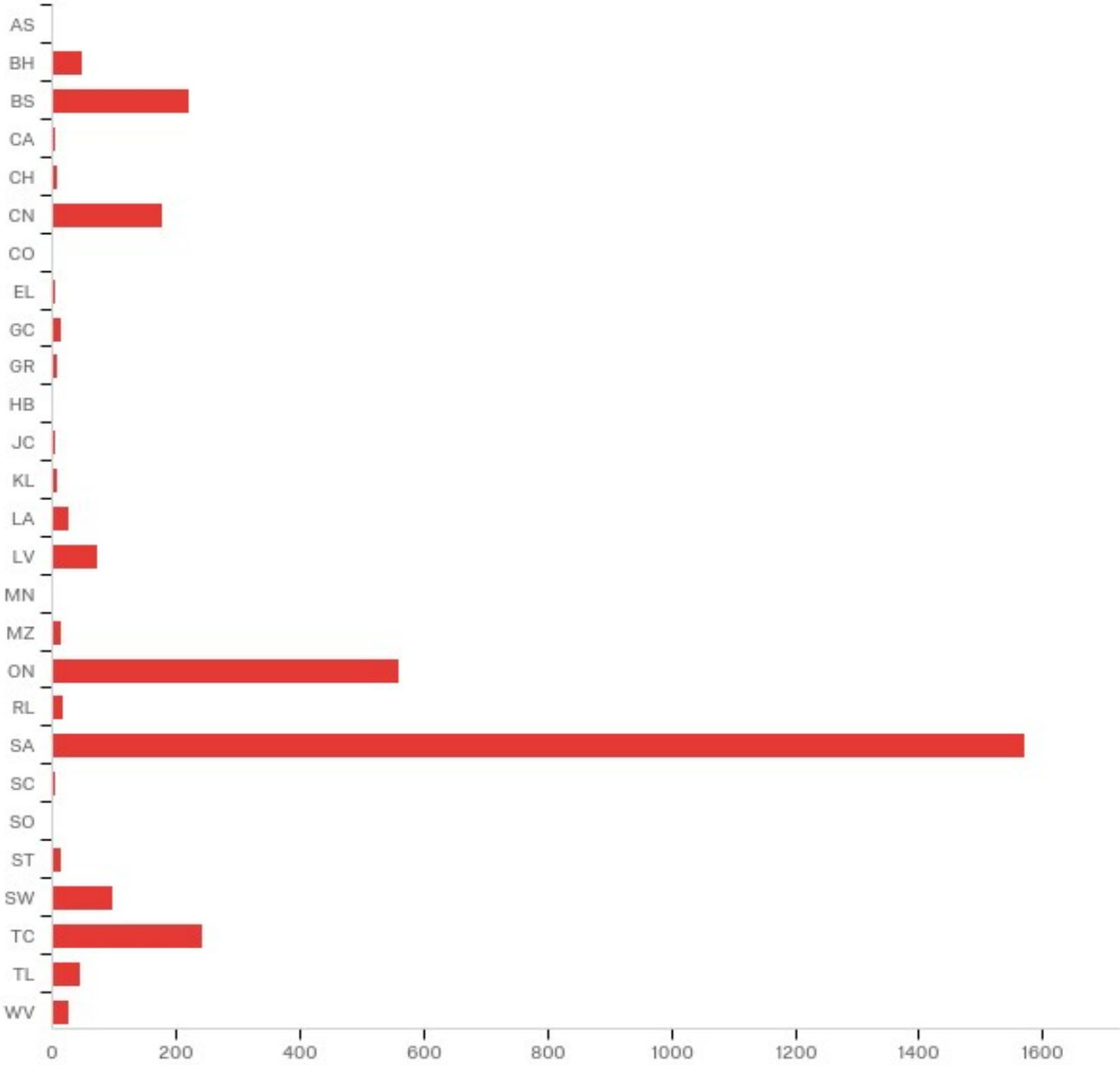
136003372		0.03%	1
137005866		0.09%	3
138002954		0.06%	2
138003087		0.03%	1
138006194		0.09%	3
138006859		0.03%	1
139001177		0.06%	2
139001544		0.03%	1
140002565		0.03%	1
140006329		0.13%	4
140007029		0.09%	3
141002464		0.22%	7
143004550		0.03%	1
144002329		0.25%	8
144006604		0.03%	1
144007436		0.16%	5
Too many rows for PDF export, try exporting to Word or CSV			

# CRSCampusGroup



Answer	%	Count
BS	12.23%	391
LA	1.09%	35
ON	17.51%	560
SA	66.17%	2116
SW	3.00%	96
Total	100%	3198

# CRSCampus



Answer	%	Count
AS	0.09%	3
BH	1.50%	48
BS	6.94%	222
CA	0.19%	6
CH	0.22%	7
CN	5.50%	176

CO	0.03%	1
EL	0.16%	5
GC	0.44%	14
GR	0.28%	9
HB	0.03%	1
JC	0.13%	4
KL	0.25%	8
LA	0.84%	27
LV	2.28%	73
MN	0.06%	2
MZ	0.41%	13
ON	17.51%	560
RL	0.56%	18
SA	49.09%	1570
SC	0.16%	5
SO	0.06%	2
ST	0.41%	13
SW	3.00%	96
TC	7.60%	243
TL	1.41%	45
WV	0.84%	27
Total	100%	3198