

1-My Report

Course Evaluation - Fall 2015

August 22nd 2017, 8:27 am CDT

Q2 - During this current semester, how much has this course, [Field-Course] [Field-Title], emphasized the following?

#	Question	Very Much		Quite a bit		Some		Very little	
1	a. Memorizing facts, ideas, or methods from your courses and reading so that you can repeat them in pretty much the same form	16.48%	1107	17.25%	731	17.15%	334	12.92%	73
2	b. Analyzing the basic elements of an idea, experience, or theory	17.07%	1147	17.70%	750	14.84%	289	10.44%	59
3	c. Synthesizing and organizing ideas, information, or experiences in	17.13%	1151	16.92%	717	15.61%	304	12.92%	73

	new ways								
4	d. Making judgments about the value or soundness of information, arguments, or methods	15.17%	1019	16.89%	716	18.69%	364	25.84%	146
5	e. Applying theories or concepts to practical problems or in new situations	16.49%	1108	16.05%	680	18.12%	353	18.41%	104
6	f. Using information you have read or heard to perform a new skill	17.67%	1187	15.20%	644	15.61%	304	19.47%	110
	Total	Total	6719	Total	4238	Total	1948	Total	565

#	Field	Minimum	Maximum	Mean	Std Deviation	Variance	Count	Bottom 3 Box	Top 3 Box
1	a. Memorizing facts, ideas, or methods from	1.00	4.00	1.72	0.83	0.69	2245	96.75%	50.69%

	your courses and reading so that you can repeat them in pretty much the same form								
2	b. Analyzing the basic elements of an idea, experience, or theory	1.00	4.00	1.67	0.80	0.64	2245	97.37%	48.91%
3	c. Synthesizing and organizing ideas, information, or experiences in new ways	1.00	4.00	1.69	0.83	0.68	2245	96.75%	48.73%
4	d. Making judgments about the value or soundness of information, arguments, or methods	1.00	4.00	1.84	0.92	0.85	2245	93.50%	54.61%
5	e. Applying theories or concepts to	1.00	4.00	1.76	0.88	0.78	2245	95.37%	50.65%

	practical problems or in new situations								
6	f. Using information you have read or heard to perform a new skill	1.00	4.00	1.70	0.88	0.77	2245	95.10%	47.13%

Q3 - During this current semester, to what extent did this course, [Field-Course] [Field-Title], help you develop in the following areas?

#	Question	Very Much		Quite a bit		Some		Very little	
1	a. Writing clearly and effectively	7.93%	929	9.20%	632	9.84%	400	7.24%	145
2	b. Speaking clearly and effectively	7.60%	890	8.40%	577	9.79%	398	8.74%	175
3	c. Thinking critically and analytically	10.17%	1191	10.25%	704	6.47%	263	2.85%	57
4	d. Solving numerical problems	5.92%	693	5.96%	409	9.00%	366	14.58%	292
5	e. Using computing and information technology	8.90%	1042	8.16%	560	7.99%	325	7.89%	158
6	f. Working effectively with others	8.77%	1027	8.32%	571	8.34%	339	7.89%	158
7	g. Learning effectively with others	9.32%	1091	9.00%	618	7.33%	298	6.09%	122
8	h. Understanding	9.10%	1065	9.09%	624	7.92%	322	6.79%	136

	myself								
9	i. Understanding people of other racial and ethnic backgrounds	8.10%	948	8.30%	570	7.08%	288	9.64%	193
10	j. Developing a personal code of values and ethics	8.31%	973	8.49%	583	8.93%	363	7.14%	143
11	k. Contributing to the welfare of the community	6.86%	803	6.96%	478	9.25%	376	12.53%	251
12	l. Developing clearer career goals	9.02%	1056	7.86%	540	8.07%	328	8.64%	173
	Total	Total	11708	Total	6866	Total	4066	Total	2003

#	Field	Minimum	Maximum	Mean	Std Deviation	Variance	Count	Bottom 3 Box	Top 3 Box
1	a. Writing clearly and effectively	1.00	4.00	1.89	0.95	0.89	2106	93.11%	55.89%
2	b. Speaking	1.00	4.00	1.93	0.98	0.97	2040	91.42%	56.37%

	clearly and effectively								
3	c. Thinking critically and analytically	1.00	4.00	1.63	0.79	0.62	2215	97.43%	46.23%
4	d. Solving numerical problems	1.00	4.00	2.15	1.12	1.24	1760	83.41%	60.62%
5	e. Using computing and information technology	1.00	4.00	1.81	0.96	0.92	2085	92.42%	50.02%
6	f. Working effectively with others	1.00	4.00	1.82	0.96	0.92	2095	92.46%	50.98%
7	g. Learning effectively with others	1.00	4.00	1.74	0.90	0.82	2129	94.27%	48.76%
8	h. Understanding myself	1.00	4.00	1.78	0.92	0.85	2147	93.67%	50.40%
9	i. Understanding people of other racial and ethnic backgrounds	1.00	4.00	1.86	0.99	0.99	1999	90.35%	52.58%
10	j. Developing a personal code of	1.00	4.00	1.84	0.95	0.90	2062	93.06%	52.81%

	values and ethics								
11	k. Contributing to the welfare of the community	1.00	4.00	2.04	1.07	1.14	1908	86.84%	57.91%
12	l. Developing clearer career goals	1.00	4.00	1.82	0.98	0.96	2097	91.75%	49.64%

Q6 - During this current semester, to what extent did this instructor, [Field-Instructor], in this course, [Field-Course] [Field-Title], do the following?

#	Question	Completely		Adequately		Minimally		Not at all	
1	a. Explained the course requirements and learning objectives clearly	8.48%	1648	8.50%	502	6.23%	74	4.17%	14
2	b. Clearly defined the grading criteria of the course	8.76%	1703	7.50%	443	6.82%	81	3.27%	11
3	c. Gave assignments that were consistent with the course objectives	8.74%	1699	7.62%	450	6.07%	72	5.06%	17
4	d. Gave assignments that contributed to my understanding of the subject	8.36%	1624	8.39%	495	8.17%	97	6.55%	22
5	e. Connected subject matter to the real world	8.20%	1594	8.55%	505	9.52%	113	7.74%	26

6	f. Used good examples to clarify points	8.23%	1600	8.52%	503	8.76%	104	9.23%	31
7	g. Led discussions that were helpful to my learning	8.00%	1554	8.78%	518	10.45%	124	12.50%	42
8	h. Was available to me when I needed assistance	8.27%	1607	8.47%	500	9.35%	111	5.95%	20
9	i. Evaluated my work in ways that helped me learn	7.96%	1547	9.06%	535	10.11%	120	10.71%	36
10	j. Provided feedback that gave me direction for improvement	8.20%	1593	8.17%	482	10.45%	124	11.61%	39
11	k. Created a comfortable learning environment	8.46%	1643	8.22%	485	6.15%	73	11.01%	37
12	l. Created an overall engaging learning experience	8.33%	1618	8.22%	485	7.92%	94	12.20%	41

	ce								
	Total	Total	19430	Total	5903	Total	1187	Total	336

#	Field	Minimum	Maximum	Mean	Std Deviation	Variance	Count	Bottom 3 Box	Top 3 Box
1	a. Explained the course requirements and learning objectives clearly	1.00	4.00	1.31	0.56	0.32	2238	99.37%	26.36%
2	b. Clearly defined the grading criteria of the course	1.00	4.00	1.29	0.55	0.31	2238	99.51%	23.91%
3	c. Gave assignments that were consistent with the course objectives	1.00	4.00	1.29	0.56	0.32	2238	99.24%	24.08%
4	d. Gave assignments that contributed to my understanding of the subject	1.00	4.00	1.34	0.61	0.37	2238	99.02%	27.44%
5	e. Connected subject	1.00	4.00	1.36	0.63	0.40	2238	98.84%	28.78%

	matter to the real world								
6	f. Used good examples to clarify points	1.00	4.00	1.36	0.64	0.41	2238	98.61%	28.51%
7	g. Led discussions that were helpful to my learning	1.00	4.00	1.40	0.68	0.46	2238	98.12%	30.56%
8	h. Was available to me when I needed assistance	1.00	4.00	1.35	0.62	0.38	2238	99.11%	28.19%
9	i. Evaluate d my work in ways that helped me learn	1.00	4.00	1.39	0.67	0.44	2238	98.39%	30.88%
10	j. Provided feedback that gave me direction for improvement	1.00	4.00	1.38	0.67	0.45	2238	98.26%	28.82%
11	k. Created a comfortable learning environment	1.00	4.00	1.33	0.62	0.39	2238	98.35%	26.59%
12	l. Created an	1.00	4.00	1.36	0.65	0.42	2238	98.17%	27.70%

overall engaging learning experien ce								
---	--	--	--	--	--	--	--	--

Q14 - (Optional) What is your ethnicity?

#	Answer	%	Count
1	Hispanic or Latino	41.01%	867
2	Not Hispanic or Latino	58.99%	1247
	Total	100%	2114

#	Field	Minimum	Maximum	Mean	Std Deviation	Variance	Count	Bottom 3 Box	Top 3 Box
1	(Optional) What is your ethnicity ?	1.00	2.00	1.59	0.49	0.24	2114	100.00%	100.00%

Title



Too many values to display.

Answer	%	Count
A & P for Medical Assistant	0.04%	1
Admin. Office Procedures I	0.49%	11
Administrative Systems	0.04%	1
Adv Haircutting/Related Theory	0.27%	6
Advanced Hair Design	0.09%	2
Advanced Spreadsheets	0.18%	4
Advanced Word Processing	0.04%	1
Agronomy	0.49%	11
Air Cond Control Principles	0.13%	3
American Literature	0.04%	1
American Literature I	0.04%	1
Anatomy & Physiology I	2.40%	54
Anatomy & Physiology I Laboratory	3.47%	78
Anatomy & Physiology II	0.71%	16
Anatomy & Physiology II Laboratory	0.67%	15
Applied Physics/Respiratory Ca	0.22%	5
Art Appreciation	0.04%	1
Basic Electricicty for HVAC	0.27%	6
Basic Nursing Skills	0.76%	17
Basic Radiographic Procedures	0.04%	1

Basic Respiratory Care Pharmacology	0.22%	5
Beginning Algebra	1.20%	27
Biology Lab for Science Majors II	0.04%	1
Biology for Science Majors I	1.87%	42
Biology for Science Majors I Lab	1.82%	41
Biology for Science Majors II	0.89%	20
Biology for Science Majors II Lab	0.76%	17
British Literature I	0.13%	3
Business Computer Applications	4.01%	90
Business Law	0.09%	2
Business Math Using Technology	0.67%	15
Business Principles	0.76%	17
Business Report Writing & Corresp	0.27%	6
Cardiology	0.53%	12
Cardiopulmonary Testing	0.18%	4
Care of Children and Families	0.93%	21
Clinical	0.40%	9
Clinical Care Child & Family RN Trn	0.04%	1
Clinical II - Dental Hygienist	0.71%	16
Clinical-Licensed Vocational Nursin	0.71%	16
Clinical-Radio Tech/Sci Radiographe	0.04%	1
Clinical-Respiratory Therapy	0.13%	3
College Algebra	0.49%	11
College Physics I	0.18%	4
College Prep Writing 2	0.04%	1
Community Dentistry	0.71%	16
Community Resources/Correction	0.13%	3
Composition I	3.12%	70
Composition II	0.62%	14
Computerized Accounting Appl.	0.09%	2
Computers in Agriculture	0.89%	20
Concert Choir I Maj Vocal Ensemble	0.09%	2

Construction Technology I	0.18%	4
Contemp Dental Hygiene Care I	0.67%	15
Correctional Systems/Practices	0.58%	13
Courts System & Practices	0.22%	5
Crime in America	0.36%	8
Criminal Investigation	0.13%	3
Criminology	0.27%	6
Critical Care Monitoring	0.18%	4
Curriculum Resources-Early Chi	0.09%	2
Dental Radiology	0.67%	15
Dev ESOL Reading and Vocabulary	0.18%	4
Dev ESOL Writing and Grammar	0.04%	1
Development of Motion Picture	0.04%	1
Developmental Math I	0.36%	8
Digital Imaging I	0.18%	4
Digital Publishing I	0.22%	5
EMS Operations	0.53%	12
Educating Young Children	0.04%	1
Electricity Principles	0.22%	5
Elementary Statistical Methods	0.09%	2
Emergency Pharmacology	0.53%	12
Essentials of Med Administration	0.76%	17
Essentials of Medical Terminology	2.89%	65
Federal Government	1.78%	40
Federal Income Tax	0.04%	1
Foundations of Nursing	0.76%	17
Fund/Perioperative Concepts/Technie	0.45%	10
Fundamentals of Cosmetology	0.49%	11
Fundamentals of Criminal Law	0.58%	13
Gas and Electric Heating	0.13%	3
General Chemistry I	0.49%	11
General Chemistry II	0.13%	3

General Psychology	2.40%	54
General and Oral Pathology	0.76%	17
Green Building	0.18%	4
Horticulture	0.27%	6
Human Relations	0.18%	4
Integrated Reading & Writing	0.98%	22
Integrated Reading & Writing 2	2.05%	46
Integrated Reading & Writing 3	0.13%	3
Intermed Algebra	0.22%	5
Intermediate Algebra	1.34%	30
Intern-Criminal Justice Studie	0.09%	2
Intern-Industrial/Manufacturin	0.13%	3
Internship - CIS	0.09%	2
Internship Graphis & Printing	0.04%	1
Internship-Bus. Admin. & Mgmt	0.22%	5
Intro Radiography & Patient Care	0.04%	1
Too many rows for PDF export, try exporting to Word or CSV		

Q10 - How many TOTAL credit hours have you earned at this college, not counting the courses you are currently taking this term?

#	Answer	%	Count
1	None	21.27%	475
2	1-14 credits	31.84%	711
3	15-29 credits	21.41%	478
4	30-44 credits	11.82%	264
5	45-60 credits	6.58%	147
6	over 60 credits	7.08%	158
	Total	100%	2233

Field	Minimum	Maximum	Mean	Std Deviation	Variance	Count	Bottom 3 Box	Top 3 Box
How many TOTAL credit hours have you earned at this college, not counting the courses you are currently taking this term?	1.00	6.00	2.72	1.45	2.11	2233	74.52%	25.48%

Q5 - Mark the box that best represents the extent to which [Field-Course] [Field-Title] challenged you to do your best work

**7 - "Extremely Challenging"
Easy"**

1 - "Extremely

#	Answer	%	Count
7	7-Extremely Challenging	21.85%	489
6	6	26.54%	594
5	5	27.30%	611
4	4	16.93%	379
3	3	4.20%	94
2	2	1.74%	39
1	1-Extremely Easy	1.43%	32
	Total	100%	2238

Field	Minimum	Maximum	Mean	Std Deviation	Variance	Count	Bottom 3 Box	Top 3 Box
Mark the box that best represents the extent to which [Field-Course] [Field-Title] challenged you to do your best work 7 - "Extremely Challenging	1.00	7.00	5.34	1.32	1.75	2238	7.37%	75.69%

g"
1 -
"Ext
remely
Easy&quo
t;

--	--	--	--	--	--	--	--	--

Q4 - Mark the box that best represents the extent to which you met the learning objectives of [Field-Course] [Field-Title]:

#	Answer	%	Count
1	Completely	52.54%	1158
2	Adequately	41.92%	924
3	Minimally	4.90%	108
4	Not at all	0.64%	14
	Total	100%	2204

Field	Minimum	Maximum	Mean	Std Deviation	Variance	Count	Bottom 3 Box	Top 3 Box
Mark the box that best represents the extent to which you met the learning objectives of [Field-Course] [Field-Title]:	1.00	4.00	1.54	0.62	0.38	2204	99.36%	47.46%

Q1 - In your experience with this class, [Field-Course] [Field-Title], during the current semester, how often did you do the following?

#	Question	Very Often		Often		Sometimes		Never	
1	a. Asked questions in class or contributed to class discussion	7.78%	943	8.56%	736	6.23%	482	1.15%	86
2	b. Made a class presentation	4.25%	516	4.66%	401	6.75%	522	10.79%	808
3	c. Prepared two or more drafts of an assignment before turning it in	5.30%	643	6.96%	599	7.47%	578	5.70%	427
4	d. Worked on papers that require integrating ideas or information from various sources	7.50%	909	8.30%	714	5.44%	421	2.71%	203
5	e. Worked with other students on projects	6.07%	736	6.64%	571	6.49%	502	5.85%	438

	during class								
6	f. Worked with classmates outside of class to complete the assignment	5.44%	660	5.79%	498	6.01%	465	8.33%	624
7	g. Participated in a community-based project as part of your coursework	4.39%	533	4.36%	375	5.91%	457	11.78%	882
8	h. Used the Internet to work on an assignment	10.41%	1262	5.38%	463	4.95%	383	1.86%	139
9	i. Used e-mail to communicate with your instructor	7.36%	893	6.06%	521	7.16%	554	3.73%	279
10	j. Discussed grades or assignments with your instructor	7.34%	890	7.49%	644	7.10%	549	2.19%	164
11	k. Talked about career	5.10%	618	4.53%	390	7.47%	578	8.83%	661

	plans with your instructor								
12	l. Discussed ideas from your readings or class with your instructor outside of class	5.00%	607	5.16%	444	6.80%	526	8.95%	670
13	m. Worked harder than you thought you could to meet the instructor's standards or expectations	7.33%	889	8.61%	741	6.54%	506	1.48%	111
14	n. Discussed ideas from the readings or class with others outside of class (students, family members, co-workers, etc.)	6.92%	839	8.03%	691	6.40%	495	2.97%	222
15	o. Skipped class	1.25%	152	1.33%	114	3.88%	300	22.45%	1681
16	p. Received	8.56%	1038	8.15%	701	5.38%	416	1.23%	92

	prompt feedback from your instructor about your performance								
	Total	Total	12128	Total	8603	Total	7734	Total	7487

Field	Minimum	Maximum	Mean	Std Deviation	Variance	Count	Bottom 3 Box	Top 3 Box
a. Asked questions in class or contributed to class discussion	1.00	4.00	1.87	0.88	0.77	2247	96.17%	58.03%
b. Made a class presentation	1.00	4.00	2.72	1.17	1.38	2247	64.04%	77.04%
c. Prepared two or more drafts of an assignment before turning it in	1.00	4.00	2.35	1.09	1.18	2247	81.00%	71.38%
d. Worked on papers that require integrating ideas or information from various sources	1.00	4.00	1.96	0.98	0.95	2247	90.97%	59.55%
e. Worked with other students on	1.00	4.00	2.29	1.12	1.25	2247	80.51%	67.25%

projects during class									
f. Worked with classmates outside of class to complete the assignment	1.00	4.00	2.47	1.18	1.39	2247	72.23%	70.63%	
g. Participated in a community-based project as part of your coursework	1.00	4.00	2.75	1.20	1.45	2247	60.75%	76.28%	
h. Used the Internet to work on an assignment	1.00	4.00	1.73	0.95	0.91	2247	93.81%	43.84%	
i. Used e-mail to communicate with your instructor	1.00	4.00	2.10	1.06	1.13	2247	87.58%	60.26%	
j. Discussed grades or assignments with your instructor	1.00	4.00	1.99	0.97	0.93	2247	92.70%	60.39%	
k. Talked about career plans with your instructor	1.00	4.00	2.57	1.18	1.38	2247	70.58%	72.50%	
l. Discussed ideas from your	1.00	4.00	2.56	1.18	1.38	2247	70.18%	72.99%	

readings or class with your instructor outside of class								
m. Worked harder than you thought you could to meet the instructor's standards or expectations	1.00	4.00	1.93	0.90	0.81	2247	95.06%	60.44%
n. Discussed ideas from the readings or class with others outside of class (students, family members, co-workers, etc.)	1.00	4.00	2.04	0.99	0.99	2247	90.12%	62.66%
o. Skipped class	1.00	4.00	3.56	0.87	0.75	2247	25.19%	93.24%
p. Received prompt feedback from your instructor about your performance	1.00	4.00	1.81	0.88	0.77	2247	95.91%	53.81%

Q13 - (Optional) Mark your age.

#	Answer	%	Count
1	Under 18	11.29%	246
2	18 - 19	28.28%	616
3	20 - 21	15.43%	336
4	22 - 24	16.62%	362
5	25 - 29	12.76%	278
6	30 - 39	10.65%	232
7	40 - 49	3.49%	76
8	50 - 64	1.38%	30
9	65 +	0.09%	2
	Total	100%	2178

Field	Minimum	Maximum	Mean	Std Deviation	Variance	Count	Bottom 3 Box	Top 3 Box
(Optional) Mark your age.	1.00	9.00	3.45	1.76	3.11	2178	55.00%	4.96%

Q11 - Thinking about the current academic term how would you characterize your enrollment in this college?

#	Answer	%	Count
1	Full-time	66.05%	1475
2	Part-time	33.95%	758
	Total	100%	2233

Field	Minimum	Maximum	Mean	Std Deviation	Variance	Count	Bottom 3 Box	Top 3 Box
Thinking about the current academic term how would you characterize your enrollment in this college?	1.00	2.00	1.34	0.47	0.22	2233	100.00%	100.00%

Q12 - (Optional) Mark your sex.

#	Answer	%	Count
1	Male	32.49%	708
2	Female	67.51%	1471
	Total	100%	2179

Field	Minimum	Maximum	Mean	Std Deviation	Variance	Count	Bottom 3 Box	Top 3 Box
(Optional) Mark your sex.	1.00	2.00	1.68	0.47	0.22	2179	100.00%	100.00%

Q7 - My overall rating of this instructor, [Field-Instructor], is:

#	Answer	%	Count
1	Outstanding	64.22%	1436
2	Very good	28.04%	627
3	Satisfactory	6.40%	143
4	Unsatisfactory	1.34%	30
	Total	100%	2236

Field	Minimum	Maximum	Mean	Std Deviation	Variance	Count	Bottom 3 Box	Top 3 Box
My overall rating of this instructor, [Field-Instructor], is:	1.00	4.00	1.45	0.68	0.46	2236	98.66%	35.78%

Course



Too many values to display.

Answer	%	Count
ACCT-2301	0.85%	19
ACNT-1313	0.09%	2
ACNT-1331	0.04%	1
AGRI-1131	0.36%	8
AGRI-1309	0.89%	20
AGRI-1407	0.49%	11
AGRI-1415	0.27%	6
AGRI-1419	0.45%	10
AGRI-2317	0.31%	7
AGRI-2321	0.13%	3
ARTC-1302	0.18%	4
ARTC-1313	0.22%	5
ARTC-1327	0.22%	5
ARTC-2335	0.04%	1
ARTS-1301	0.04%	1
BCIS-1305	3.65%	82
BCIS-1405	0.36%	8
BIOL-1106	1.82%	41
BIOL-1107	0.80%	18
BIOL-1306	1.87%	42

BIOL-1307	0.89%	20
BIOL-2101	3.47%	78
BIOL-2102	0.67%	15
BIOL-2120	0.62%	14
BIOL-2301	2.40%	54
BIOL-2302	0.71%	16
BIOL-2320	0.89%	20
BMGT-1327	0.53%	12
BMGT-2388	0.22%	5
BUSG-1304	0.09%	2
BUSI-1301	0.76%	17
BUSI-2301	0.09%	2
BUSI-2304	0.27%	6
CDEC-1313	0.09%	2
CDEC-1321	0.04%	1
CDEC-2341	0.04%	1
CETT-1402	0.22%	5
CHEM-1311	0.49%	11
CHEM-1312	0.13%	3
CJCR-1304	0.04%	1
CJSA-1351	0.18%	4
CJSA-2388	0.09%	2
CNBT-1301	0.27%	6
CNBT-1302	0.18%	4
CNBT-1316	0.18%	4
CNBT-2317	0.18%	4
CRIJ-1301	0.62%	14
CRIJ-1306	0.22%	5
CRIJ-1307	0.36%	8
CRIJ-1310	0.58%	13
CRIJ-1313	0.27%	6
CRIJ-2301	0.13%	3

CRIJ-2313	0.58%	13
CRIJ-2314	0.13%	3
CRIJ-2323	0.18%	4
CRIJ-2328	0.40%	9
CSME-1401	0.62%	14
CSME-1405	0.49%	11
CSME-1443	0.36%	8
CSME-1447	0.31%	7
CSME-2310	0.27%	6
CSME-2401	0.36%	8
CSME-2439	0.09%	2
CSME-2441	0.13%	3
DAAC-2364	0.04%	1
DHYG-1215	0.71%	16
DHYG-1235	0.67%	15
DHYG-1239	0.76%	17
DHYG-1301	0.53%	12
DHYG-1304	0.67%	15
DHYG-1331	0.62%	14
DHYG-2201	0.67%	15
DHYG-2361	0.71%	16
DRAM-2366	0.04%	1
ECON-2301	3.69%	83
ECON-2302	3.47%	78
EDUC-1100	0.13%	3
EDUC-1301	0.13%	3
EMSP-1355	0.53%	12
EMSP-1356	0.53%	12
EMSP-1438	0.53%	12
EMSP-2248	0.53%	12
EMSP-2338	0.53%	12
EMSP-2444	0.53%	12

ENGL-0315	1.29%	29
ENGL-0316	1.87%	42
ENGL-0320	0.04%	1
ENGL-1301	3.12%	70
ENGL-1302	0.62%	14
ENGL-2322	0.13%	3
ENGL-2327	0.04%	1
ENGL-2328	0.04%	1
ENGL-2333	0.62%	14
ESOL-0310	0.18%	4
ESOL-0311	0.04%	1
ESOL-0318	0.04%	1
GOVT-2305	1.78%	40
GOVT-2306	0.04%	1
GRPH-1305	0.13%	3
GRPH-2388	0.04%	1
Too many rows for PDF export, try exporting to Word or CSV		

Q15 - (Optional) What is your race? Mark one or more races that you consider yourself to be.

#	Answer	%	Count
1	American Indian or Alaska Native	2.59%	48
2	Asian	3.03%	56
3	Black or African American	9.08%	168
4	Native Hawaiian or Other Pacific Islander	0.81%	15
5	White	84.49%	1564
	Total	100%	1851

Field	Minimum	Maximum	Mean	Std Deviation	Variance	Count	Bottom 3 Box	Top 3 Box
(Optional) What is your race? Mark one or more races that you consider yourself to be.	1.00	5.00	4.62	0.95	0.91	1851	14.69%	94.38%

Q9 - Please provide comments about this instructor or course [Field-Instructor], [Field-Course] [Field-Title]:

Please provide comments about this instructor or course [Field-Instructor],...
COULD HAVE USED MORE LAB TIME
I completely enjoyed my government class. For someone who personally is intrigued by law and politics I enjoyed coming to this class and I personally feel like I actually learned and got something out of it.
SHE WAS VERY PATIENT AND UNDERSTANDING AND HAS AN UNDERSTANDING OF THE OLDER STUDENTS!!!!
IT TOOK ME ALL SEMESTER TO FINALLY RECEIVE AN A ON AN ESSAY BUT THANKS TO MR PATTERSON I FULLY UNDERSTAND THE REASONING BEHIND THE GRADES. HE PUSHED ME TO WORK HARD FOR THAT A.
More time to better go through and understand hospital patient chart and more time with the hospital electronic chart systems would be extremely helpful. I don't think we have enough learning opportunities with these two before we start actually doing our graded paperwork which puts us at a disadvantage.
CLINICAL WAS A GOOD LEARNING EXPERIENCE
Useful information.
THIS WAS A VERY DIFFICULT COURSE BUT IT WAS ACHIEVED WITH HELP AND EFFORT OF ALL PARTIES; THE INSTRUCTORS AND THE STUDENTS ON BOTH AN INDIVIDUAL AND A GROUP LEVEL.
My clinical instructor, Mrs. Henderson, was amazing. I learned so much from her and was confident performing. I was able to express my fears and face situations easier, knowing I had a good instructor helping me. However, I feel the amount of clinical paperwork was unnecessary. We do not make care plans as LVNs so why should the paperwork be so extensive? Its hard to write 20 pages and manage time to study for important and difficult tests. I find myself struggling to finish these careplans. This program is squished into 9 months. Please d not make it harder by adding more paperwork that we will not be doing in the real world.
I LIKED THIS COURSE
useful information.
THIS COURSE EXPLAINED IN VERY MUCH DETAIL HOW TO PERFORM THE BASIC SKILLS OF NURSING, THE INSTRUCTIONS FROM THE BOOK FOR THIS COURSE WERE VERY OVERWHELMING BUT VERY CLEAR AND UNDERSTANDABLE.
great class
1509 WAS THE HARDEST CLASS I HAVE EVER TAKEN. THE INSTRUCOR DID THE BEST SHE COULD IN TRYING TO EXPLAIN THE MATERIAL, HOWEVER THERE WAS SO MUCH MATERIAL AND NOT ENOUGH TIME TO COVER IT. THIS IS A EXTREMELY HARD CLASS.
I really enjoyed clinicals. Care plans are not easy but they make us think differently and be better nurses.
Useful skills learned.
Grading assignments (care plans) for this course were very inconsistent. Some students put extra time and effort into their paperwork while others did the bare minimal, while all the grades showed no difference. Instructors graded different and some "expected more from some students than from other".
I thoroughly enjoyed this course and the instructor
I do not like how this class had mutiple books to look for answers. The textbook assigned to this class was very hard. And to add more books to find more answers, often was very confusing. Sometimes I could not find the answer in the correct books and had to resort to the internet. I would have preferred one book to look at. Also, it would be helpful to maybe get the page numbers of the book we need it from.

IT WAS A BASIC INTRO TO WHAT SHOULD BE EXPECTED TO NURSING
EVERY NURSING COURSE IS CHALLENGING, AND THE INSTRUCTORS DID THE BEST THEY COULD EDUCATING US ON THE MATERIAL.
Clinicals were a great learning experience. It's what makes this a great program.
Useful information.
This course was challenging because medications are difficult for me to memorize. They have sound alike and tend to confuse my brain. I feel that a pharmacology pre requisite should be required for the LVN program. It would make a huge difference to go into it knowing basic knowledge on medications you will be seeing and using.
very good content
I would have liked more real world explanations from one of instructors to help me better understand some of the material. Mrs. Henderson always gave real world examples that helped me to understand and learn the material. I feel like study guides along with the objectives would greatly help every course if we would have had them.
I gained a lot of valuable information from the instructor and the course.
ALL NURSING CLASSES ARE HARD, HOWEVER EACH INSTRUCTOR DOES WHAT THEY CAN TO HELP US UNDERSTAND THE MATERIAL. I DO WISH LECTURES HAD MORE INVOLVEMENT LIKE SCENARIOS OR RELATIVE TOPICS TO GET A BETTER IDEA.
This was a challenging course but I learned a lot.
Good class material. definitely learned the foundations of nursing. I liked to be able to review my answers before turning in my scantron.
I gained a lot of valuable information from the instructor and this course.
Very difficult class, but very interesting and challenging.
I would have liked better equipment available to us to practice injections. Or more practice giving injections. But, otherwise not a bad textbook.
This is the hardest course in the first semester on the LVN program. I was challenged in ways I've never came across. I had to study constantly and review any chance I could. The tests got better as the semester went on. At first the tests were not being made off the objectives we were studying then after over half the class bombed the endocrine test the instructors began following our objective list to create the tests. I understand that everything we read is testable, but why provide us with objectives if you are not going to use them in our test? I enjoyed being challenged and learned so much during this course.
THIS CLASS WAS AMAZING, WHEN FIRST LEARNING THE MATERIAL IT WAS OVERWHELMING, BUT MRS. HENDERSON DID A GREAT JOB EXPLAINING IT AND EVEN HELPED ME AFTER CLASS TO MAKE SURE I UNDERSTAND WHAT I WAS DOING. I ENDED UP GETTING A 98 ON THE EXAM AND HARDELY MISSED ANY MATH QUESTIONS ON OTHER EXAMS.
THIS WAS BY FAR THE HARDEST COURSE OF THE SEMESTER! IT WAS EXTREMELY CHALLENGING FOR ME. I EVENTUALLY WENT TO BEGIN TO STUDY IN A GROUP AND THAT HELPED ME PASS THE COURSE ALONG WITH HELP FROM MRS. HENDERSON!!
None
They're both very hard on us, but in the best ways possible. without them being hard on us we would never get better or adapt to the situations we're going to be facing in our careers in front of us. I appreciate them being hard on us to make us the best nurses they possibly can.
I loved going to clinicals and experiencing things hands on.
I gained a lot of valuable information from the instructor and this course.
The majority of the time our testing material was covered in our objectives. There were only maybe 1 or 2 times that a question wasn't adequately covered in the lecture or objectives. Over all the course was very beneficial.

I felt better about my mathematical capabilities after completing this course!
The instructors made themselves available at all times during to day to help me understand all of my assignments and to excel in this course.
ALL NURSING COURSES ARE EXTREMELY DIFFICULT, HOWEVER THE INSTRUCTORS DO THE BEST JOB TO EDUCATE US ON THE MATERIAL.
I would recommend this program/class to others.
Mrs. Henderson and Mrs. Brandt are absolutely amazing teachers that strive to do their best and adapt to all of our individual learning needs as best as possible while retaining integrity as teachers.
1509 was very challenging but once i got the hang of it the class material was very interesting to me. I enjoyed taking tests and before turning them in able to double check my answers. this helped a lot
No comment.
I learned a lot in this class. Very informative.
MS.MULTRY HELPED ME SO MUCH WITH CARE PLANS. BECAUSE WE WERE NEVER GIVEN MUCH TIME TO LEARN HOW TO MAKE A CARE PLAN. MRS HENDERSON TRIED TO EXPLAIN AS MUCH AS SHE COULD BUT MRS MULTRY CAME UP TO THE SCHOOL AND MEET ME ON HER OFF TIME TO ASSURE I UNDERSTOOD FULLY HOW TO CONSTRUCT A ADEQUATE CARE PLAN! SHE IS MUCH APPRICIATED!!!
None
Great teachers, would love to have them again.
GREAT
A lot of skills in a short amount of time but the instructors were always willing to help you figure it out if you were having problems.
I enjoyed my clinical experience very much. However when it came to grading care plans the instructors had very different grading criteria. Things that you would get wrong with one instructor you wouldn't get wrong with another. If the instructors could be more in sync with grading then you don't have to keep trying to figure out what it is they want.
Mrs. Henderson was one of the best instructors I have had at this college.
Wonderful class.
Both instructors are amazing and did a great job teaching us to become the best nurses we can be.
The textbook for this course was not very helpful. The answers I was looking for were spread out through multiple chapters. When trying to find where they could be in the beginning of the book, was not very helpful either.
I felt as though this course was just a lot of memorization, instead of absorbing and understanding the actual material.
None
I loved my clinical experience. Mrs. Henderson did an outstanding job in helping be learn and being hands on with me when I was learning something new. She was able to help me completely understand the take I was doing. She was encouraged me to learn new things and explained them in ways that I could learn and remember. She did an outstanding job as a clinical instructor.
content explained very well. My favorite course
This course was the most difficult for me to pass, but i believe it was the most effective learning that I have done so far to actually make me think like a nurse.
CHENDERSON HELPED MORE THAN ANYONE
I think that this is a harder course when it comes to teaching about medications because you kind of just have to learn them on your own. But I think both instructors tried to help however they could.

This class was very difficult, but the instructor made it enjoyable.
great
The time and patience that the instructors had throughout the semester was beneficial to my learning. They followed the objectives and put in powerpoints the high points of the lessons learned to help us follow along in the book and understand information better.
The instructors have gotten better as the course went on. Lectures improved and tests improved.
Mrs. Henderson and Mrs. Brandt are absolutely amazing teachers that strive to do their best and adapt to all of our individual learning needs as best as possible while retaining integrity as teachers.
Both of the instructors were very effective in helping me learn the material and create a better understanding of the skills to become a good nurse.
Mrs. Henderson was one of the best people I have ever worked with. She always has a smile on her face and is willing to help you out no matter the situation. She cares about patient safety but at the same time wants to make sure you learn along the way. She is willing to get up there and show you exactly how to do it whenever you are having problems understanding.
great
CHENDERSON IS A GREAT INSTRUCTOR
n/a
None
I would like more ways to compare the course to real world things that I could adequately use to understand the material better. One instructor was better than the other with giving us something to relate to during learning.
C. Henderson is exceptionally good at tying real life experiences into our lectures. B. Brandt is just as good about involving the class in the lecture and using nalex questions to challenge us.
chenderSON is by far the most caring and understandable instructors ive ever meet and honestly i dont know how i could do it without her in this program! bbrandt is very sweet as well but had some times when she seemed to be aggravated by questoins ask in class.
n/a
The instructors were very helpful and made themselves available to answer any questions I had.
Sometimes it was hard to follow when guest speakers where talking about the subjects.
I think both instructors did a great job with the material!
Thank you for all your help and letting me taking this class this winter! I have really enjoyed it!
Very helpful when she is needed. If struggling with somthing she's always there to explain how to fix the situation.
A lot of information for such little time.
The instructors made sure we understood the math portion of nursing and how to calculate what you would give a patient with what you were given and what you had. They also helped us with knowing which medications fall under the specific categories of disorders and what to look for as far as side effects and contraindications and how well the patient is tolerating their medications. They helped categorize all the medications in the power points and charts to help us understand better.
The instructors made sure we had all of the necessary material and information to do well in this class. The instructors' power points were very beneficial and allowed us to understand the material and follow through the book effectively. The power points were another good study material for our exams.
The course was challenging and pushed me further to learn the material.
Mrs. Brandt and Mrs. Henderson gave us everything we needed as student nurses to be successful in what we

have devoted our time to. They have gave more than what was expected of them as instructors to make sure we understood and could perform the clinical tasks and the nursing management behind a disease. They always made themselves available to help explain further a section we didn't understand or just to be there as an emotional support system when we would get into a rut. As student nurses we are very lucky to have them as instructors.

??

Class and instructor were overall very good. Besides some technological problems that occurred periodically throughout the class, there were no complaints. 😊

Was taught by LT Haney in big springs

Outstanding course, I'm eager to begin the next semester

Class that should be easy yet I made it hard

?

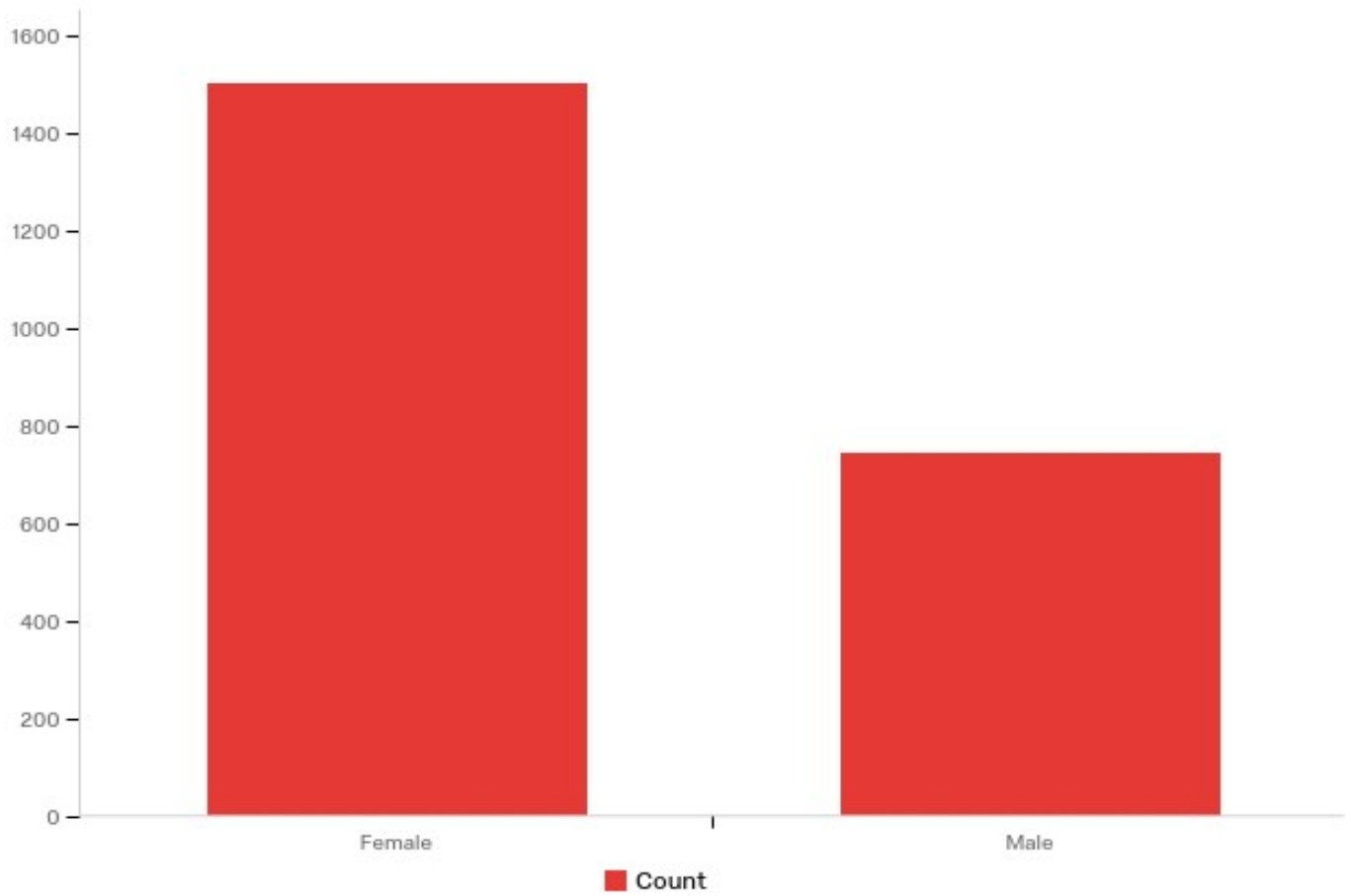
This was a critical course the become a paramedic...Travis was outstanding in helping me understand and learn cardiology paractice

Happy to have passed this time

LT taught this

Too many rows for PDF export, try exporting to Word or CSV

Sex



Answer	%	Count
Female	66.93%	1504
Male	33.07%	743
Total	100%	2247

Today


No results to show

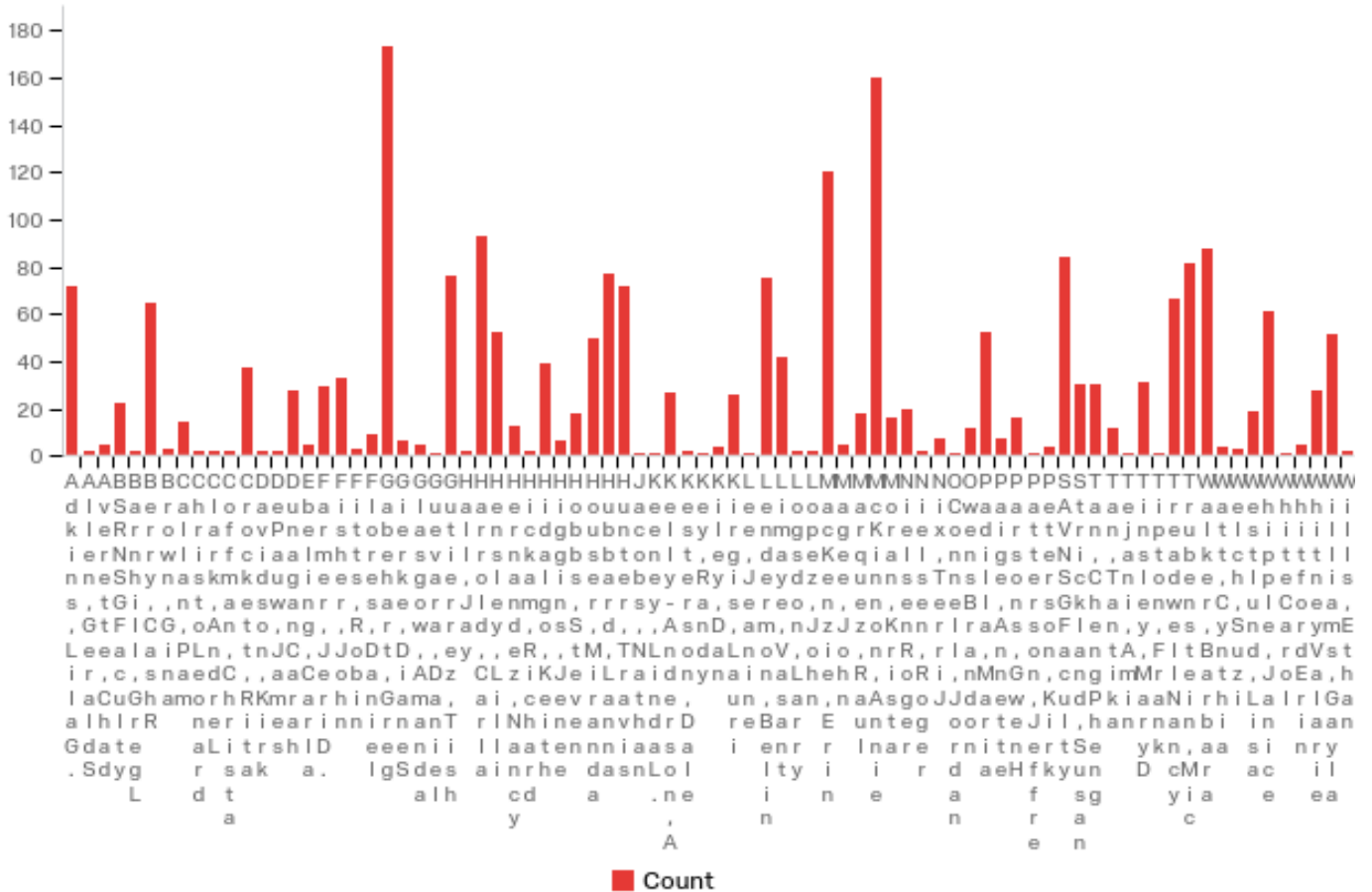
Answer	%	Count
Total	100%	0

Q8 - My overall rating of this course, [Field-Course] [Field-Title], is:

#	Answer	%	Count
1	Outstanding	46.82%	1047
2	Very good	40.65%	909
3	Satisfactory	10.42%	233
4	Unsatisfactory	2.10%	47
	Total	100%	2236

Field	Minimum	Maximum	Mean	Std Deviation	Variance	Count	Bottom 3 Box	Top 3 Box
My overall rating of this course, [Field-Course] [Field-Title], is:	1.00	4.00	1.68	0.74	0.55	2236	97.90%	53.18%

Instructor



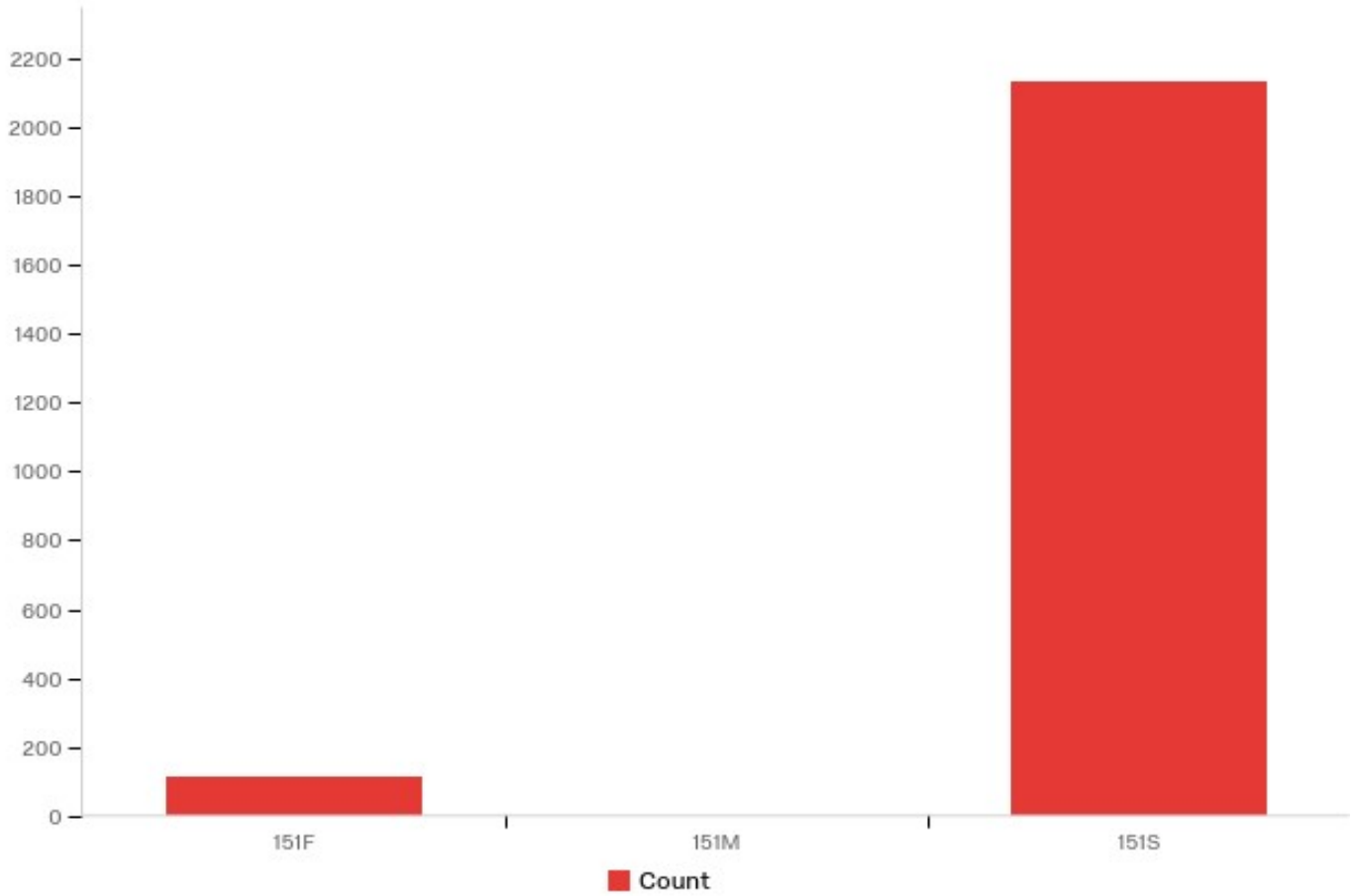
Answer	%	Count
Adkins, Lila G.	3.20%	72
Allen, Gerald S	0.09%	2
Averette, Chad	0.22%	5
BS RNSG Faculty	0.98%	22
Barnhill, Greg L	0.09%	2
Berry, Cash R	2.89%	65
Brown, Gina	0.13%	3
Callan, Pam	0.62%	14
Christo Leonard	0.09%	2
Clark,Andre L	0.09%	2
Coffman, Christa	0.09%	2
Crockett, Rita	1.65%	37

Davidson, Kirk	0.09%	2
DePauw,James	0.09%	2
Dunagan Carah	1.25%	28
Ebeling, Carla	0.22%	5
Farmer, Jeri D.	1.29%	29
Fisher,John	1.47%	33
Fitts, Robin	0.13%	3
Flores, Daniel	0.40%	9
Gabehart,Greg	7.70%	173
Gierke,Diane S	0.27%	6
Glasgow, Amanda	0.22%	5
Guevara, Daniel	0.04%	1
Gutierrez, Tish	3.38%	76
Hall, Jay	0.09%	2
Harrold, Carla	4.14%	93
Hensley, Lilli	2.31%	52
Hernandez, Nancy	0.58%	13
Hickam,Richard	0.09%	2
Hidalgo,Keith	1.74%	39
Higgins, Jenee	0.27%	6
Hobbs, Steven	0.80%	18
Houser, Miranda	2.23%	50
Hubbard, Lanna	3.43%	77
Hunter,Travis	3.20%	72
Jacobs, Nathan	0.04%	1
Keeney, Linda L.	0.04%	1
Kelly-Anderson,A	1.20%	27
Kesterson,Dale	0.09%	2
Key,Randy	0.04%	1
Kiley, Dan	0.18%	4
Kirgis, Lauri	1.16%	26
Lee, Jeanine	0.04%	1

Lendermon, Belin	3.34%	75
Limaye, Vasant	1.87%	42
Logsdon, Larry	0.09%	2
Lopez, John	0.09%	2
MacKenzie, Erin	5.34%	120
Magee, John	0.22%	5
Marquez, Raul	0.80%	18
McKinnon, Annie	7.12%	160
Moran, Krista	0.71%	16
Nielsen Roger	0.89%	20
Nielsen, Roger	0.09%	2
Nix,Terri J	0.31%	7
OConnell, Jordan	0.04%	1
Owens Brandon	0.53%	12
Padilla, Maria	2.31%	52
Paige, Annette	0.31%	7
Parsons, Gwen H	0.71%	16
Patterson,Jeffre	0.04%	1
Peterson,Kirk	0.18%	4
SA VNSG Faculty	3.74%	84
Strickland,Susan	1.34%	30
Tan, Cheng Pheng	1.34%	30
Tan,Tantika	0.53%	12
Tejani, Amin	0.04%	1
Tinsley, Mary D	1.38%	31
Tipton, Frank	0.04%	1
Treadwell Nancy	2.94%	66
Trubenstein, Mic	3.60%	81
Walker, Barbara	3.92%	88
Watt, Cynthia	0.18%	4
Welch, Suzi	0.13%	3
Westlund, Lisa	0.85%	19

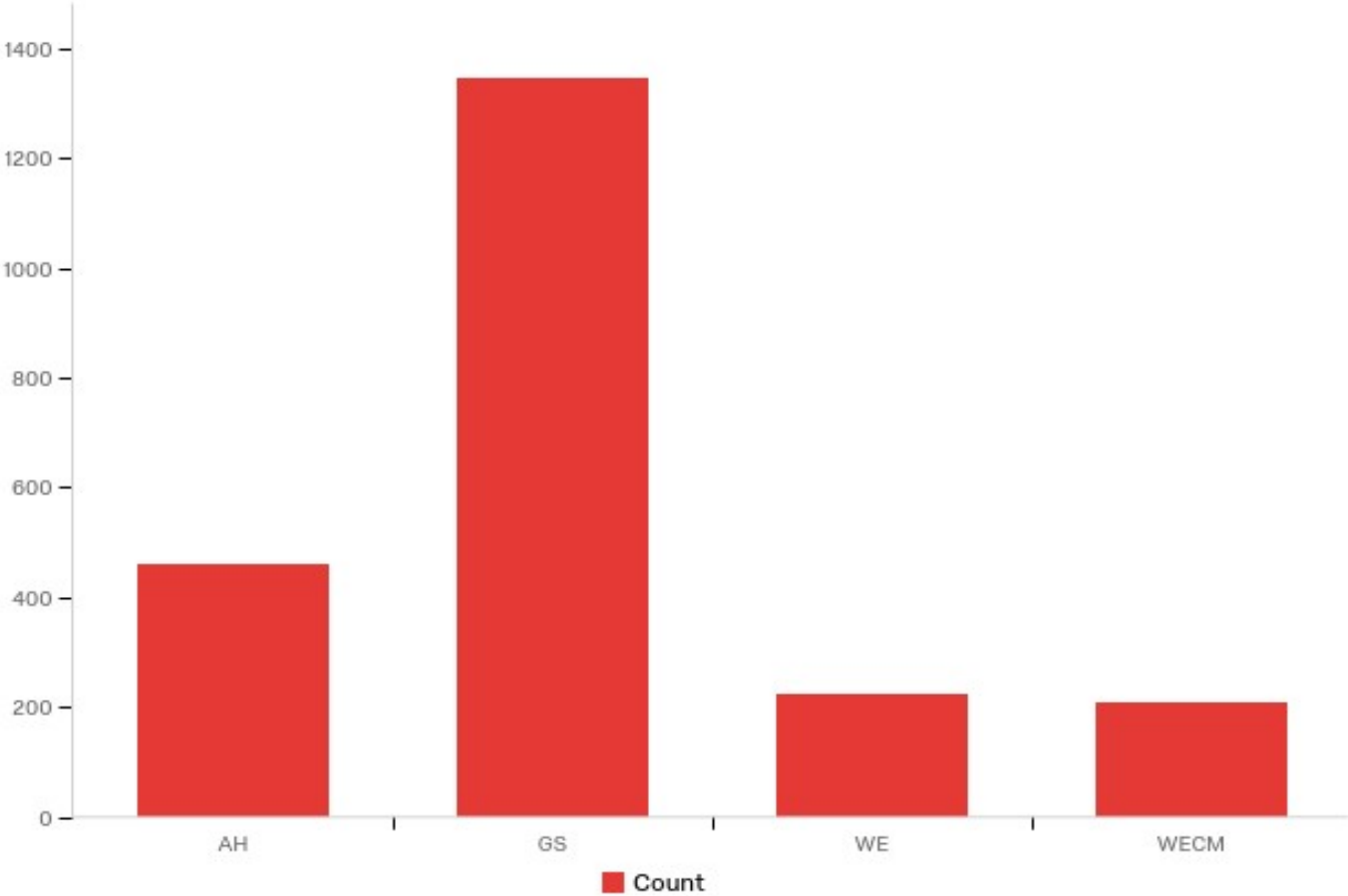
Whipple, Janice	2.71%	61
White Carol	0.04%	1
Whitford Erin	0.22%	5
Whitney Valarie	1.25%	28
Williams, Gayla	2.27%	51
Wills, Ethan	0.09%	2
Total	100%	2247

Term



Answer	%	Count
151F	4.98%	112
151M	0.04%	1
151S	94.97%	2134
Total	100%	2247

Div



Answer	%	Count
AH	20.60%	462
GS	60.01%	1346
WE	10.03%	225
WECM	9.36%	210
Total	100%	2243

First



Too many values to display.

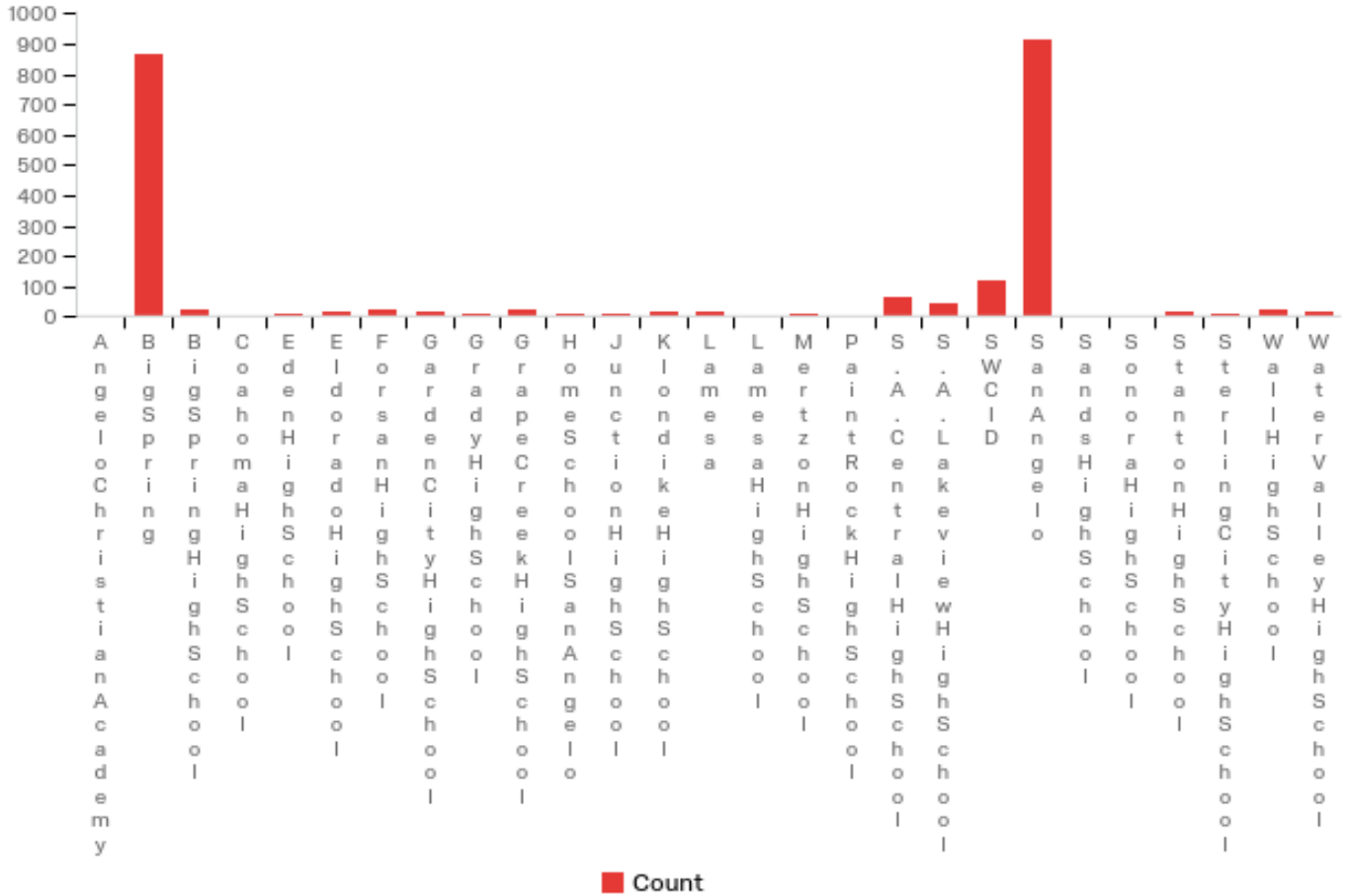
Answer	%	Count
Aaron	0.18%	4
Abdul	0.04%	1
Abdulaziz	0.04%	1
Abigail	0.40%	9
Abram	0.09%	2
Abri	0.04%	1
Adaly	0.04%	1
Adedamola	0.09%	2
Adel	0.09%	2
Adonis	0.04%	1
Adrian	0.18%	4
Adriana	0.13%	3
Adrianna	0.13%	3
Ahmed	0.04%	1
Aimee	0.09%	2
Akinlolu	0.04%	1
Alanis	0.04%	1
Albert	0.04%	1
Alberto	0.09%	2
Alec	0.27%	6

Alejandra	0.04%	1
Alejandro	0.13%	3
Alexander	0.04%	1
Alexandra	0.31%	7
Alexis	0.09%	2
Alexius	0.09%	2
Alexus	0.04%	1
Alfonso	0.04%	1
Alicia	0.04%	1
Alisa	0.09%	2
Alisha	0.09%	2
Alison	0.31%	7
Allana	0.04%	1
Allison	0.22%	5
Allyson	0.04%	1
Alma	0.04%	1
Alondra	0.04%	1
Alva	0.04%	1
Alysha	0.09%	2
Alyssa	0.09%	2
Amanda	0.53%	12
Amber	0.36%	8
Ambrosia	0.09%	2
Amparo	0.09%	2
Amy	0.67%	15
Ana	0.09%	2
Anastacia	0.04%	1
Andre	0.13%	3
Andrea	0.18%	4
Andrew	0.18%	4
Angel	0.13%	3
Angela	0.49%	11

Angelica	0.13%	3
Angeline	0.09%	2
Angelo	0.09%	2
Anissa	0.04%	1
Anjelica	0.09%	2
Anna	0.27%	6
Annabel	0.22%	5
Annabelle	0.04%	1
Annastasia	0.22%	5
Annette	0.09%	2
Ansen	0.04%	1
Anthony	0.13%	3
Anton	0.04%	1
Antonio	0.31%	7
Anyque	0.09%	2
April	0.58%	13
Ariel	0.04%	1
Arielle	0.13%	3
Armando	0.04%	1
Arturo	0.04%	1
Asenette	0.04%	1
Asher	0.04%	1
Ashlea	0.09%	2
Ashlee	0.04%	1
Ashley	1.07%	24
Ashlyn	0.18%	4
Ashton	0.40%	9
Aston	0.09%	2
Athena	0.04%	1
Aubrey	0.04%	1
Aubrie	0.09%	2
Audrey	0.13%	3

Austin	0.22%	5
Auston	0.18%	4
Avni	0.04%	1
Ayden	0.04%	1
Ayla	0.04%	1
Aylin	0.04%	1
Azalea	0.18%	4
Azeneth	0.22%	5
Bailee	0.18%	4
Bailey	0.13%	3
Baylee	0.04%	1
Beatriz	0.09%	2
Beau	0.04%	1
Belinda	0.09%	2
Benjamin	0.09%	2
Bethany	0.04%	1
Too many rows for PDF export, try exporting to Word or CSV		

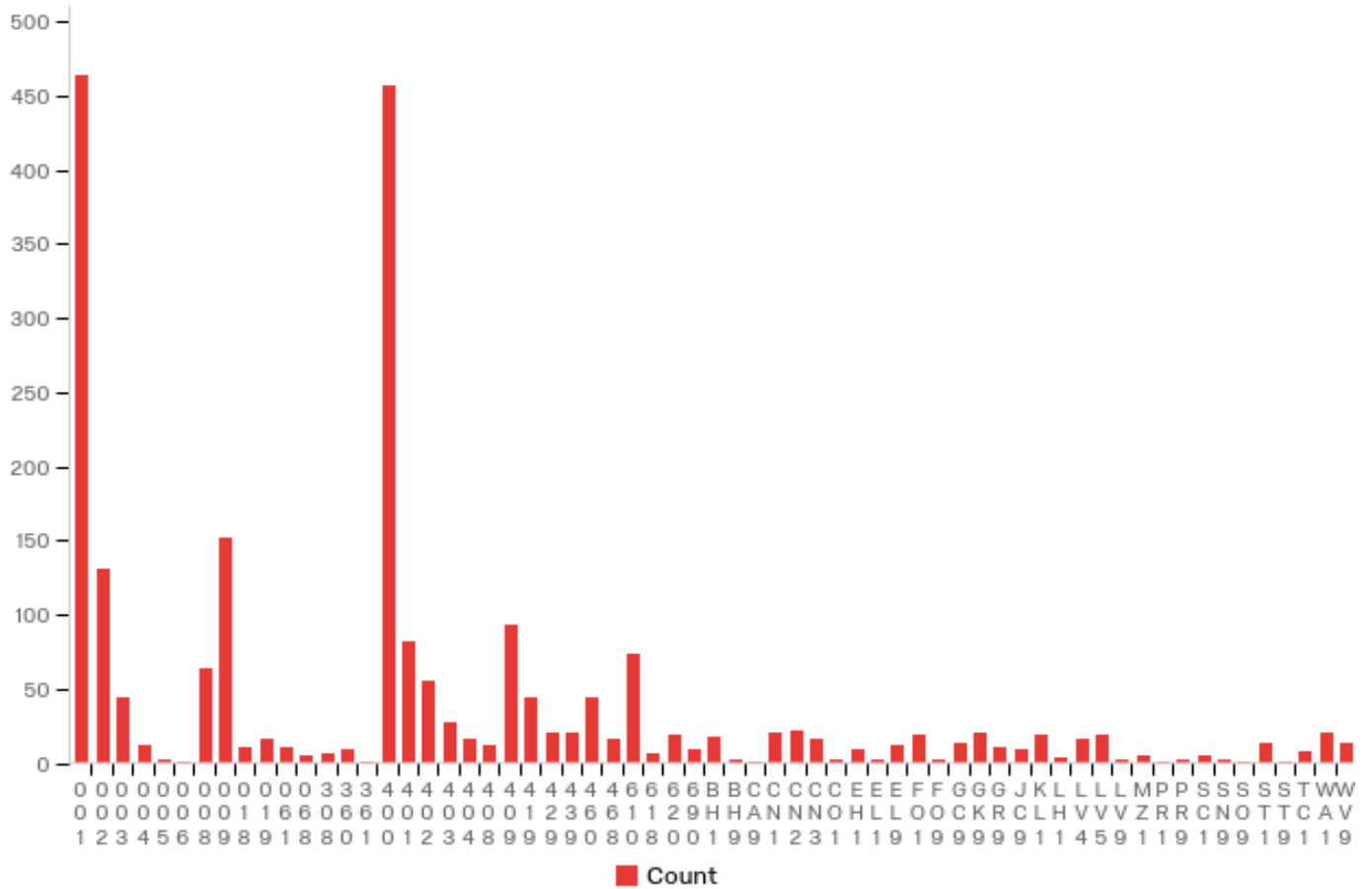
HC



Answer	%	Count
Angelo Christian Academy	0.04%	1
Big Spring	38.41%	863
Big Spring High School	0.89%	20
Coahoma High School	0.09%	2
Eden High School	0.40%	9
Eldorado High School	0.67%	15
Forsan High School	0.93%	21
Garden City High School	0.58%	13
Grady High School	0.49%	11
Grape Creek High School	1.02%	23
Home School San Angelo	0.45%	10
Junction High School	0.40%	9

Klondike High School	0.85%	19
Lamesa	0.85%	19
Lamesa High School	0.18%	4
Mertzon High School	0.27%	6
Paint Rock High School	0.13%	3
S.A. Central High School	2.80%	63
S.A. Lakeview High School	1.82%	41
SWCID	5.43%	122
San Angelo	40.72%	915
Sands High School	0.13%	3
Sonora High School	0.04%	1
Stanton High School	0.62%	14
Sterling City High School	0.27%	6
Wall High School	0.89%	20
Water Valley High School	0.62%	14
Total	100%	2247

Sec



Answer	%	Count
001	20.65%	464
002	5.83%	131
003	1.96%	44
004	0.53%	12
005	0.09%	2
006	0.04%	1
008	2.85%	64
009	6.76%	152
018	0.49%	11
019	0.76%	17
061	0.49%	11
068	0.22%	5

308	0.31%	7
360	0.40%	9
361	0.04%	1
400	20.29%	456
401	3.65%	82
402	2.45%	55
403	1.25%	28
404	0.76%	17
408	0.53%	12
409	4.14%	93
419	1.96%	44
429	0.93%	21
439	0.89%	20
460	1.96%	44
468	0.71%	16
610	3.29%	74
618	0.31%	7
620	0.85%	19
690	0.45%	10
BH1	0.80%	18
BH9	0.09%	2
CA9	0.04%	1
CN1	0.93%	21
CN2	0.98%	22
CN3	0.76%	17
CO1	0.09%	2
EH1	0.40%	9
EL1	0.13%	3
EL9	0.53%	12
FO1	0.85%	19
FO9	0.09%	2
GC9	0.58%	13

GK9	0.93%	21
GR9	0.49%	11
JC9	0.40%	9
KL1	0.85%	19
LH1	0.18%	4
LV4	0.76%	17
LV5	0.85%	19
LV9	0.09%	2
MZ1	0.27%	6
PR1	0.04%	1
PR9	0.09%	2
SC1	0.27%	6
SN9	0.13%	3
SO9	0.04%	1
ST1	0.58%	13
ST9	0.04%	1
TC1	0.36%	8
WA1	0.89%	20
WV9	0.62%	14
Total	100%	2247

SecondEmail



Too many values to display.

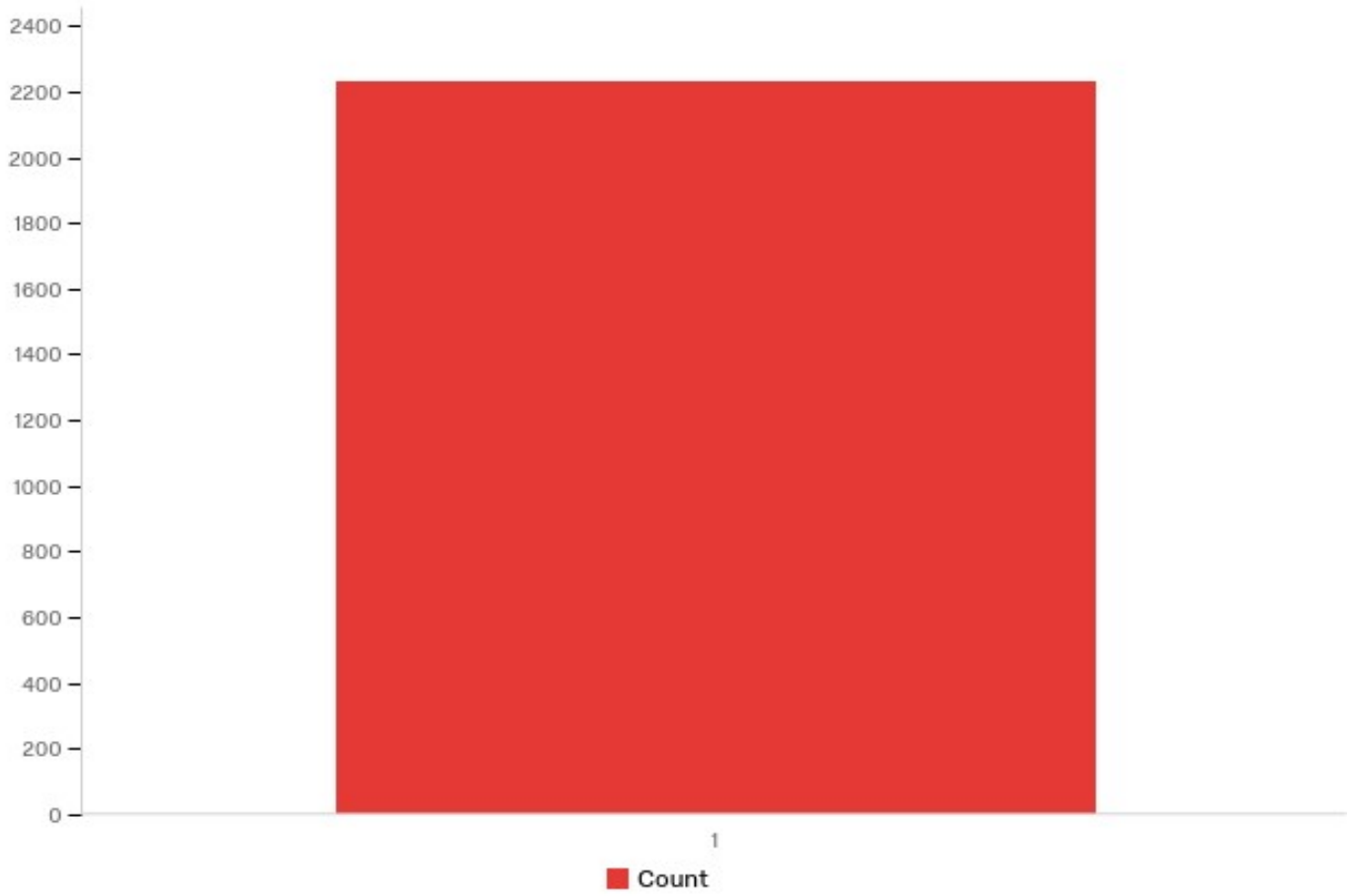
Answer	%	Count
432Lexus@gmail.com	0.04%	1
AAguero6110@myhc.us	0.09%	2
AAguilera1240@myhc.us	0.04%	1
AAmine1330@myhc.us	0.04%	1
AAraujo4250@myhc.us	0.04%	1
ACevallos1210@myhc.us	0.22%	5
ADavis1500@myhc.us	0.09%	2
ADuarte7270@myhc.us	0.09%	2
AFranco3570@myhc.us	0.04%	1
AFrausto7670@myhc.us	0.09%	2
AGaeta3870@myhc.us	0.04%	1
AGratham3870@myhc.us	0.22%	5
AGutierrez7040@myhc.us	0.18%	4
AHarding7230@myhc.us	0.04%	1
AHernandez5230@myhc.us	0.09%	2
AKaravatos2310@myhc.us	0.13%	3
AKoenning6350@myhc.us	0.04%	1
ALEXISMPM@YAHOO.COM	0.04%	1
ALozano6880@myhc.us	0.09%	2
ALuckey23@me.com	0.04%	1

ALugo4490@myhc.us	0.13%	3
ALujanII2550@myhc.us	0.04%	1
AMartinez3870@myhc.us	0.13%	3
ANDYBLANTON1991@GMAIL.COM	0.09%	2
APortocarrero2320@myhc.us	0.13%	3
ARieken5650@myhc.us	0.04%	1
ARitchie1550@myhc.us	0.04%	1
ARodriguez3970@myhc.us	0.04%	1
ARodriguez4610@myhc.us	0.04%	1
ASGM75@YAHOO.COM	0.09%	2
ASanchez2170@myhc.us	0.09%	2
ASutterfielkd2050@myhc.us	0.09%	2
AYDEN.K.OGLE@GMAIL.COM	0.04%	1
AgapRPB@hotmail.com	0.13%	3
Annie_mea@yahoo.com	0.09%	2
Antonio_3649@yahoo.com	0.09%	2
BBaker4820@myhc.us	0.04%	1
BCobos6530@myhc.us	0.09%	2
BCoker5440@myhc.us	0.04%	1
BCrockett2010@stu.howardcollege.edu	0.04%	1
BCrofoot1110@myhc.us	0.09%	2
BDOVER357@AOL.COM	0.22%	5
BDeHoyos4880@myhc.us	0.04%	1
BHuff4050@myhc.us	0.04%	1
BILLYSTACY2@GMAIL.COM	0.04%	1
BJones4230@myhc.us	0.04%	1
BLUEEYEDBEAUTY007@GMAIL.COM	0.04%	1
BLakey3480@myhc.us	0.13%	3
BMatschek3850@myhc.us	0.04%	1
BOates4600@myhc.us	0.04%	1
BRIAN_ALLEN_BA@YAHOO.COM	0.04%	1
BRITTANY_HENDERSON24@YAHOO.	0.22%	5

COM		
BROWNEYEDGRL03.KS@GMAIL.COM	0.13%	3
BShackelford6480@myhc.us	0.04%	1
BStacey5920@myhc.us	0.04%	1
BTorresFabela3750@myhc.us	0.09%	2
BUGGY2752@YAHOO.COM	0.18%	4
CADENSTEWARTZ74@GMAIL.COM	0.04%	1
CB180987@MYOC.ODESSA.EDU	0.45%	10
CCabezuela5210@myhc.us	0.04%	1
CDornhecker3320@myhc.us	0.04%	1
CDykes6960@myhc.us	0.22%	5
CFraley4690@myhc.us	0.09%	2
CGross4360@myhc.us	0.04%	1
CHELSEA.DUNCAN@GMAIL.COM	0.22%	5
CHILIBOWL31@GMAIL.COM	0.04%	1
CHuckabee5420@myhc.us	0.09%	2
CLugo5130@myhc.us	0.04%	1
COgilvie1220@myhc.us	0.04%	1
CParis6990@stu.howardcollege.edu	0.04%	1
CRESP72@YAHOO.COM	0.04%	1
CShults6690@myhc.us	0.09%	2
CSmith4090@myhc.us	0.04%	1
CWalters1780@myhc.us	0.09%	2
CWolford5710@myhc.us	0.09%	2
CWorth1790@myhc.us	0.27%	6
Chrystyan_hsdenglish@gmail.com	0.09%	2
Cody_Molinar@hotmail.com	0.04%	1
DANIELACARRERA3333@GMAIL.COM	0.04%	1
DCrowder2760@myhc.us	0.04%	1
DERRICK.VELA@KLONDIKEISD.NET	0.04%	1
DEVYNN.SMITH@GRADYISD.ESC18.NET	0.04%	1

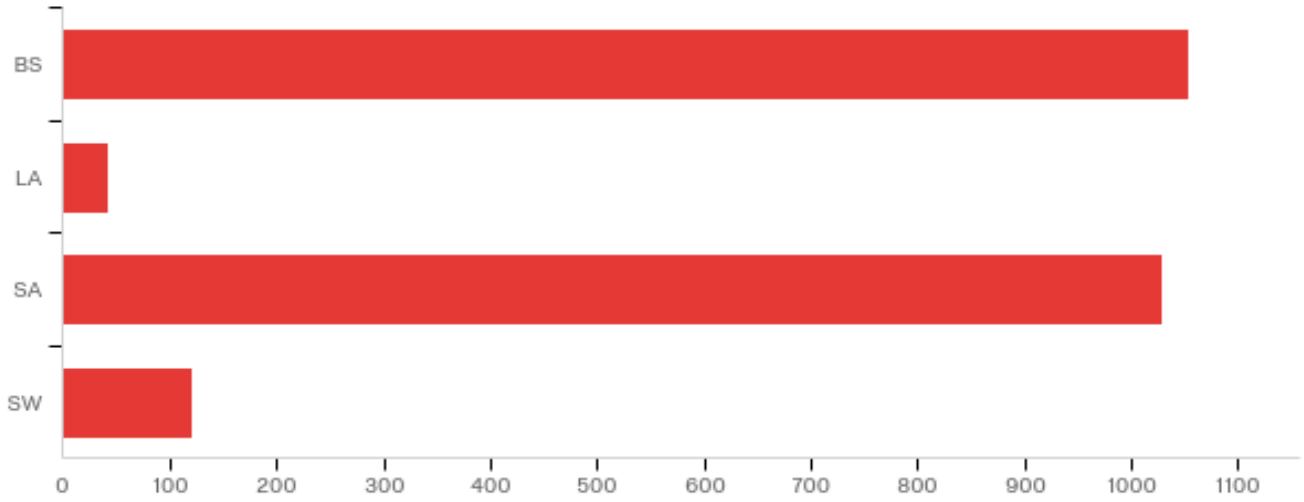
DGarcia5070@stu.howardcollege.edu	0.04%	1
DHAMPTON00@GMAIL.COM	0.13%	3
DKJANSA@WCC.NET	0.04%	1
DLendermon4790@myhc.us	0.09%	2
DLohman4220@myhc.us	0.13%	3
DRuiz2620@myhc.us	0.04%	1
DSalas1790@stu.howardcollege.edu	0.04%	1
DStull7310@stu.howardcollege.edu	0.04%	1
DUSTINLIRA@YAHOO.COM	0.04%	1
DXBUCKINGBULLS@YAHOO.COM	0.09%	2
Davisonjames92@yahoo.com	0.09%	2
EAcosta7180@myhc.us	0.04%	1
ECervantes7840@myhc.us	0.04%	1
ECuellar2700@myhc.us	0.09%	2
EDuran3560@myhc.us	0.04%	1
EGarcia2530@myhc.us	0.04%	1
EGovea3770@myhc.us	0.09%	2
EILEEN_MRTNZ@YAHOO.COM	0.09%	2
Too many rows for PDF export, try exporting to Word or CSV		

Complete



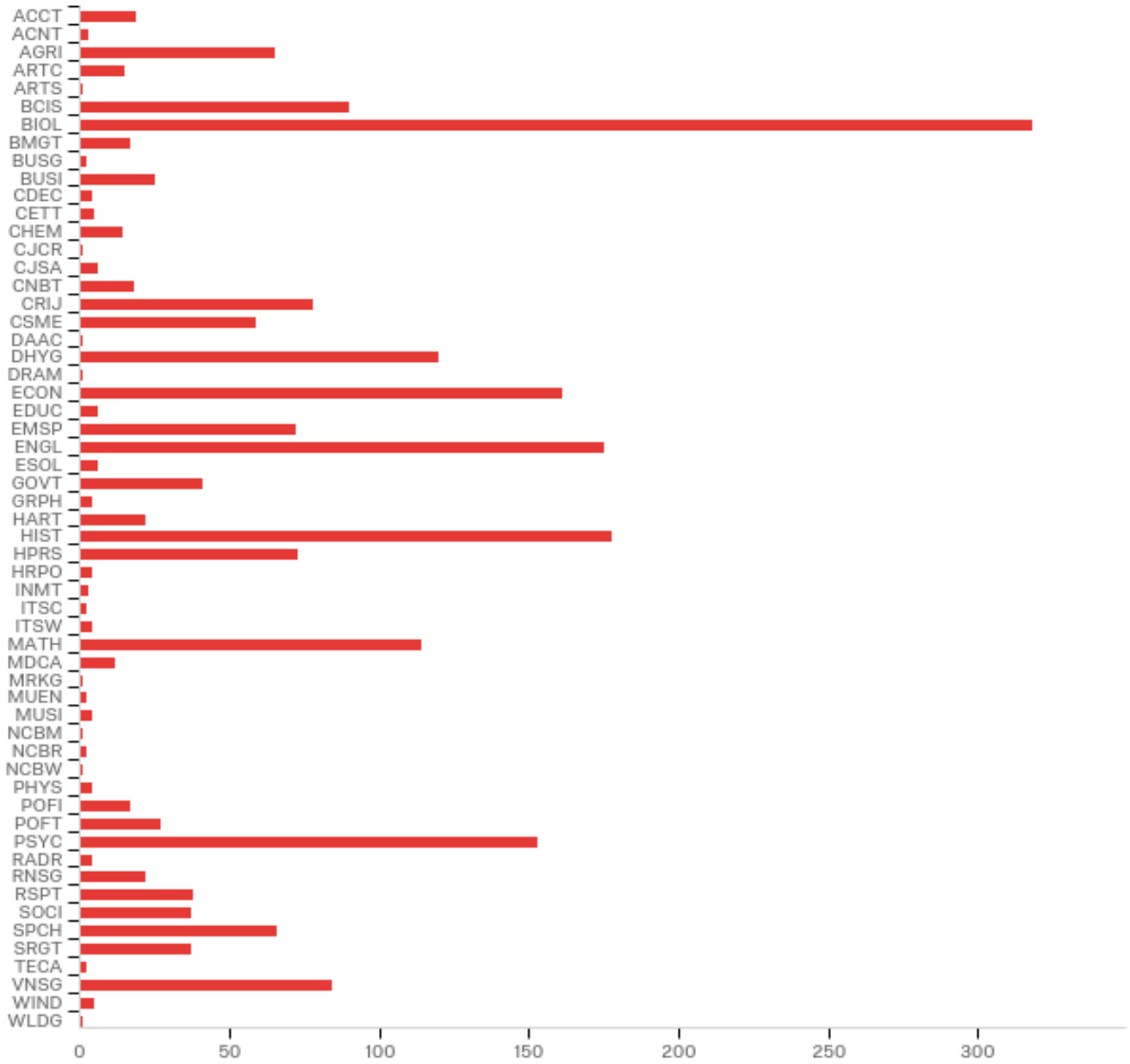
Answer	%	Count
1	100.00%	2233
Total	100%	2233

CampusGroup



Answer	%	Count
BS	46.86%	1053
LA	1.87%	42
SA	45.84%	1030
SW	5.43%	122
Total	100%	2247

DEPT

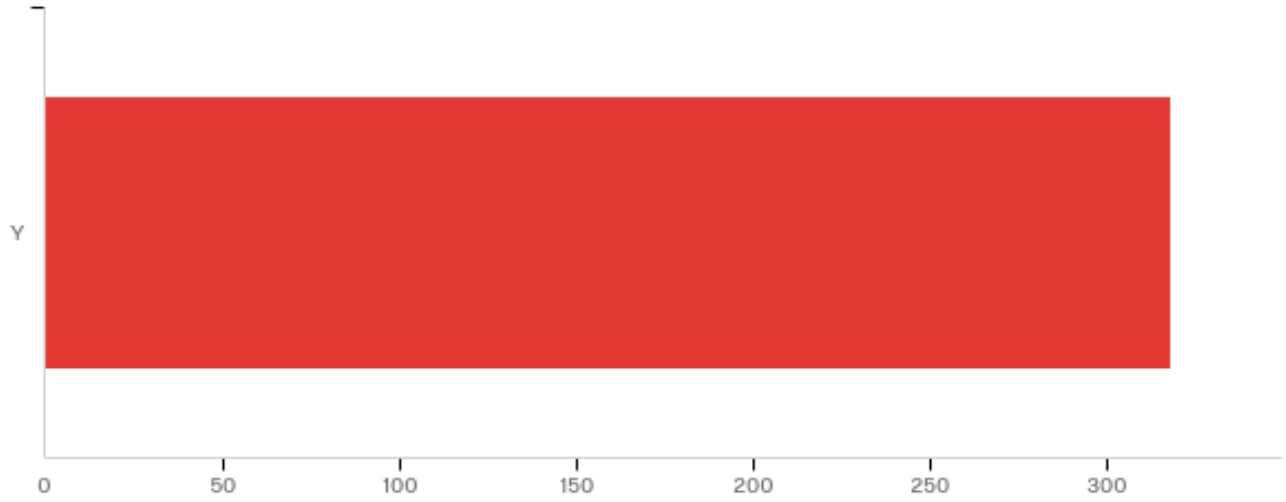


Answer	%	Count
ACCT	0.85%	19
ACNT	0.13%	3
AGRI	2.89%	65
ARTC	0.67%	15
ARTS	0.04%	1
BCIS	4.01%	90

BIOL	14.15%	318
BMGT	0.76%	17
BUSG	0.09%	2
BUSI	1.11%	25
CDEC	0.18%	4
CETT	0.22%	5
CHEM	0.62%	14
CJCR	0.04%	1
CJSA	0.27%	6
CNBT	0.80%	18
CRIJ	3.47%	78
CSME	2.63%	59
DAAC	0.04%	1
DHYG	5.34%	120
DRAM	0.04%	1
ECON	7.17%	161
EDUC	0.27%	6
EMSP	3.20%	72
ENGL	7.79%	175
ESOL	0.27%	6
GOVT	1.82%	41
GRPH	0.18%	4
HART	0.98%	22
HIST	7.92%	178
HPRS	3.25%	73
HRPO	0.18%	4
INMT	0.13%	3
ITSC	0.09%	2
ITSW	0.18%	4
MATH	5.07%	114
MDCA	0.53%	12
MRKG	0.04%	1

MUEN	0.09%	2
MUSI	0.18%	4
NCBM	0.04%	1
NCBR	0.09%	2
NCBW	0.04%	1
PHYS	0.18%	4
POFI	0.76%	17
POFT	1.20%	27
PSYC	6.81%	153
RADR	0.18%	4
RNSG	0.98%	22
RSPT	1.69%	38
SOCI	1.65%	37
SPCH	2.94%	66
SRGT	1.65%	37
TECA	0.09%	2
VNSG	3.74%	84
WIND	0.22%	5
WLDG	0.04%	1
Total	100%	2247

CRSDualCredit



Answer	%	Count
Y	100.00%	318
Total	100%	318

ExternalDataReference



Too many values to display.

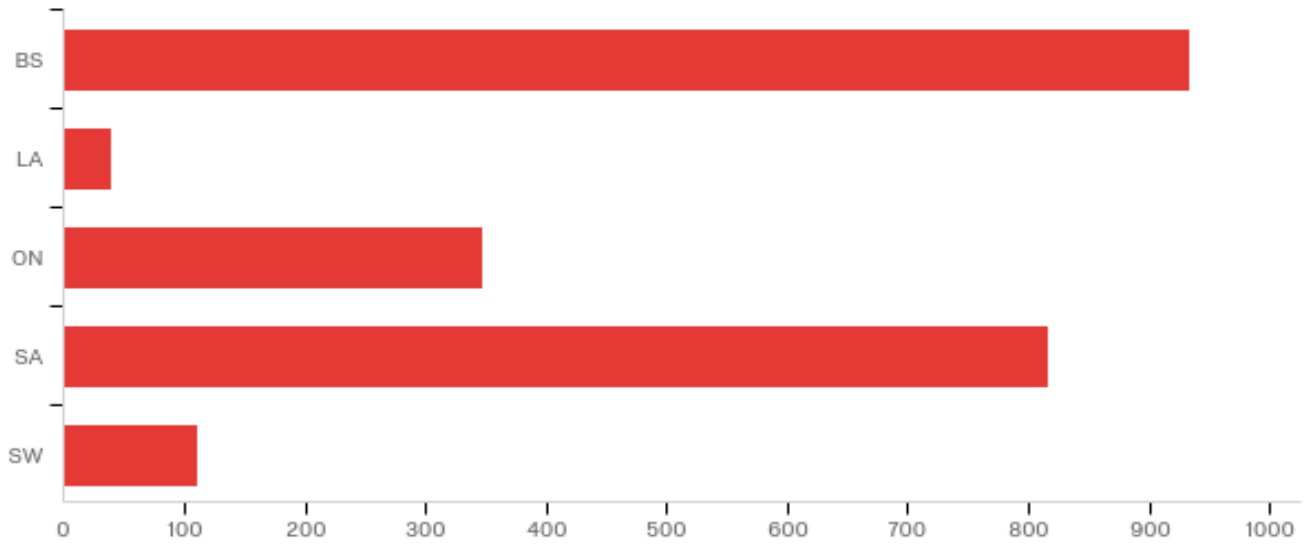
Answer	%	Count
101007763	0.04%	1
102003773	0.09%	2
102007378	0.04%	1
103001020	0.04%	1
103007379	0.04%	1
103007795	0.09%	2
105005028	0.04%	1
106000866	0.04%	1
106001810	0.18%	4
106006703	0.04%	1
108002269	0.04%	1
108005603	0.18%	4
108009503	0.04%	1
109000711	0.04%	1
109008044	0.04%	1
109008369	0.09%	2
111002611	0.09%	2
112000515	0.04%	1
112000757	0.04%	1
113007935	0.09%	2

114003664	0.04%	1
114005797	0.04%	1
115001707	0.09%	2
115005041	0.09%	2
115006402	0.22%	5
116007227	0.04%	1
117002150	0.22%	5
117006632	0.18%	4
118001337	0.13%	3
118002692	0.13%	3
118005627	0.04%	1
118005910	0.18%	4
118006049	0.09%	2
118007282	0.09%	2
119001837	0.04%	1
119002207	0.04%	1
119003288	0.04%	1
120002779	0.04%	1
120006345	0.04%	1
120006601	0.04%	1
121000121	0.22%	5
121002638	0.27%	6
121007786	0.09%	2
121007823	0.04%	1
121009409	0.04%	1
122006733	0.13%	3
122008627	0.04%	1
122009008	0.13%	3
123003721	0.09%	2
123003973	0.13%	3
124006146	0.04%	1
124006448	0.04%	1

124007303	0.04%	1
124007598	0.04%	1
125006149	0.04%	1
125006594	0.04%	1
126006915	0.04%	1
126007765	0.18%	4
127003386	0.18%	4
128000927	0.04%	1
128002304	0.04%	1
128002439	0.09%	2
129005739	0.04%	1
129006592	0.04%	1
130001235	0.13%	3
131007333	0.04%	1
131008869	0.09%	2
132000383	0.04%	1
132007730	0.04%	1
132008143	0.04%	1
132008341	0.04%	1
133000908	0.04%	1
133003728	0.04%	1
134000599	0.09%	2
136001704	0.04%	1
137008999	0.04%	1
137009612	0.04%	1
138002100	0.13%	3
138006006	0.13%	3
140008924	0.09%	2
141001799	0.04%	1
143003286	0.04%	1
144002341	0.04%	1
144007436	0.04%	1

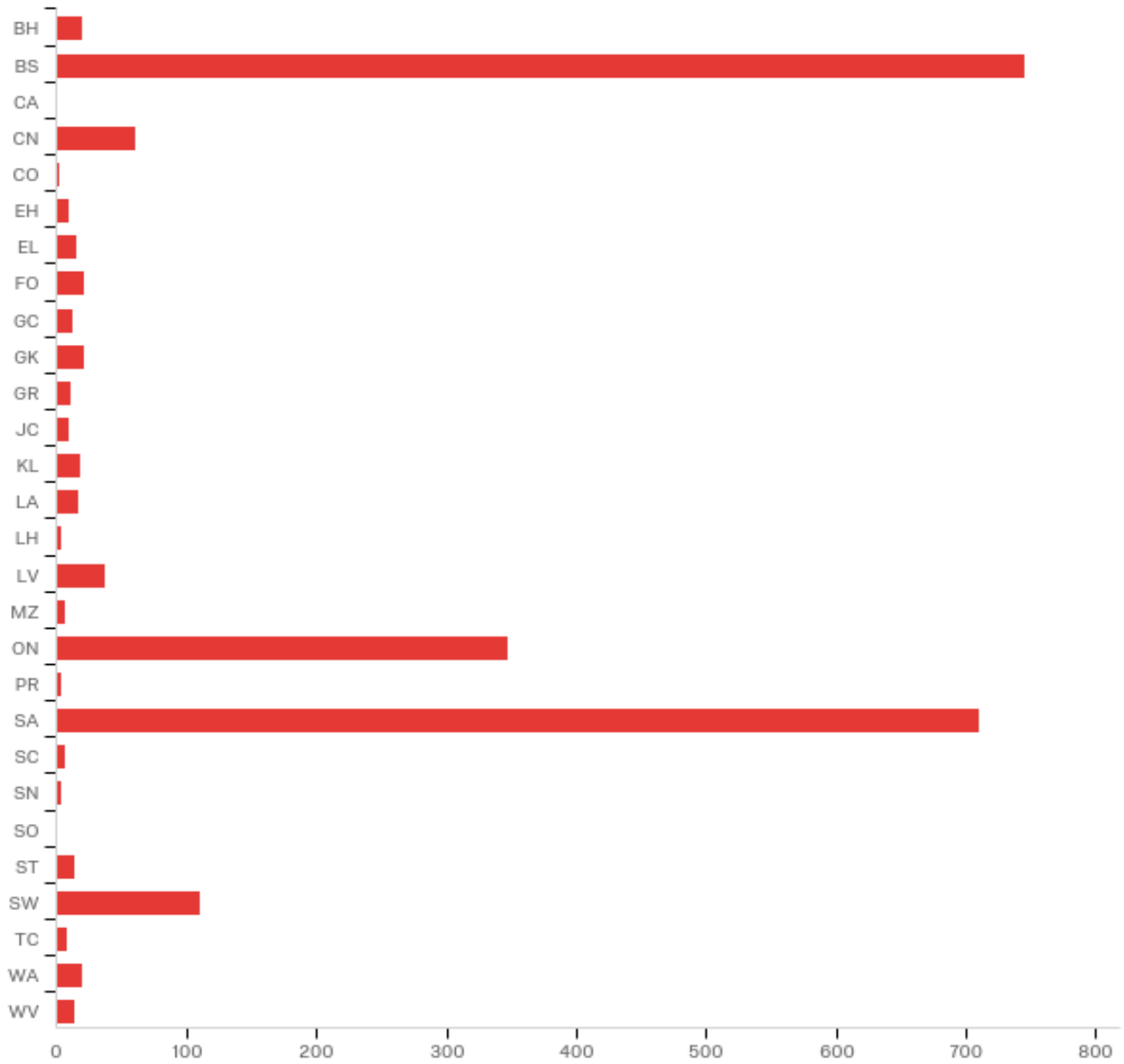
145005523		0.04%	1
145008389		0.04%	1
146003684		0.04%	1
147001408		0.04%	1
148003536		0.09%	2
148004877		0.04%	1
149006609		0.09%	2
150002787		0.09%	2
150002915		0.04%	1
150007825		0.04%	1
152006992		0.04%	1
152007341		0.09%	2
152008365		0.09%	2
153003053		0.09%	2
153005346		0.09%	2
154008857		0.09%	2
Too many rows for PDF export, try exporting to Word or CSV			

CRSCampusGroup



Answer	%	Count
BS	41.52%	933
LA	1.78%	40
ON	15.44%	347
SA	36.36%	817
SW	4.90%	110
Total	100%	2247

CRSCampus



Answer	%	Count
BH	0.89%	20
BS	33.16%	745
CA	0.04%	1
CN	2.67%	60
CO	0.09%	2
EH	0.40%	9

EL	0.67%	15
FO	0.93%	21
GC	0.58%	13
GK	0.93%	21
GR	0.49%	11
JC	0.40%	9
KL	0.85%	19
LA	0.76%	17
LH	0.18%	4
LV	1.69%	38
MZ	0.27%	6
ON	15.44%	347
PR	0.13%	3
SA	31.60%	710
SC	0.27%	6
SN	0.13%	3
SO	0.04%	1
ST	0.62%	14
SW	4.90%	110
TC	0.36%	8
WA	0.89%	20
WV	0.62%	14
Total	100%	2247