





In your experience with *this class*, *Course Title*, during the current semester, how often did you do the following?

	Very Often (1)	Often (2)	Sometimes (3)	Never (4)	Mean
a. Asked questions in class or contributed to class discussion					2
b. Made a class presentation					2.79
c. Prepared two or more drafts of an assignment before turning it in					2.43
d. Worked on papers that require integrating ideas or information from various sources					2.07
e. Worked with other students on projects during class					2.39
f. Worked with classmates outside of class to complete the assignment					2.68
g. Participated in a community-based project as part of your coursework					3.07
h. Used the Internet to work on an assignment					1.83
i. Used e-mail to communicate with your instructor					2.27
j. Discussed grades or assignments with your instructor					2.12
k. Talked about career plans with your instructor					2.83
l. Discussed ideas from your readings or class with your instructor outside of class					2.81
m. Worked harder than you thought you could to meet the instructor's standards or expectations					2.01
n. Discussed ideas from the readings or class with others outside of class (students, family members, co-workers, etc.)					2.18
o. Skipped class					3.55
p. Received prompt feedback from your instructor about your performance					1.94

During this current semester, how much has *this course*, *Course Title*, emphasized the following?

	Very Much	Quite a bit	Some	Very little	Mean
a. Memorizing facts, ideas, or methods from your courses and reading so that you can repeat them in pretty much the same form					1.85
b. Analyzing the basic elements of an idea, experience, or theory					1.77
c. Synthesizing and organizing ideas, information, or experiences in new ways					1.8
d. Making judgments about the value or soundness of information, arguments, or methods					1.94
e. Applying theories or concepts to practical problems or in new situations					1.9
f. Using information you have read or heard to perform a new skill					1.82

During this current semester, to what extent did *this course*, *Course Title*, help you develop in the following areas?

	Very Much	Quite a bit	Some	Very little	Mean
a. Writing clearly and effectively					1.95
b. Speaking clearly and effectively					2.02
c. Thinking critically and analytically					1.69
d. Solving numerical problems					2.22
e. Using computing and information technology					1.98
f. Working effectively with others					1.98
g. Learning effectively with others					1.88
h. Understanding myself					1.84
i. Understanding people of other racial and ethnic backgrounds					2
j. Developing a personal code of values and ethics					1.97
k. Contributing to the welfare of the community					2.29
l. Developing clearer career goals					1.95

Mark the box that best represents the extent to which you met the learning objectives of **Course Title**:

Value		Percent	Count	Percent
1	Completely		1096	48.1%
2	Adequately		1013	44.5%
3	Minimally		157	6.9%
4	Not at all		12	0.5%
-	Total		2278	100.0%













Mark the box that best represents the extent to which **Course Title** challenged you to do your best work

7 - "Extremely Challenging"






1 - "Extremely Easy"

Value		Percent	Count	Percent
7	7		494	21.3%
6	6		634	27.3%
5	5		648	27.9%
4	4		344	14.8%
3	3		117	5.0%
2	2		53	2.3%
1	1		29	1.3%
-	Total		2319	100.0%






During this current semester, to what extent did this instructor, **Instructor**, in *this course*, **Course Title**, do the following?

	Completely	Adequately	Minimally	Not at all	Mean
a. Explained the course requirements and learning objectives clearly					1.38
b. Clearly defined the grading criteria of the course					1.35
c. Gave assignments that were consistent with the course objectives					1.32
d. Gave assignments that contributed to my understanding of the subject					1.4
e. Connected subject matter to the real world					1.45
f. Used good examples to clarify points					1.45
g. Led discussions that were helpful to my learning					1.51
h. Was available to me when I needed assistance					1.43
i. Evaluated my work in ways that helped me learn					1.51
j. Provided feedback that gave me direction for improvement					1.51
k. Created a comfortable learning environment					1.43
l. Created an overall engaging learning experience					1.45

My overall rating of this instructor, [Instructor](#), is:

Value		Percent	Count	Percent
1	Outstanding		1404	60.6%
2	Very good		588	25.4%
3	Satisfactory		249	10.7%
4	Unsatisfactory		76	3.3%
-	Total		2317	100.0%

My overall rating of this course, [Course Title](#), is:

Value		Percent	Count	Percent
1	Outstanding		985	42.5%
2	Very good		930	40.1%
3	Satisfactory		337	14.5%
4	Unsatisfactory		65	2.8%
-	Total		2317	100.0%

Please provide comments about this instructor or course **Instructor, Course Title:**

End Date	Please provide comments about this instructor or course Instructor,&nbsp;Course Title:
2013-12-11 09:58:18	
2013-12-11 12:02:26	
2013-12-10 17:56:31	
2013-12-10 13:50:24	I think Ms. Harrold did a good job teaching us.
2013-12-10 10:15:00	
2013-12-10 13:46:29	
2013-12-10 11:28:17	
2013-12-10 09:42:23	
2013-12-30 15:07:09	Lanna knew a great deal of information on the subject of Human Development,was extremely helpful, and I really enjoyed the class!
2013-12-30 21:46:37	I really enjoyed the pace and style of the class. I was worried the amount of information in a short time would be to much, but I was able to keep up and did well.
2013-12-28 05:08:01	Very informational!
2013-12-06 17:25:56	
2013-12-05 11:03:30	
2013-12-08 20:42:10	
2013-12-17 08:11:56	Ms. Meacham is a very good teacher and knows how to teach and make us learn the stuff we need to learn. i enjoy her class. And im glad i picked health science.
2013-12-17 08:23:54	Great Teacher at times, sometimes she gets an attitude with us students. Other than that, pretty good course so far.
2013-12-17 08:23:51	She knows what shes teaching, although she gets side tracted alot, iver all she is a good instructor.
2013-12-16 21:20:14	Travis is a great teacher, I just pray that he will bring KING JESUS into his teachings
2013-12-16 21:13:25	Travis really helped us by clearly explaining everything to us!
2013-11-21 09:12:31	
2013-12-16 15:18:56	Travis is a instructor, the best at what he does!
2013-12-16 09:21:12	Mr. Hidalgo is a great instructor both in class and online. This is a great course, that challenges the student to push oneself.
2013-12-15 21:25:35	GREAT TEACHER
2013-12-15 21:22:44	GREAT TEACHER PASSIONATE ABOU THIS CRAFT
2013-12-15 21:21:01	GREAT TEACHER REALLY PREPARES YOU
2013-12-15 21:24:08	OUTSTANDING
2013-12-15 21:17:25	GREAT TEACHER
2013-12-15 21:19:05	GREAT TEACHER
2013-12-15 21:15:04	GREAT TREACHER
2013-12-15 19:11:44	I would highly recommend this class and the entire EMS program. Travis Hunter makes it all possible.
2013-12-15 19:03:39	Learned a lot. Very fast paced, but that's a good thing.
2013-12-15 19:07:49	Class and instructor were great.
2013-12-15 19:00:02	The instructor taught the class well. My knowledge of EMS and the career is growing.
2013-12-15 18:57:14	Stay classy T Hunter.
2013-12-15 18:54:53	Best instructor for the job.
2013-12-15 18:53:16	Both the class and instructor helped me improve my

How many **TOTAL** credit hours have you earned at this college, not counting the courses you are currently taking this term?




Value		Percent	Count	Percent
1	None		445	19.2%
2	1-14 credits		849	36.7%
3	15-29 credits		482	20.8%
4	30-44 credits		265	11.4%
5	45-60 credits		174	7.5%
6	over 60 credits		101	4.4%
-	Total		2316	100.0%

Thinking about the current academic term how would you characterize your enrollment in this college?










Value		Percent	Count	Percent
1	Full-time		1588	68.6%
2	Part-time		728	31.4%
-	Total		2316	100.0%






(Optional) Mark your sex.

Value		Percent	Count	Percent
1	Male		683	30.6%
2	Female		1549	69.4%
-	Total		2232	100.0%







(Optional) Mark your age.

Value		Percent	Count	Percent
1	Under 18		231	10.3%
2	18 - 19		719	32.2%
3	20 - 21		408	18.3%
4	22 - 24		231	10.3%
5	25 - 29		245	11.0%
6	30 - 39		229	10.3%
7	40 - 49		110	4.9%
8	50 - 64		60	2.7%
9	65 +		1	0.0%
-	Total		2234	100.0%

**(Optional) What is your ethnicity?**

Value		Percent	Count	Percent
1	Hispanic or Latino		987	45.5%
2	Not Hispanic or Latino		1182	54.5%
-	Total		2169	100.0%

**(Optional) What is your race? Mark one or more races that you consider yourself to be.**

Value		Percent	Count	Percent
1	American Indian or Alaska Native		74	4.0%
2	Asian		22	1.2%
3	Black or African American		135	7.3%
4	Native Hawaiian or Other Pacific Islander		22	1.2%
5	White		1592	86.3%
-	Total		1845	100.0%

**Embedded Data Field: Term**

	Count
131F	150
131M	3
131S	2183

**Embedded Data Field: Division**

	Count
AH	314
GS	1614
HU	2
WE	229
WECM	127

	Count
Female	1624
Male	712

**Embedded Data Field: Course Campus Group**

	Count
BS	763
LA	8
ON	296
SA	1193
SW	76

**Embedded Data Field: CRSCampus**

	Count
BH	39
BS	615
CH	2
CN	49
CO	22
EL	2
GC	15
GK	1
GR	9
JC	5
LA	2
LH	6
LV	40
MZ	9
ON	296
PR	2
SA	1039
SC	14
ST	11
SW	76
TC	65
VB	1
WV	16