

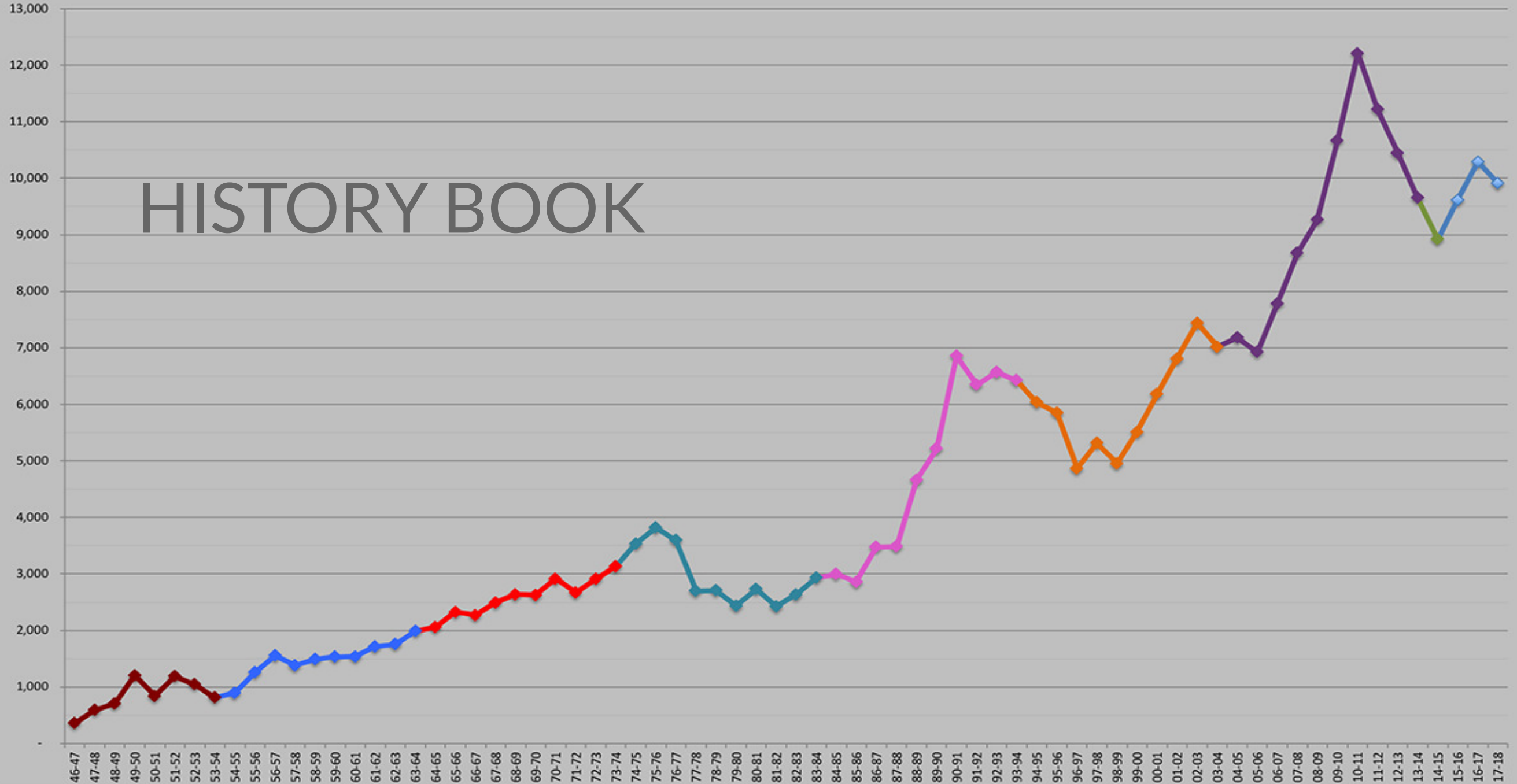
HOWARD COLLEGE DEFINING SUCCESS

MAKING DREAMS REAL
2017-2018

Historical Enrollment 1946-2018

General Studies & Workforce Education

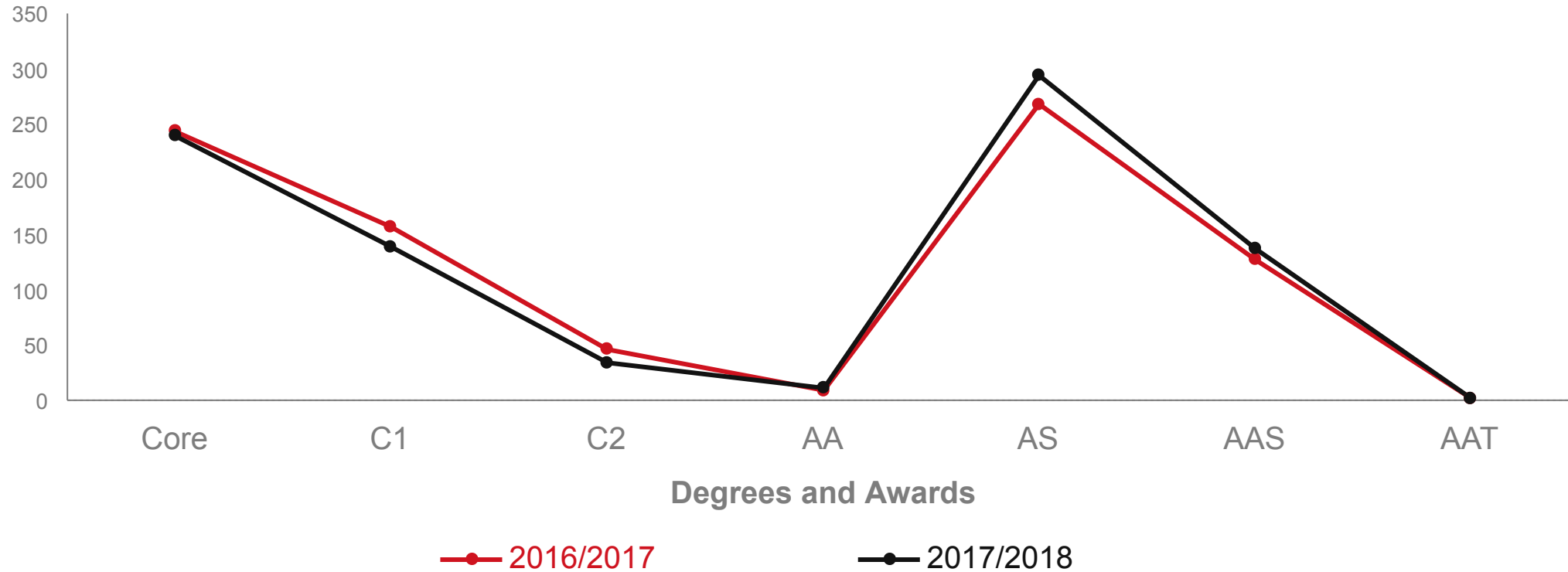
HISTORY BOOK





DEGREES & AWARDS

2016/2017 - 2017/2018
Degrees & Awards Comparison





TOTAL DEGREE & CERTIFICATE

Comparison by Campus
2016/2017 - 2017/2018

Degrees & Certificates 2016-2017



404

Associate Degrees
District



203

Certificates
District

156 - D

75 - C

Big Spring

8 - D

0 - C

Lamesa

226 - D

119 - C

San Angelo

14 - D

9 - C

SWCID

Degrees & Certificates 2017-2018



444

Associate Degrees
District



173

Certificates
District

175 - D

56 - C

Big Spring

6 - D

1 - C

Lamesa

252 - D

103 - C

San Angelo

11 - D

13 - C

SWCID

From the Student...


What was your proudest moment as a HC/SWCID student?

“

My proudest moment is when my diploma was handed to me. I had doubts I would make it to the end, but now that I have, I want to keep going.



Go Hawks Go! Good luck from the Ladies from the Lamesa Campus



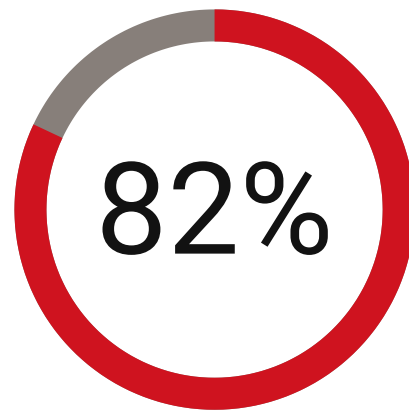


LICENSURE & PASS RATES

Unofficial 17-18 Results



Cosmetology
Big Spring



Cosmetology
San Angelo



Medical
Assistant



Emergency Medical
Services
San Angelo

LICENSURE & PASS RATES

Unofficial 17-18 Results



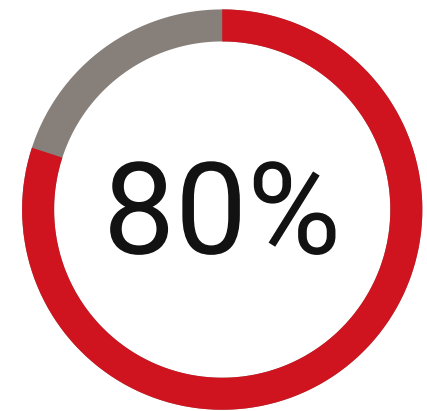
LVN
Big Spring



LVN
San Angelo



ADN
Big Spring



ADN
San Angelo



LICENSURE & PASS RATES

Unofficial 17-18 Results



100%

Radiologic
Technology



100%

Respiratory
Care



100%

Dental
Hygiene



100%

Surgical
Tech

From the Student...

What was your proudest moment as a HC/SWCID student?

“

Definitely making the friends I made and having amazing professors.

My first day of classes and me realizing I really can do this!



FINANCIAL AID

2016-2017

Percent of Students Receiving Assistance:
Federal and State Aid:

2016 / 2017: 60%

Percent of Students Receiving Assistance:
Scholarships:

2016 / 2017: 14%



Default Rate

2 year default rate
FY2011: 22.8% Official
3 year default rate
FY2013: 20.7% Official
FY2014: 17.6% Official
FY2015: 11.7% Unofficial

2017-2018

Percent of Students Receiving Assistance:
Federal and State Aid:

2017 / 2018: 61%

Percent of Students Receiving Assistance:
Scholarships:

2017 / 2018: 14%

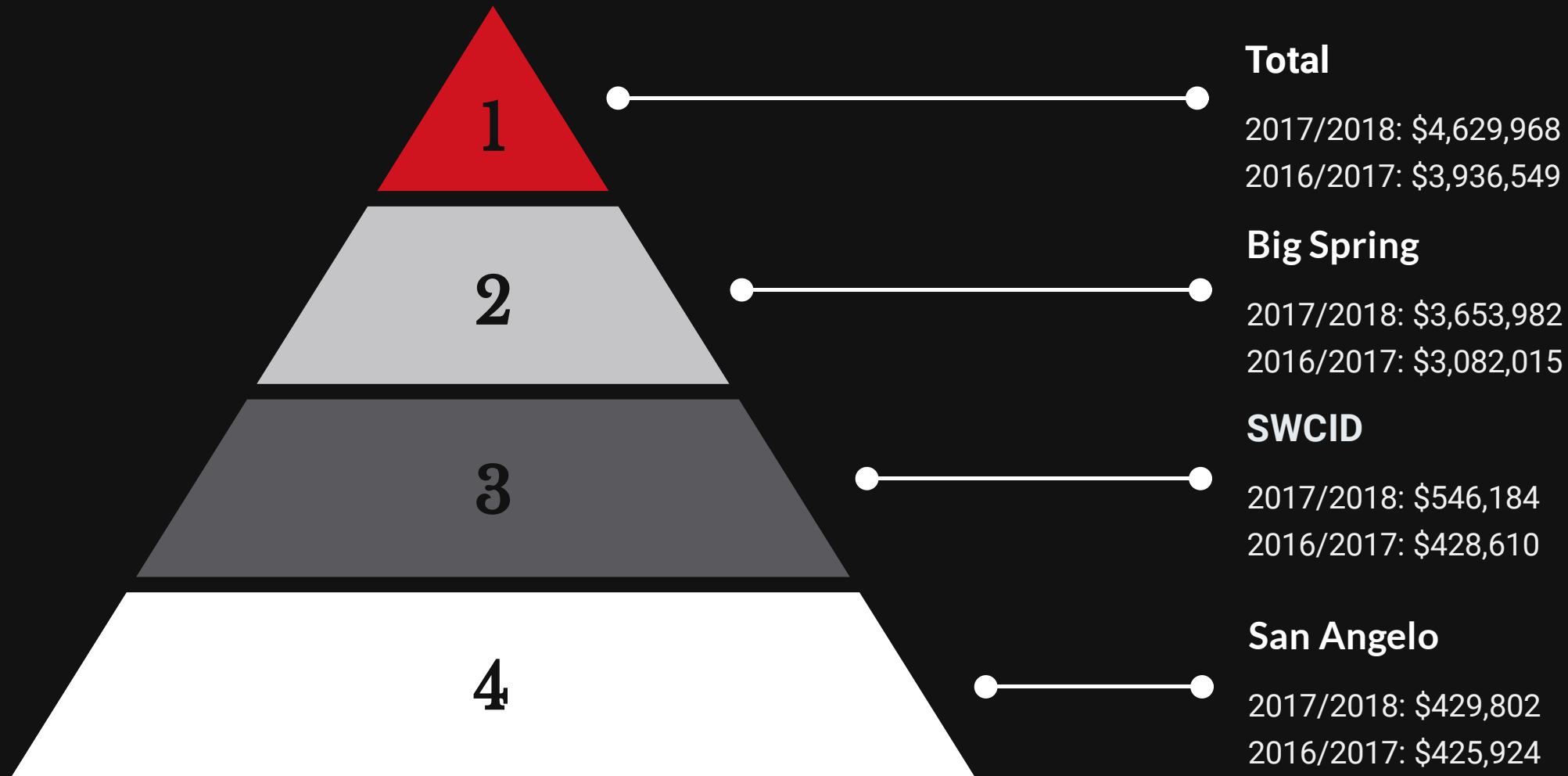


FINANCIAL AID COMPARISON

	16/17 Including Loans	17/18 Including Loans
Federal Grants Awarded	\$6,885,946.82	\$7,170,948.10
Student Grants / Scholarships	\$279,305.09	\$250,441.50
Tuition Remissions / Waivers	\$1,737,725.48	\$1,460,071.12
Athletic Scholarships	\$807,212.08	\$836,273.80
Academic Scholarships	\$1,160,341.97	\$1,262,828.80
Total Aid Administered	\$10,870,531.44	\$10,980,563.32



TOTAL FOUNDATION **ASSETS**





SELECT SINGLE & MULTI YEAR FEDERAL AND STATE GRANTS

\$20,000
SOIL & WATER

\$21,000
SKILLS FOR
SMALL
BUSINESS

\$65,423
NURSING
SHORTAGE

\$100,000
CVWDB
CONSTRUCTION
TRADES

\$108,488
PERKINS

\$348,500
DEAGG GAAFB

\$525,000
PASS

\$926,058
AEL

From the Student...

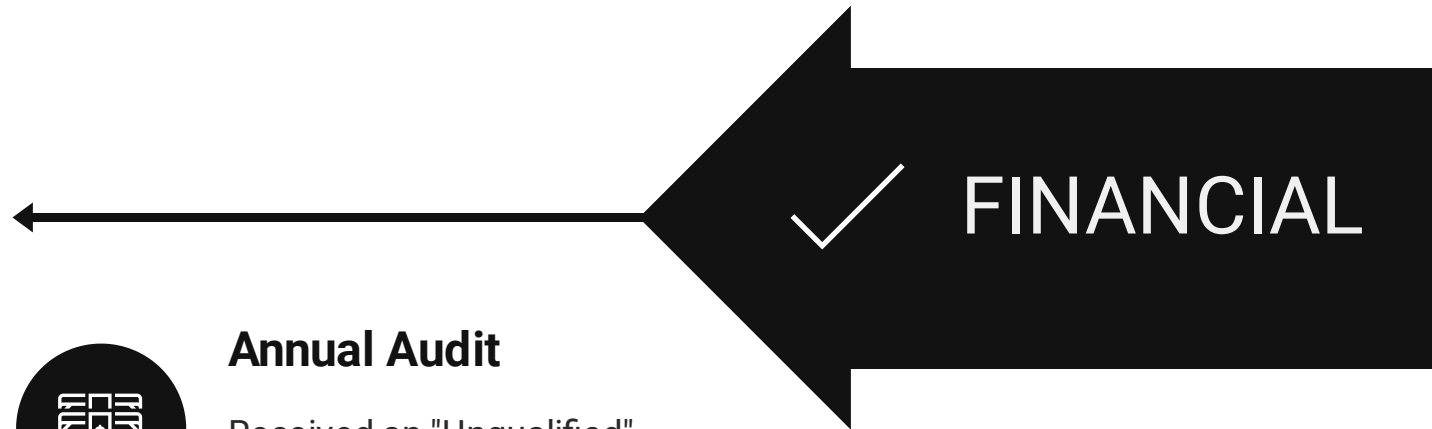
What was your proudest moment as a HC/SWCID student?

“

I enjoyed every minute of attending the school. When I lost my hearing, I didn't know what to do or how to make it in the world anymore. The people here at SWCID showed me that it doesn't matter whether you're hearing, deaf, or even a little green alien, none of them cared. What they did care about was helping me get my education. Simply, when I fell down, SWCID and Howard College helped me back up. I can't thank them enough for all of their help.



AUDITS



Annual Audit

Received an "Unqualified"
Audit Report for 2016/2017



Child & Adult Care Food Program

Passed the audit with minor
corrections in January 2018

FINANCIAL STRESS



0 Financial Stress Indicators

1 of 21 Community
Colleges in Texas with Zero
Financial Stress Indicators

Fiscal Year 2017 General Obligation Bond Debt Excluded

Financial Stress Indicators	District	Composite Financial Index	Return on Net Position	Operating Margin	Primary Reserve	Viability Ratio	Equity Ratio	Leverage Ratio
▲ 3	Alamo	1.99	11.32%	3.36%	0.09	0.15	30.99%	0.45
● 1	Alvin	2.13	12.52%	2.10%	0.07	0.46	42.72%	-
▲ 2	Amarillo	1.19	0.93%	-1.91%	0.22	0.94	47.73%	0.04
● 0	Angelina	4.16	4.42%	0.24%	0.37	3.22	60.07%	-
◆ 4	Austin	3.16	51.66%	9.43%	0.05	0.04	8.90%	4.37
● 1	Blinn	3.68	15.32%	15.96%	0.32	0.38	47.13%	0.62
▲ 3	Brazosport	0.95	3.56%	1.04%	0.10	0.23	33.35%	0.11
● 0	Central Texas	5.49	0.85%	1.46%	0.75	3.82	78.03%	-
▲ 3	Cisco	1.23	5.92%	3.88%	0.02	0.04	40.24%	0.63
◆ 4	Clarendon	0.63	-0.02%	2.00%	0.09	0.14	61.60%	0.04
▲ 2	Coastal Bend	2.26	14.49%	4.76%	0.03	0.07	39.19%	0.50
▲ 3	College Of The Mainland	0.73	-2.39%	-1.19%	0.17	0.84	56.93%	-
● 0	Collin	8.71	7.13%	16.44%	1.35	9.95	88.37%	-
● 0	Dallas	6.52	9.35%	5.35%	0.50	4.30	58.14%	-
▲ 2	Del Mar	1.84	4.01%	-1.60%	0.31	1.02	39.57%	-
● 1	El Paso	3.57	12.12%	10.12%	0.39	0.39	40.27%	0.90
◆ 5	Frank Phillips	(1.46)	-2.40%	-1.58%	-0.18	(0.63)	61.62%	0.10
● 0	Galveston	6.10	8.78%	10.95%	0.59	3.20	82.55%	-
● 0	Grayson	5.63	7.95%	5.18%	0.89	2.08	55.86%	0.11
● 0	Hill	3.27	1.61%	2.01%	0.30	2.43	75.90%	0.01
● 1	Houston	3.01	12.55%	7.41%	0.22	0.21	30.52%	0.77
● 0	Howard	2.16	3.80%	1.91%	0.36	0.68	56.18%	0.29
● 0	Kilgore	3.49	3.47%	2.12%	0.32	2.38	85.05%	0.01
▲ 2	Laredo	4.34	21.09%	10.33%	0.40	0.34	18.14%	1.57
◆ 4	Lee	1.19	13.18%	-5.64%	0.05	0.15	34.79%	0.17
◆ 5	Lone Star	0.53	4.25%	-1.89%	0.09	0.15	19.13%	0.44
◆ 4	McLennan	0.41	2.78%	-1.87%	0.08	0.24	33.68%	0.25
● 0	Midland	3.09	3.77%	3.36%	0.42	1.34	66.79%	0.10
▲ 3	Navarro	1.97	6.07%	5.71%	0.13	0.24	47.35%	0.39
▲ 3	North Central Texas	1.40	-1.33%	-0.81%	0.25	1.19	58.52%	0.08
◆ 6	Northeast Texas	(0.78)	-3.55%	-3.46%	0.00	(0.01)	19.97%	0.64
● 0	Odessa	3.88	10.54%	7.59%	0.36	1.05	36.77%	0.18
● 0	Panola	6.99	8.51%	7.66%	0.62	4.55	50.51%	0.01
● 0	Paris	4.11	6.88%	11.05%	0.59	1.04	67.58%	0.27
▲ 3	Ranger	1.88	4.27%	5.05%	0.22	0.18	24.98%	2.08
▲ 3	San Jacinto	0.29	-1.51%	-4.19%	0.17	0.47	23.28%	0.31
◆ 4	South Plains	0.22	-2.58%	-1.35%	0.15	0.33	58.70%	0.39
● 0	South Texas	8.03	6.77%	8.81%	1.08	6.63	62.69%	-
◆ 4	Southwest Texas	1.96	12.05%	5.92%	-0.02	(0.03)	21.96%	2.18
● 0	Tarrant	6.02	3.35%	8.34%	0.54	3.89	91.74%	-
● 1	Temple	2.25	3.01%	-0.27%	0.44	0.99	42.84%	0.29
● 0	Texarkana	2.25	1.75%	3.34%	0.24	1.14	68.08%	-
● 1	Texas Southmost	5.80	0.17%	-0.78%	1.25	3.12	64.56%	0.09
● 0	Trinity Valley	4.37	18.59%	5.69%	0.22	1.32	82.06%	-
◆ 4	Tyler	0.68	-0.17%	3.67%	0.05	0.05	35.67%	1.05
▲ 3	Vernon	1.13	4.80%	4.19%	0.01	0.02	39.22%	0.63
▲ 3	Victoria	1.17	6.79%	-3.61%	0.10	0.74	47.32%	0.01
● 0	Weatherford	3.83	2.32%	2.33%	0.70	1.69	63.46%	0.20
● 0	Western Texas	3.99	7.85%	12.92%	0.65	0.58	52.32%	0.63
● 0	Wharton	4.95	2.01%	3.10%	0.56	3.37	74.30%	0.03
● 0	Statewide	2.81	6.53%	4.80%	0.34	0.68	45.65%	0.27

A low-angle photograph of the Texas State Capitol dome, showing its ornate architecture and the statue on top. The dome is surrounded by a circular colonnade of columns. To the right, the American flag and the Texas state flag are flying on a tall pole against a clear blue sky.

Hosted TACC regional
meeting including a
focused SWCID tour for
state dignitaries.

From the Student...

What was your proudest moment as a HC/SWCID student?

“

My proudest moment as a Howard College student would be how hard I have worked to make my dream a success. I have never pushed myself this hard in my entire life, even as a wife and mother.



AT THE CAMPUS

BIG SPRING

- Completed fire alarm upgrade
- Installed new CCTV security system
- Installed new access control system
- Installed cover over softball batting cages (grant funded)
- Renovation of old boiler house for Security office
- DG Coliseum east room sound system updated
- VOIP system

LAMESA

- Worked with the county and local economic development board to update exterior of campus building with new paint.

SAN ANGELO

- Purchased a new college van for the campus

SWCID

- Installed new CCTV security system
- Installed new access control system
- VOIP system

BIG SPRING ADULT EDUCATION & LITERACY

Opened two new off-site
locations in Big Spring:
Ryan Hall (Top)
Salvation Army (Bottom)



ACHIEVEMENTS



San Angelo Adult Education & Literacy

Recognized at the Texas Workforce
Commission's 21st Annual Texas
Workforce Conference

Won the first-place award for
High School Equivalency Achievements
Received \$50,000 cash incentive





From the Student...

What was your proudest moment as a HC/SWCID student?

“

Maintaining a GPA throughout the year adequate enough to keep my place in Phi Theta Kappa. Receiving my ADN and graduating as the second LVN-RN transition class.





Student Athletes

NJCAA ACADEMIC ALL-AMERICAN

28 Hawks Recognized

First Team: 10 (4.0 GPA)

Second Team: 7 (3.80-3.99 GPA)

Third Team: 11 (3.60-3.79 GPA)

2017-2018 TEAM GPA

Softball: 3.47

Women's Basketball: 3.44

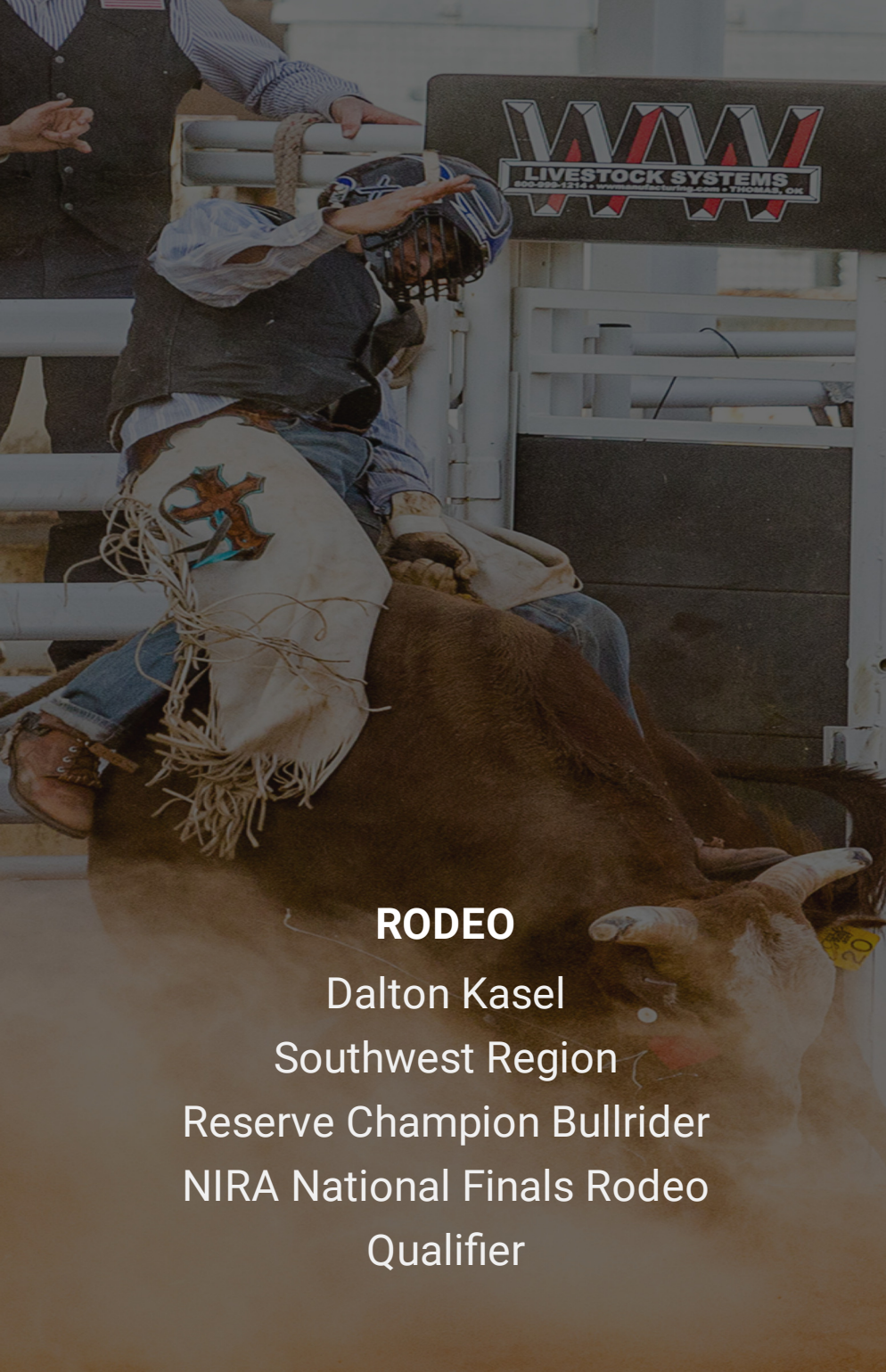
Baseball: 3.29

Men's Basketball: 3.17

Rodeo: 2.69

PRESIDENTIAL STUDENT AWARD

Taylor Allison, Women's Basketball
Aaron Holcomb, Sports Medicine
2017-2018 Presidential Award for
Outstanding Students of the Year



RODEO

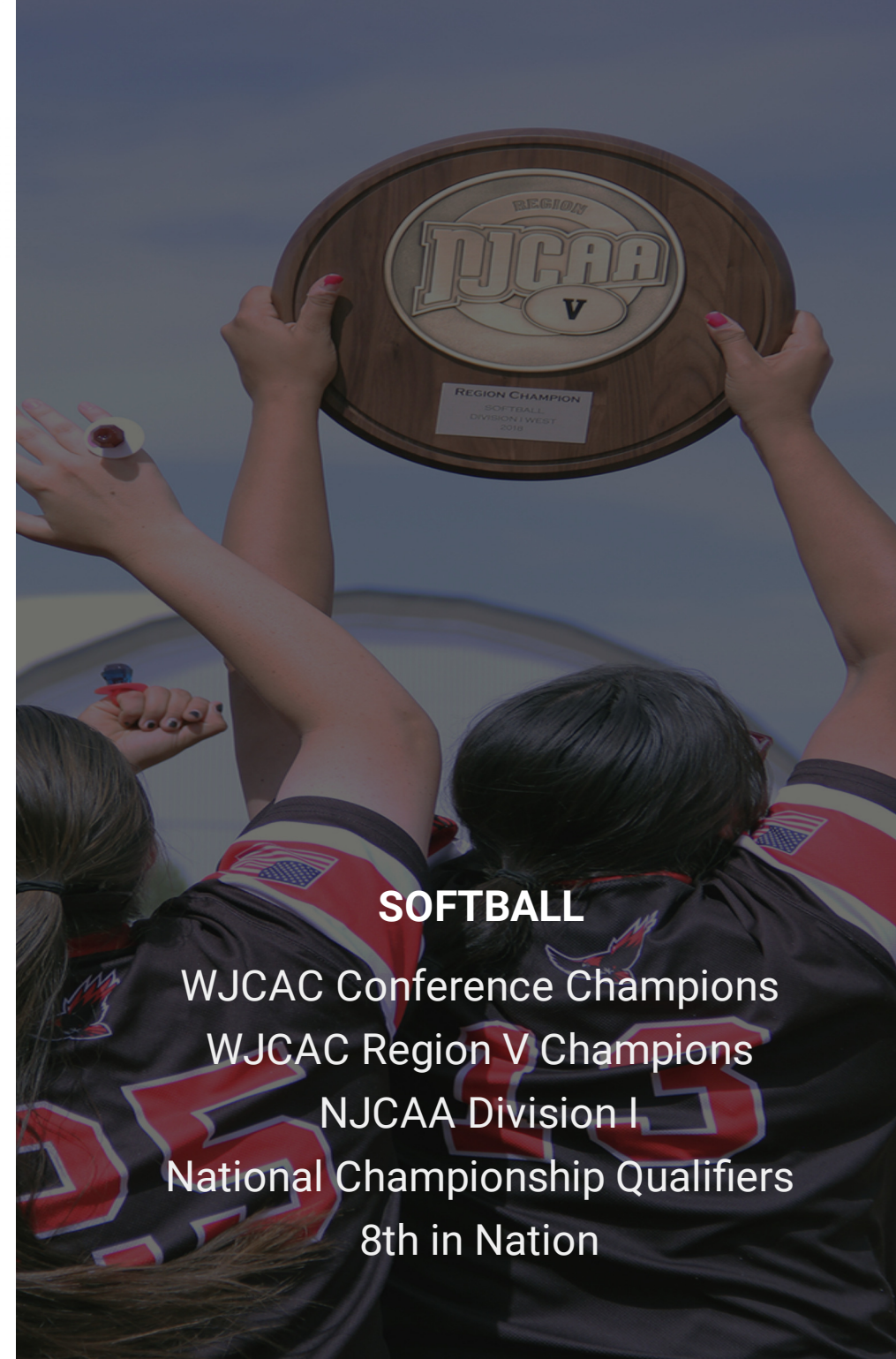
Dalton Kasel
Southwest Region
Reserve Champion Bullrider
NIRA National Finals Rodeo
Qualifier



Baseball:
WJCAC Region V Qualifier

Men's Basketball:
WJCAC Region V Qualifier

Women's Basketball,
Men's Basketball,
Baseball & Softball
Numerous students on
WJCAC All Conference and
All Region teams



SOFTBALL

WJCAC Conference Champions
WJCAC Region V Champions
NJCAA Division I
National Championship Qualifiers
8th in Nation



LEADERSHIP



CONFERENCE

Hawk Softball Head Coach Kelly Raines
2018 WJCAC Coach of the Year



NATIONAL FASTPITCH COACHES ASSOCIATION

Hawk Softball Coaching Staff
Kelly Raines and Shelby Shelton
West Region Coaching Staff of the Year



**MADOLINE
SEUMALO**

**2018
NJCAA
FIRST TEAM
ALL-AMERICAN**



BRYAN STURGES

**HAWK
BASEBALL**

**2018
NJCAA 3RD TEAM
ALL-AMERICAN
ALL CONFERENCE INFIELD**





"I want to represent that being deaf doesn't mean you can't do it. We can do a lot of things,"

-Korbin Casey

Rattler Signing



Rattler Athletics
Continuing to Build a
Solid Program



From the Student...

What was your proudest moment as a HC/SWCID student?

“

Being able to attend from dual credit all the way through graduation.

Graduating at my age with 2 children at home.





SUCCESS

"Success is the sum of small efforts
repeated day in and day out."



All Texas Academic Team

Taylor Allison / Big Spring
Kyle Mayfield / San Angelo



TCCSTA Theatre Festival

8 students received
individual recognition
Superior Rating for
entire production



Texas Two-Year College

All State Choir

4 students selected as
members of the 2018
all state choir

Big Spring

Iota Beta Chapter
Named 2018
REACH Chapter for
Membership Development



San Angelo

Alpha Tau Theta Chapter
Named 2018
REACH Chapter for
Membership Development

Spring 2018
Charles Jones receives PTK
Hurst Review NCLEX Scholarship

PHI THETA KAPPA

HONOR SOCIETY

The background features a dense field of 3D, white, blocky letters in various sizes and orientations, creating a textured, word-salad effect. A small red triangle is positioned at the top center of the image.

ACCREDITATION

BIG SPRING ADN PROGRAM

Received ACEN Accreditation

*Unofficial Results

SAN ANGELO EMS PROGRAM

Successful re-accreditation audit



It's Official!

Howard College
officially approved
for reaffirmation
at the SACSCOC
2017 Annual Meeting

Gwinnett Technical College, Lawrenceville, Georgia
Hampden-Sydney College, Hampden-Sydney, Virginia
Hazard Community and Technical College, Hazard, Kentucky
Millsborough Community College, Taunton, Massachusetts
Howard College, Big Spring, Texas
J. F. Drake State Community & Technical College, Madisonville, Kentucky
Northwest Mississippi Community College, Hattiesburg, Mississippi
Oglethorpe University, Atlanta, Georgia
Saint John Vianney College Seminary, Savannah, Georgia
Savannah Technical College, Savannah, Georgia
Southeast Kentucky Community and Technical College, Kentucky

2017 Annual Meeting



HD

#makingdreamsreal

REAL SIMPLE

HOPE LIES IN DREAMS, IN

IMAGINATION

AND IN THE COURAGE OF

those who dare

TO MAKE DREAMS INTO REALITY.

JONAS SALK